



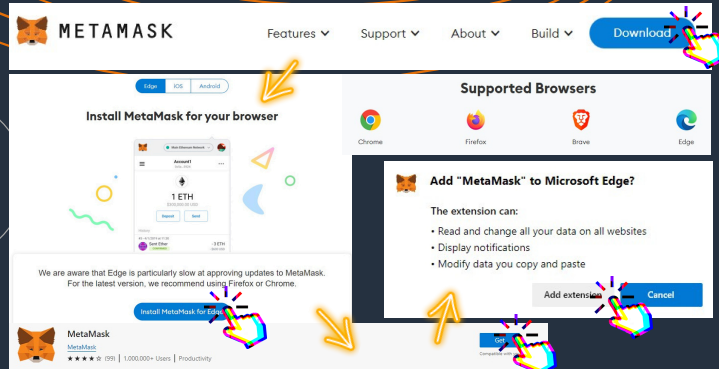
NEVER FADE TRINKETS: METAMASK

DOWNLOAD METAMASK

Open your preferred browser and go to metamask.io to download and "Add extension" to your browser desktop

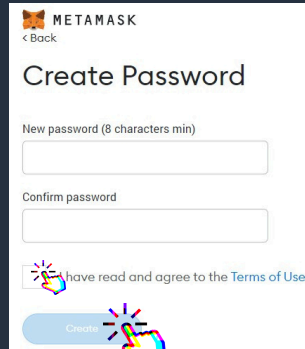


SCAN ME
METAMASK.IO



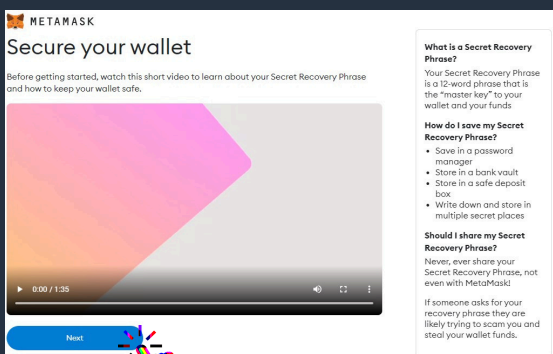
CREATE A WALLET

Create a new MetaMask wallet



CREATE PASSWORD

Create a password and keep it secure



TRAINING AND ORIENTATION

Watch the video to learn about the importance of your Secret Recovery Phrase and how to keep your wallet safe

SECRET RECOVERY PHRASE

IMPORTANT

This phrase makes it easy to back up and restore your account. Click to reveal phrase when ready to write. Secure this phrase

**WARNING: Never disclose your Secret Recovery Phrase
Anyone with this phrase can take your Ether forever**

Secret Recovery Phrase

Your Secret Recovery Phrase makes it easy to back up and restore your account.

WARNING: Never disclose your Secret Recovery Phrase. Anyone with this phrase can take your Ether forever.

CLICK HERE TO REVEAL SECRET WORDS

Tips:

Store this phrase in a password manager like 1Password.

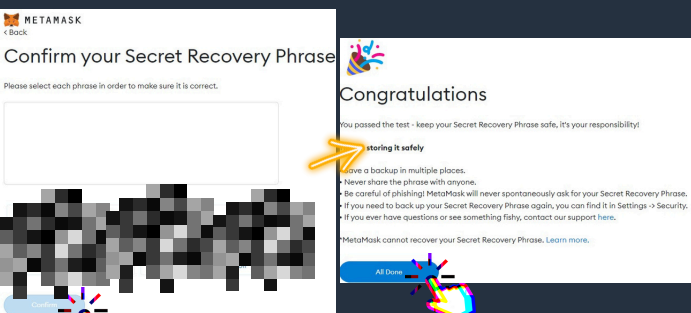
Write this phrase on a piece of paper and store in a secure location. If you want even more security, write it down on multiple pieces of paper and store each in 2 - 3 different locations.

Memorize this phrase.

Download this Secret Recovery Phrase and keep it stored safely on an external encrypted hard drive or storage medium.

CONFIRM SRP

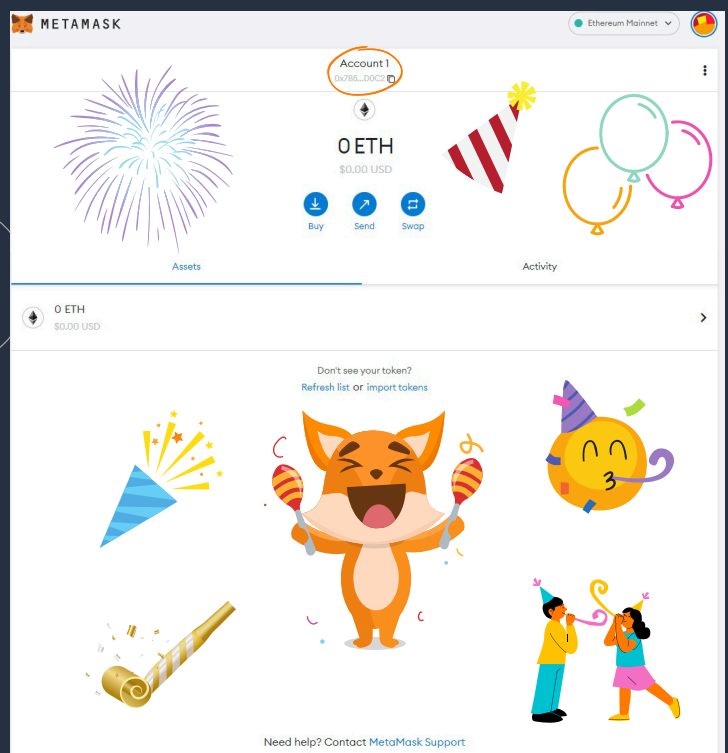
Enter your phrase in the order given on previous page and
Confirm



CONGRATS! HERE IS YOUR NEW WALLET!

Your new address is copyable beneath "Account 1"
(It is 30 digits)

This is the ETH address you will use when receiving crypto or NFTs from another wallet



#NFTrinkets #NeverFadeTrinkets #NeverFade