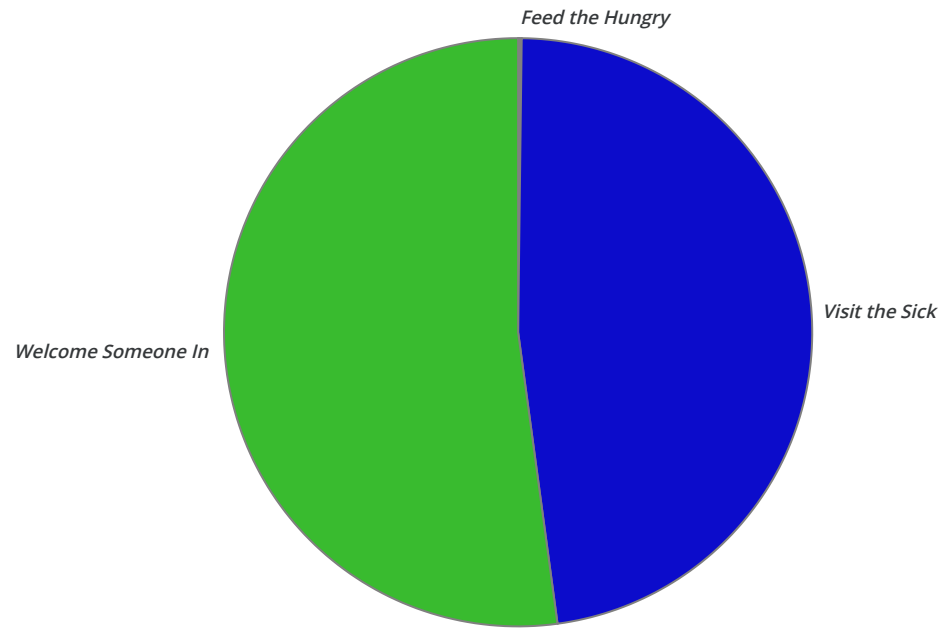
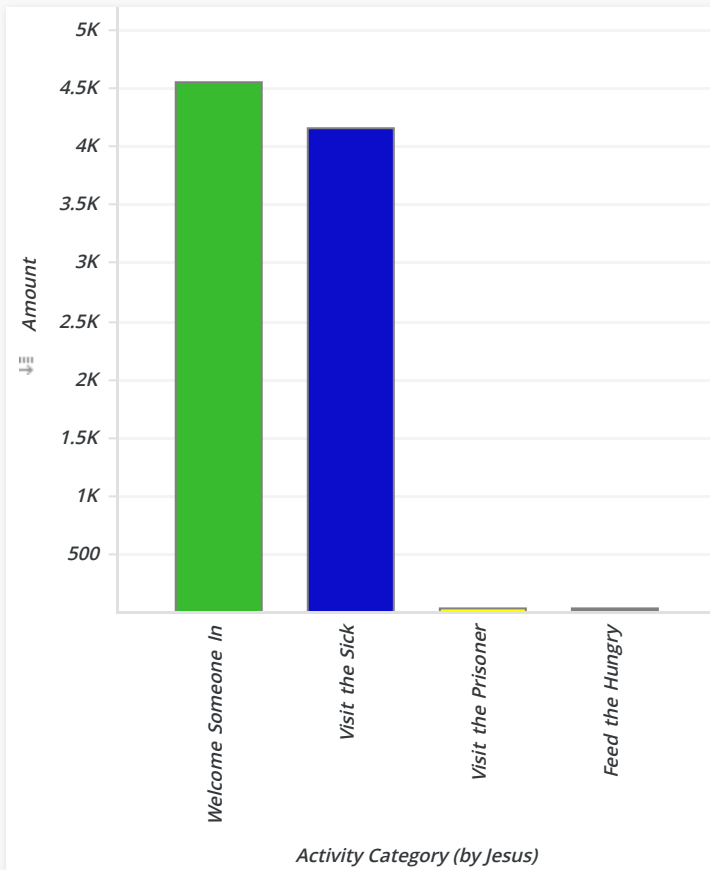


Jesus' Categories - Mt. 25:35-36

Jesus' Categories	Amount	Percent
Welcome Someone In	\$4,552.63	52.16%
Visit the Sick	\$4,161.00	47.67%
Visit the Prisoner	\$10.00	0.11%
Feed the Hungry	\$5.00	0.06%
Total	\$8,728.63	100.00%



Jesus' Categories - Matthew 25:35-36 (Detail Report) (P.1)

Category	Activity	Sub-Category	Type	Group	Amount	Percent	Cyc.	Run.	Walk.	Vol.	Spn.
Welcome Someone In	LTDC for Child-in-Poverty	Marketing	Events	Club Owned	\$0.00	0.00%	0	0	0	0	0
		Poverty	Events	Club Owned	\$0.00	0.00%	0	0	0	0	0
			Programs	Club Owned	\$1,476.00	16.94%	2	0	3	1	2
	LTDC to Bless-the-Club	Other	Programs	Club Owned	\$0.00	0.00%	0	0	0	0	0
	LTDC to Welcome-Some-In	Orphans	Programs	Club Owned	\$25.00	0.29%	0	0	0	0	1
		Other	Programs	Club Owned	\$718.63	8.25%	0	0	0	0	3
	Ride 4 Orphans	Orphans	Events	3rd. Party	\$2,333.00	26.77%	6	0	0	0	23
Total					\$4,552.63	52.25%	8	0	3	1	29
Visit the Sick	Tour de Broward	MS, Cancer, Heart	Events	3rd. Party	\$65.00	0.75%	0	0	3	0	0
	Tour de Cure	Diabetes	Events	3rd. Party	\$380.00	4.36%	6	0	0	0	6
	Tour de St. Jude	Cancer	Events	3rd. Party	\$3,716.00	42.65%	6	2	5	0	10
	Total					\$4,161.00	47.75%	12	2	8	0

<i>Charity</i>	No data returned for this view. This might be	<i>Food</i>	No data returned for this view. This might be because	<i>Transaction Fees</i>	<i>TOTAL</i>
\$8,728.63		\$0.00		\$0.00	\$8,728.63

Jesus' Categories - Matthew 25:35-36 (Detail Report) (P.2)

Category	Activity	Sub-Category	Type	Group	Amount	Percent	Cyc.	Run.	Walk.	Vol.	Spn.
Visit the Prisoner	LTDC to Visit-the-Prisoner	Prisoner	Programs	Club Owned	\$10.00	66.67%	0	0	0	1	0
	Total				\$10.00	66.67%	0	0	0	1	0
Feed the Hungry	LTDC to Feed-the-Hungry	Malnutrition	Programs	Club Owned	\$5.00	33.33%	0	0	0	1	0
	Total				\$5.00	33.33%	0	0	0	1	0

Charity
\$8,728.63

No data returned for this view.
This might be

Food
\$0.00

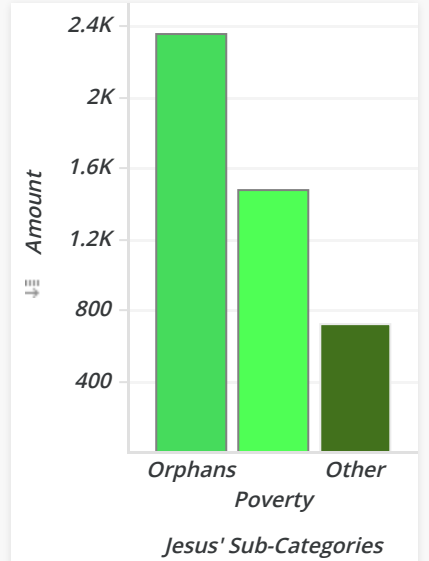
No data returned for this view.
This might be because the

Transaction Fees
\$0.00

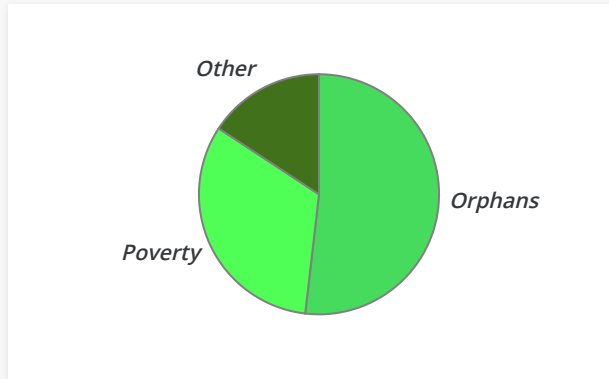
TOTAL
\$8,728.63

Welcome Someone In - P.1 (Jesus' Category) - Matthew 25:35-36 (Detail Report)

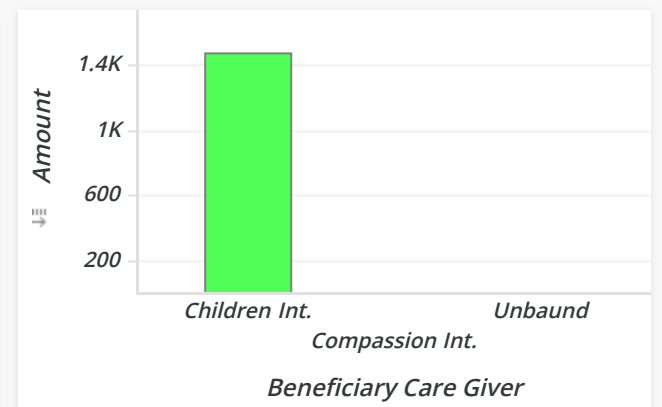
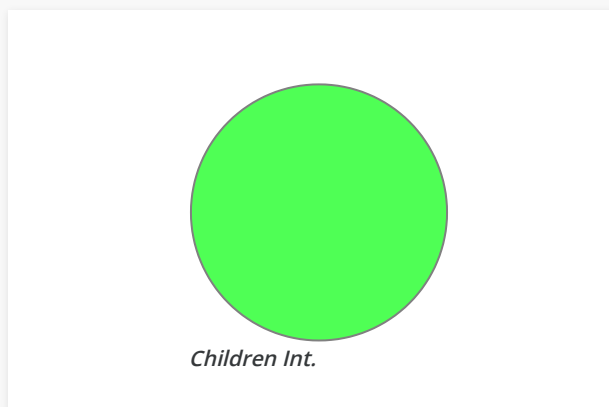
Category	SubCat.	Activity	Type	Amount	Percent	Cycl.	Run.	Walk.	Vol.	Spon.
Welcome Someone In	Orphans	Ride 4 Orphans	Events	\$2,333.00	51.25%	6	0	0	0	23
		LTDC to Welcome-Some-In	Programs	\$25.00	0.55%	0	0	0	0	1
	Other	LTDC to Welcome-Some-In	Programs	\$718.63	15.78%	0	0	0	0	3
	Poverty	LTDC for Child-in-Poverty	Programs	\$1,476.00	32.42%	2	0	3	1	2
Total				\$4,552.63	100.00%	8	0	3	1	29



SubCategory	Amount	Percent
Orphans	\$2,358.00	51.79%
Poverty	\$1,476.00	32.42%
Other	\$718.63	15.78%
Total	\$4,552.63	100.00%



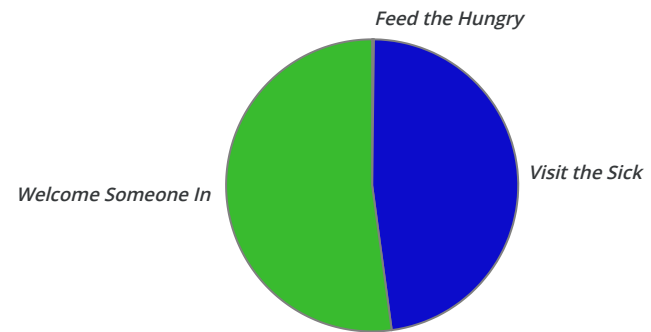
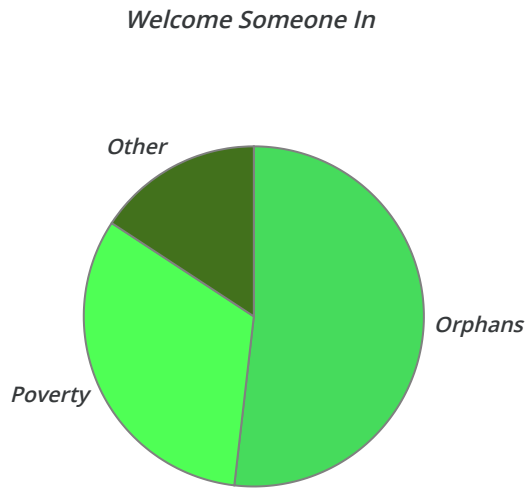
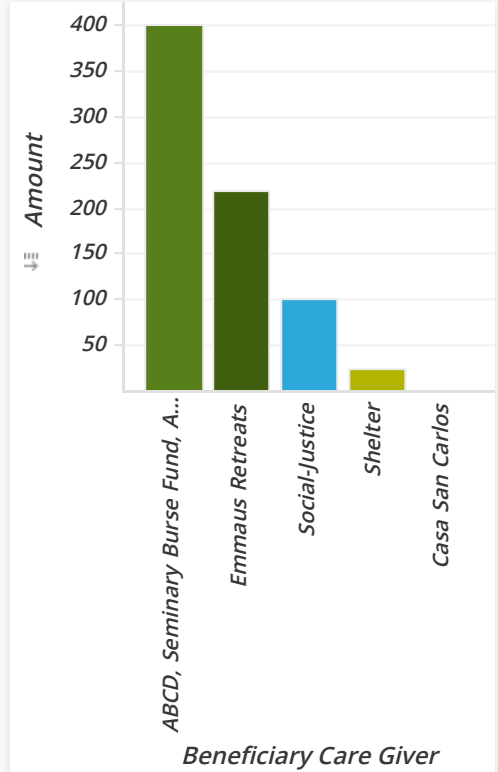
SubCat.	Care Giver	Amount	Percent
Poverty	Children Int.	\$1,476.00	100.00%
	Compassion Int.	\$0.00	0.00%
	Unbaund	\$0.00	0.00%
	Total	\$1,476.00	100.00%



SubCat.	On-Account	Amount
Poverty	On Acct. - Patrons (Mo. Remain)	\$108.00
	On Acct. - Patrons (Prepaid)	\$0.00
	Total	\$108.00

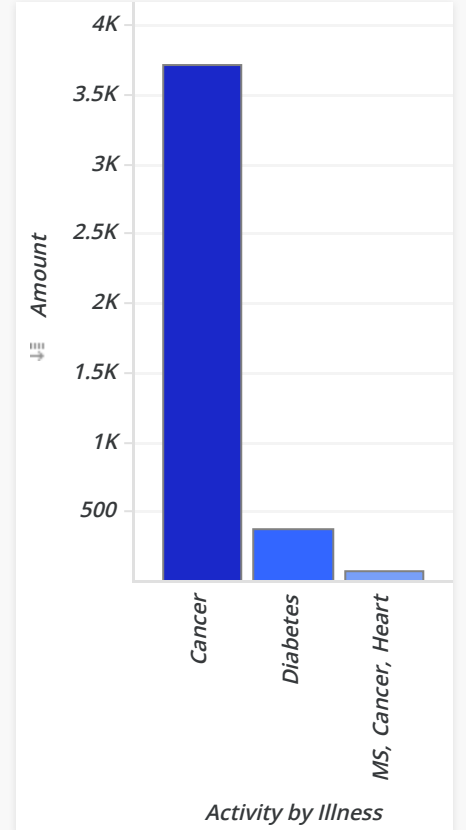
Welcome Someone In - P.2 - Other Programs - (Detail Report)

Category	SubCat.	Beneficiary Care Giver	Sub-Activity	Amount	Percent	Spon.	Vol.
Welcome Someone In	Other	ABCD, Seminary Burse Fund, America Needs Fatima	Donative Prog.	\$400.00	55.66%	1	0
		Casa San Carlos	LTDC to Bless-the-Club	\$0.00	0.00%	0	0
		Emmaus Retreats	Donative Prog.	\$218.63	30.42%	1	0
		Social-Justice	Donative Prog.	\$100.00	13.92%	1	0
Total				\$718.63	100.00%	3	0

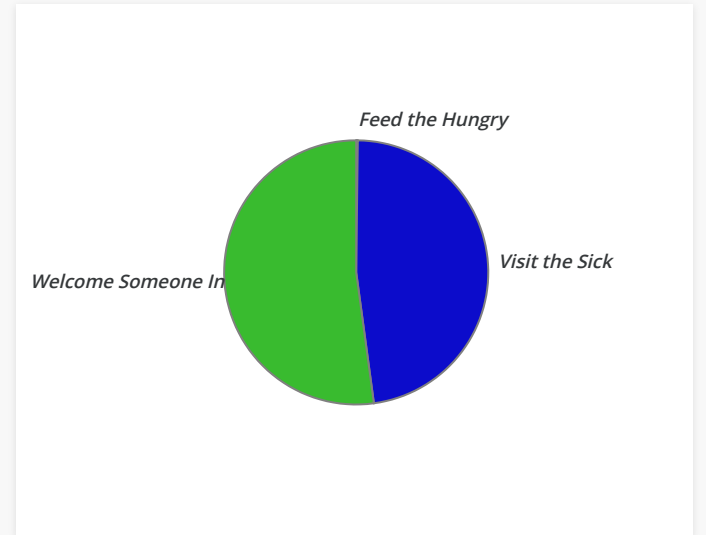
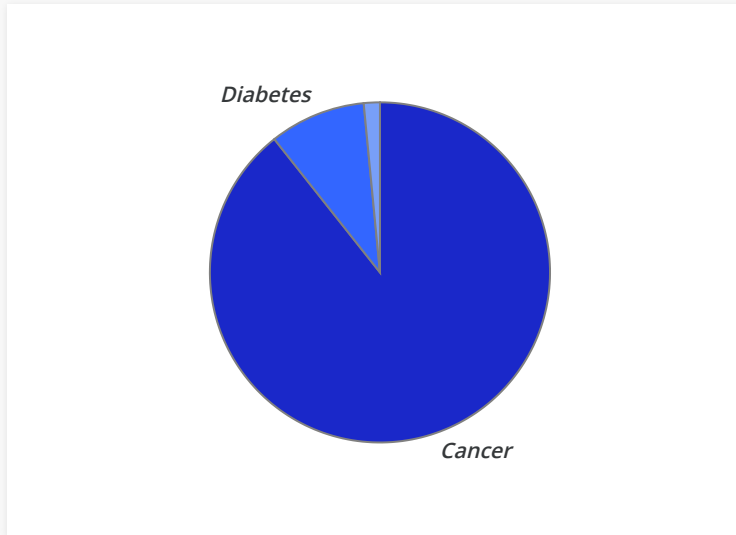


Visit the Sick - Part 1 (Jesus' Category by Illness) - Matthew 25:35-36 (Detail Rep...

Category	Sub-Category	Activity	Type	Group	Amount	Percent	Cyc.	Run.	Walk.	Vol.	Spn.
Visit the Sick	Cancer	Tour de St. Jude	Events	3rd. Party	\$3,716.00	89.31%	6	2	5	0	10
		Total			\$3,716.00	89.31%	6	2	5	0	10
	Diabetes	Tour de Cure	Events	3rd. Party	\$380.00	9.13%	6	0	0	0	6
		Total			\$380.00	9.13%	6	0	0	0	6
	MS, Cancer, Heart	Tour de Broward	Events	3rd. Party	\$65.00	1.56%	0	0	3	0	0
		Total			\$65.00	1.56%	0	0	3	0	0
Total					\$4,161.00	100.00%	12	2	8	0	16



Illness	Amount	Percent
Cancer	\$3,716.00	89.31%
Diabetes	\$380.00	9.13%
MS, Cancer, Heart	\$65.00	1.56%
Total	\$4,161.00	100.00%

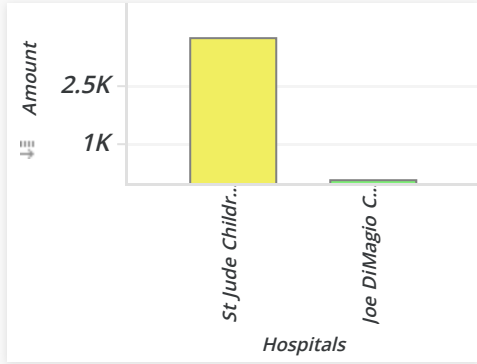
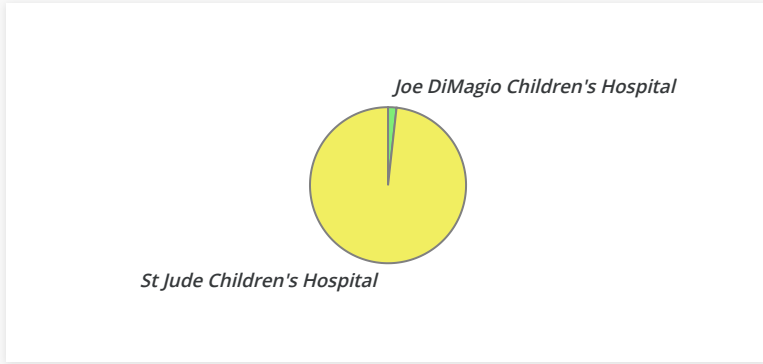


Visit the Sick - Part 2 (Jesus' Category by Hospitals) - Matthew 25:35-36 (Detail Report)

Hospitals	Activity	Type	Group	Sub-Category	Amount	Percent	Cyclists	Runners	Walkers	Vol.	Spn.
St Jude Children's Hospital	Tour de St. Jude	Events	3rd. Party	Cancer	\$3,716.00	98.28%	6	2	5	0	10
Joe DiMagio Children's Hospital	Tour de Broward	Events	3rd. Party	MS, Cancer, Heart	\$65.00	1.72%	0	0	3	0	0
Total					\$3,781.00	100.00%	6	2	8	0	10

Visit the Sick (by Hospitals)

Hospitals	Amount	Percent
St Jude Children's Hospital	\$3,716.00	98.28%
Joe DiMagio Children's Hospital	\$65.00	1.72%
Total	\$3,781.00	100.00%

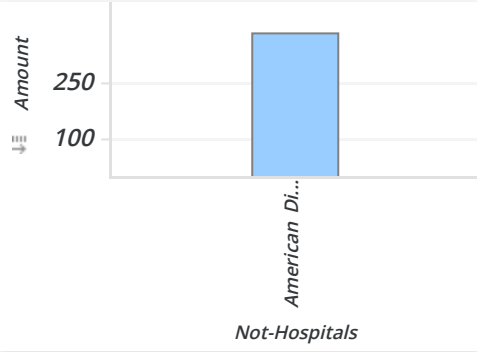
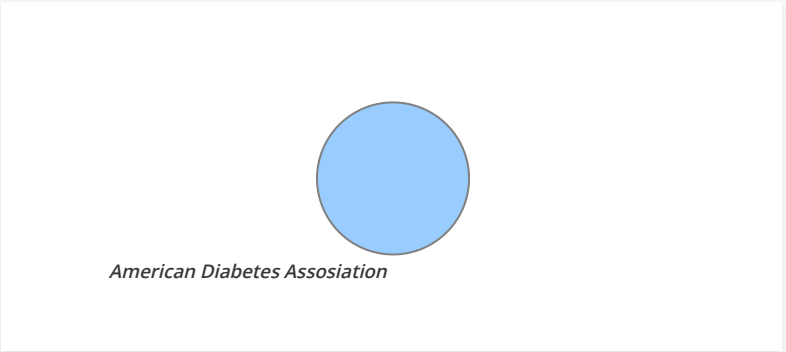


Visit the Sick - Part 3 (Jesus' Category by Non-Hospitals) - Matthew 25:35-36 (Detail Report)

Not-Hospitals	Activity	Type	Group	Sub-Category	Amount	Percent	Cyclists	Runners	Walkers	Vol.	Spn.
American Diabetes Assosiation	Tour de Cure	Events	3rd. Party	Diabetes	\$380.00	100.00%	6	0	0	0	6
Total					\$380.00	100.00%	6	0	0	0	6

Visit the Sick (Non-Hospitals)

Not-Hospitals	Amount	Percent
American Diabetes Assosiation	\$380.00	100.00%
Total	\$380.00	100.00%

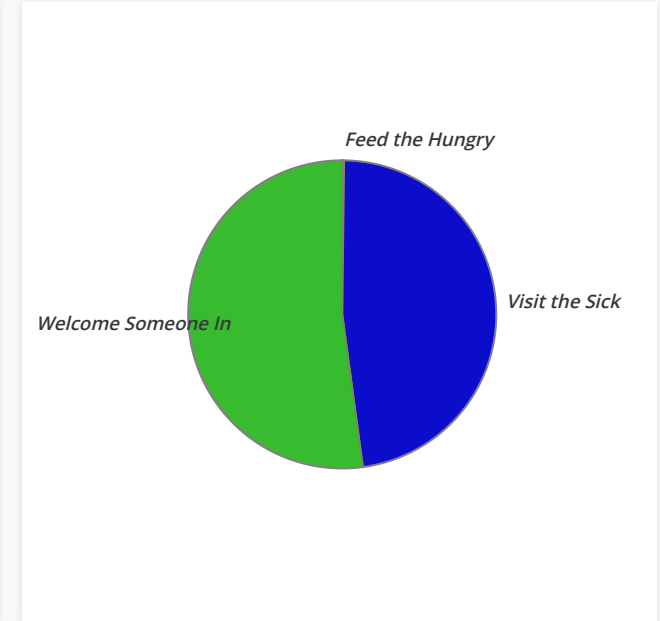
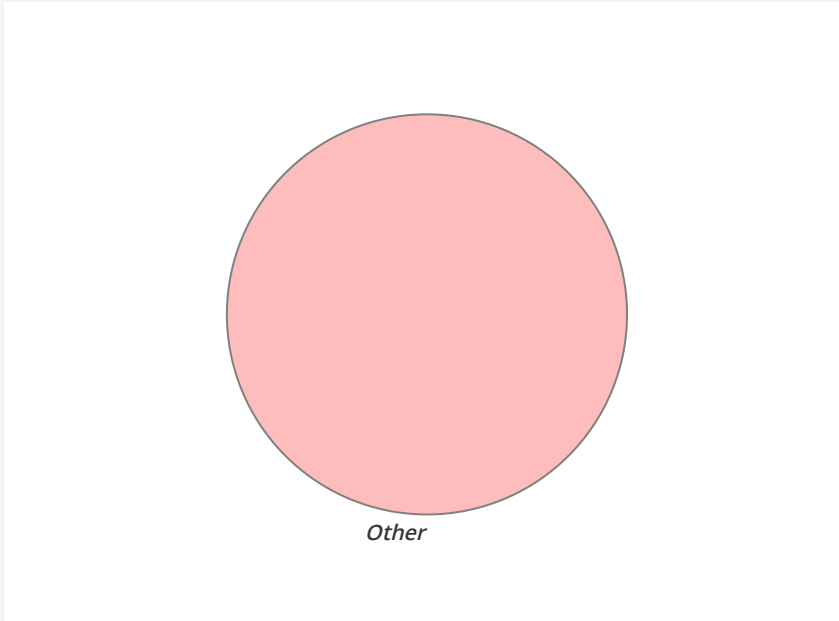


Feed the Hungry (Jesus' Category) - Matthew 25:35-36 (Detail Report)

Category	Sub-Category	Activity	Sub-Activity	Type	Group	Amount	Percent	Cyc.	Run.	Walk.	Vol.	Spn.
Feed the Hungry	Malnutrition	LTDC to Feed-the-Hungry	Other	Programs	Club Owned	\$5.00	100.00%	0	0	0	1	0
Total						\$5.00	100.00%	0	0	0	1	0



Sub-Activity	Amount	Percent
Other	\$5.00	100.00%
Total	\$5.00	100.00%



Visit the Prisoner - P.1 (Jesus' Category) - Matthew 25:35-36 (Detail Report)

No data returned for this view. This might be because the applied filter excludes all data.

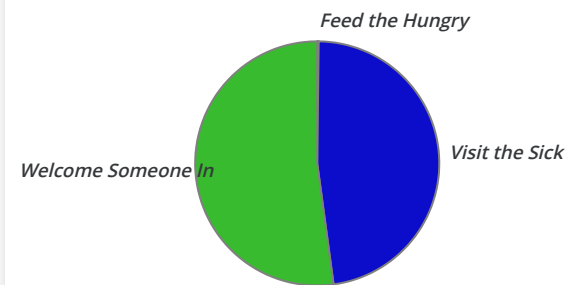
No data returned for this view.
This might be because the applied filter excludes all data.

No data returned for this view. This might be because the applied filter excludes all data.

No data returned for this view. This might be because the applied filter excludes all data.

No data returned for this view. This might be because the applied filter excludes all data.

No data returned for this view. This might be because the applied filter excludes all data.



Visit the Prisoner - P.2 (Jesus' Category by Allocation) - Matthew 25:35-36 (Detail R...

Category	Sub-Cat.	Activity	Type	Sub-Activity	Raised	Percent	Cyc.	Run.	Walk.	Vol.	Spn.
Visit the Prisoner	Prisoner	LTDC to Visit-the-Prisoner	Programs	Volunteer Prog. (Kairos)	\$10.00	100.00%	0	0	0	1	0
Total					\$10.00	100.00%	0	0	0	1	0



Sub-Activity	Raised	Percent
Volunteer Prog. (Kairos)	\$10.00	100.00%
Total	\$10.00	100.00%

