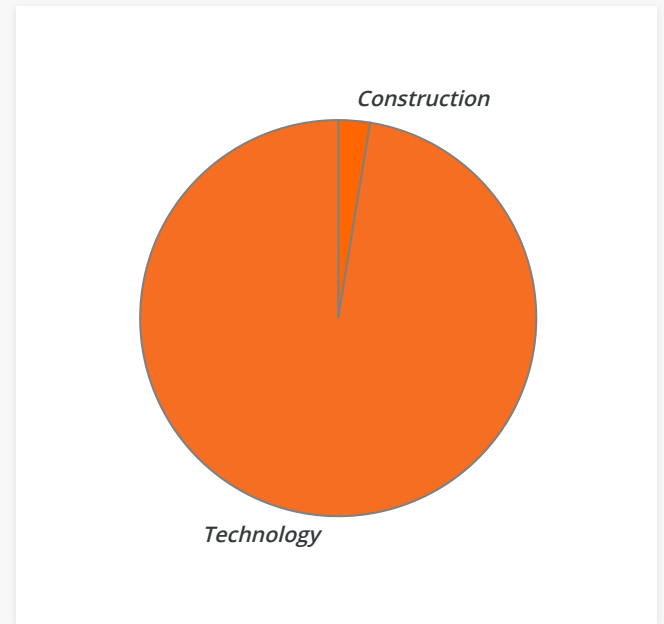
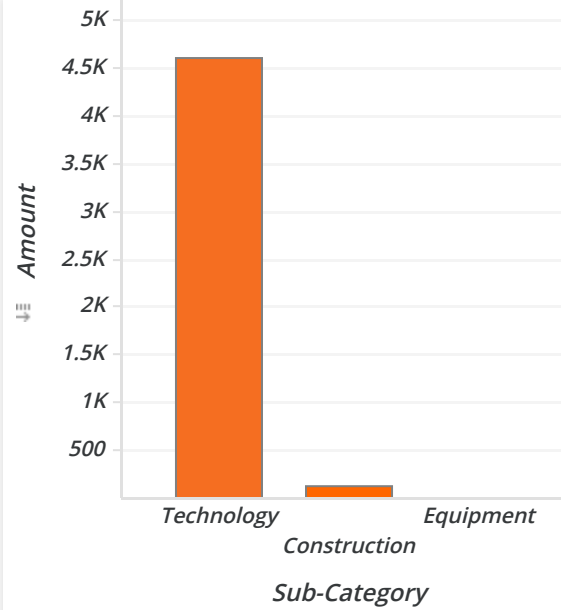


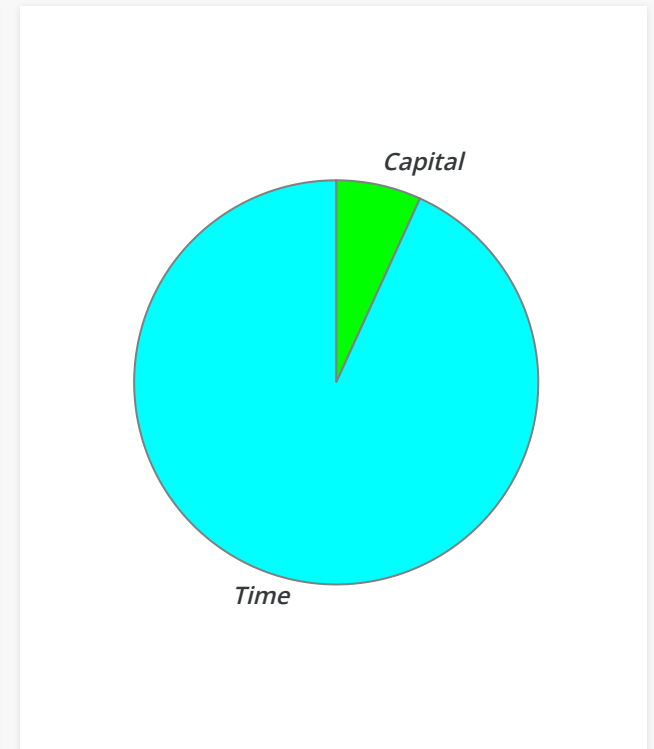
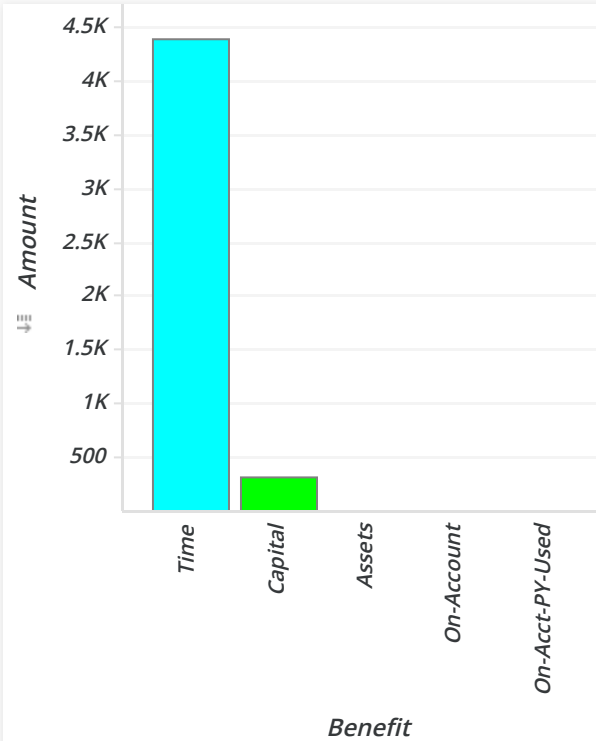
Annual Services

Sub-Category	Amount	Percent
Technology	\$4,594.88	97.45%
Construction	\$120.00	2.55%
Equipment	\$0.00	0.00%
Total	\$4,714.88	100.00%



Annual Services

Sub-Category	Benefit	Amount	Percent
Construction	Capital	\$100.00	2.12%
	Time	\$20.00	0.42%
	On-Account	\$0.00	0.00%
	On-Acct-PY-Used	\$0.00	0.00%
Equipment	Assets	\$0.00	0.00%
	On-Account	\$0.00	0.00%
	On-Acct-PY-Used	\$0.00	0.00%
Technology	Time	\$4,375.00	92.79%
	Capital	\$219.88	4.66%
Total		\$4,714.88	100.00%



Annual Services (Detail Report) (P.1)

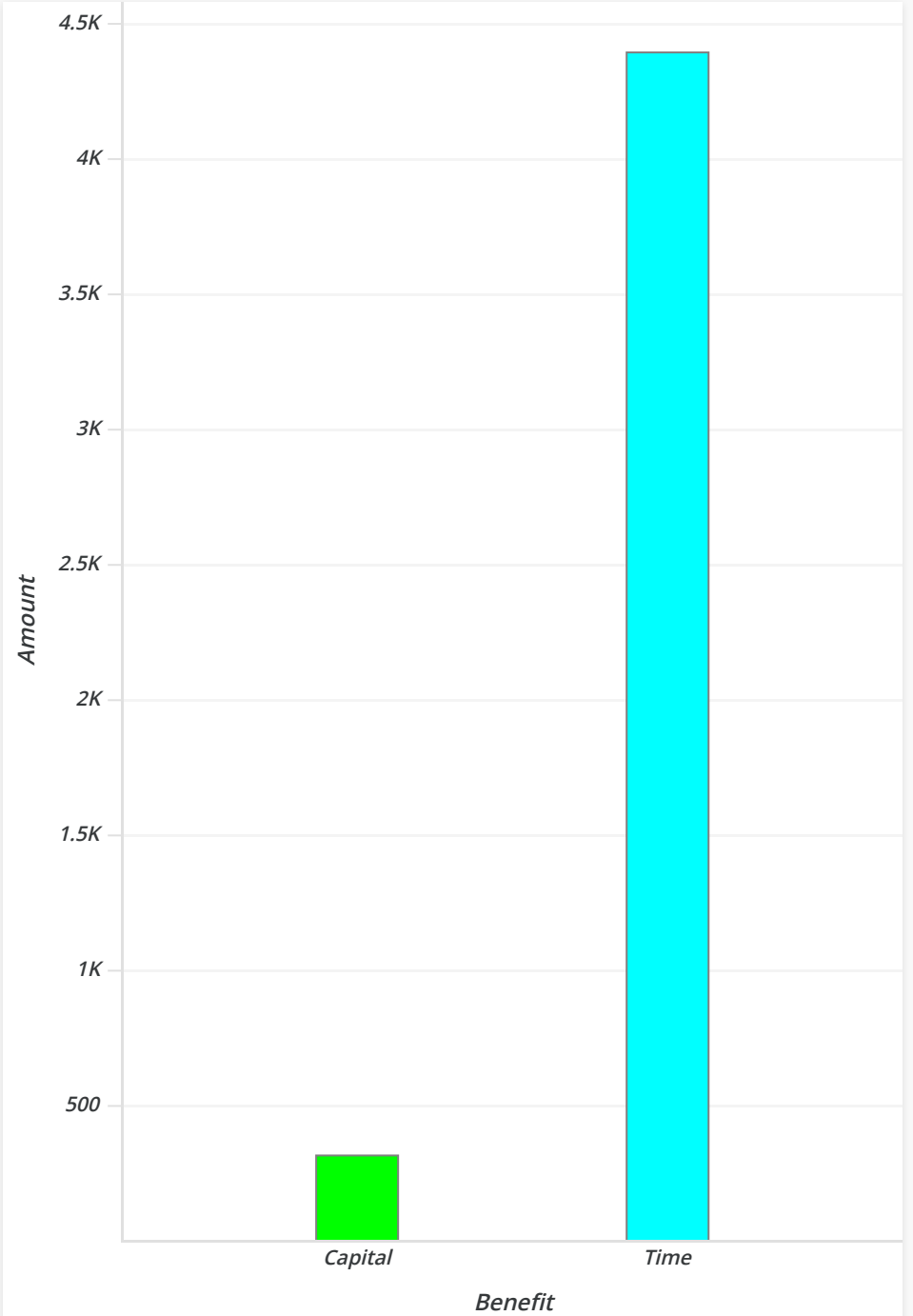
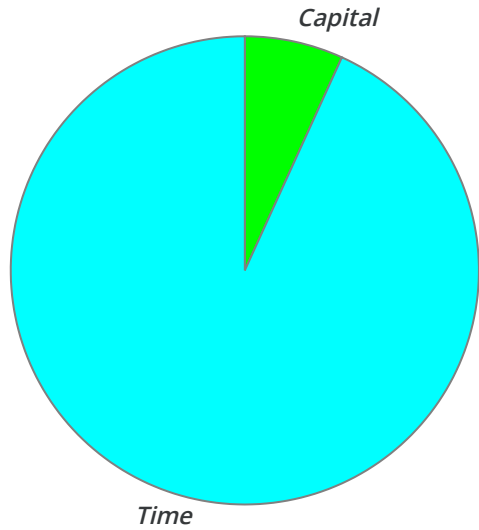
Sub-Category	Benefit	Sub-Activity	Amount	Percent	Vol.	Spon.	
Construction	Capital	2019 Total Goods Donated from LTDC Construction Services	\$0.00	0.00%	1	0	
		Project 0: Improvement of Chapel	\$100.00	83.33%	1	0	
		Total	\$100.00	83.33%	2	0	
	On-Account	2019 LTDC Construction Services Fundraise Balance (After Allocation):	\$0.00	0.00%	0	0	
		Total	\$0.00	0.00%	0	0	
	On-Acct-PY-Used	On Account from Prior Year:	\$0.00	0.00%	0	0	
		Total	\$0.00	0.00%	0	0	
	Time	2019 Total Charitable Hours from LTDC Construction Services 1 hrs.	\$20.00	16.67%	0	1	
		Total	\$20.00	16.67%	0	1	
	Total			\$120.00	100.00%	2	1

Annual Services (Detail Report) (P.2)

Sub-Category	Benefit	Sub-Activity	Amount	Percent	Vol.	Spon.
Equipment	Assets	N/A	\$0.00	0.00%	0	0
		Total	\$0.00	0.00%	0	0
	On-Account	2019 (On-Account) Balance Remaining to Use for Equipment & Tools	\$0.00	0.00%	0	2
		Total	\$0.00	0.00%	0	2
	On-Acct-PY-Used	On-Account from Prior Year:	\$0.00	0.00%	0	1
		Total	\$0.00	0.00%	0	1
	Total		\$0.00	0.00%	0	3
Technology	Capital	2019 Total of Technology Donated from LTDC Construction Services	\$219.88	4.79%	1	0
		Total	\$219.88	4.79%	1	0
	Time	2019 Total Charitable Technology Hours from LTDC Construction Services:	\$4,375.00	95.21%	0	1
		Total	\$4,375.00	95.21%	0	1
	Total		\$4,594.88	100.00%	1	1

Capital Vs Time Donated in Projects

Benefit	Sub-Category	Amount	Percent	Volunt.	Spons.
Capital	Construction	\$100.00	2.12%	2	0
	Technology	\$219.88	4.66%	1	0
	Total	\$319.88	6.78%	3	0
Time	Construction	\$20.00	0.42%	0	1
	Technology	\$4,375.00	92.79%	0	1
	Total	\$4,395.00	93.22%	0	2
Total		\$4,714.88	100.00%	3	2




Capital Vs Time Donated in Proyects (Detail Report)

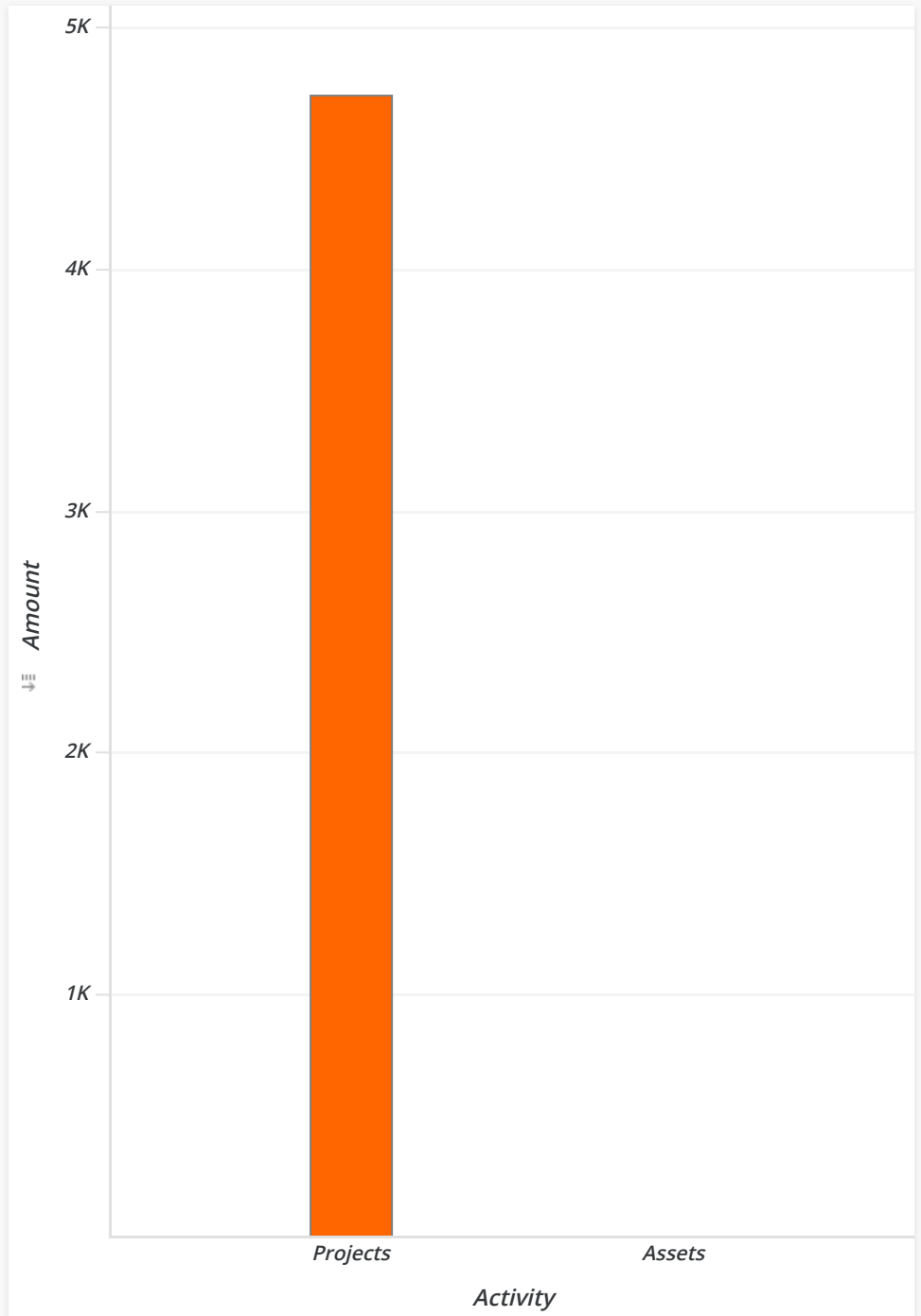
Benefit	Activity	Sub-Activity	Amount	Percent	Vol.	Spon.
Time	Projects	2019 Total Charitable Hours from LTDC Construction Services 1 hrs.	\$20.00	0.42%	0	1
		2019 Total Charitable Technology Hours from LTDC Construction Services:	\$4,375.00	92.79%	0	1
	Total		\$4,395.00	93.22%	0	2
Capital	Projects	2019 Total Goods Donated from LTDC Construction Services	\$0.00	0.00%	1	0
		2019 Total of Technology Donated from LTDC Construction Services	\$219.88	4.66%	1	0
		Project 0: Improvement of Chapel	\$100.00	2.12%	1	0
	Total		\$319.88	6.78%	3	0
Total			\$4,714.88	100.00%	3	2

Projects Vs Assets

Activity	Sub-Category	Amount	Percent	Volunt.	Spons.
Projects	Construction	\$120.00	2.55%	2	1
	Technology	\$4,594.88	97.45%	1	1
	Total	\$4,714.88	100.00%	3	2
Assets	Equipment	\$0.00	0.00%	0	0
	Total	\$0.00	0.00%	0	0
Total		\$4,714.88	100.00%	3	2





Projects



Charity Vs. Other Allocations

Allocation	Amount	Percent
Charity	\$4,715	100.00%
Retained	\$0	0.00%
Total	\$4,715	100.00%



Charity Vs. Other Allocations (Detail Report)

Allocation	Sub-Category	Activity	Benefit	Group	Amount	Percent	Vol.	Spon.
Charity	Construction	Projects	Capital	Club Owned	\$100	2.12%	2	0
			Time	Club Owned	\$20	0.42%	0	1
			On-Account	Club Owned	\$0	0.00%	0	0
			On-Acct-PY-Used	Club Owned	\$0	0.00%	0	0
	Total				\$120	2.55%	2	1
	Technology	Projects	Time	Club Owned	\$4,375	92.79%	0	1
			Capital	Club Owned	\$220	4.66%	1	0
	Total				\$4,595	97.45%	1	1
Total				\$4,715	100.00%	3	2	
Retained	Equipment	Assets	Assets	Club Owned	\$0	0.00%	0	0
			On-Account	Club Owned	\$0	0.00%	0	2
			On-Acct-PY-	Club Owned	\$0	0.00%	0	1