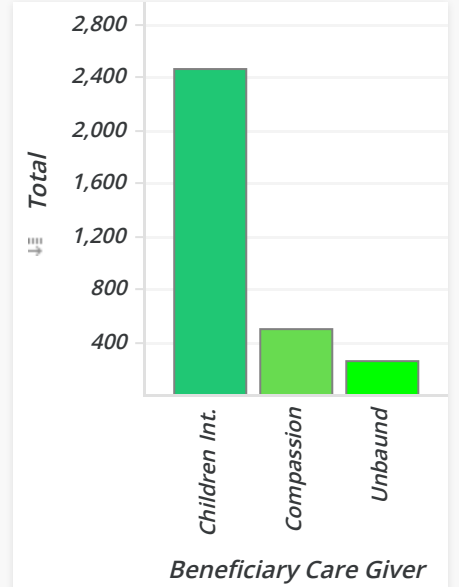
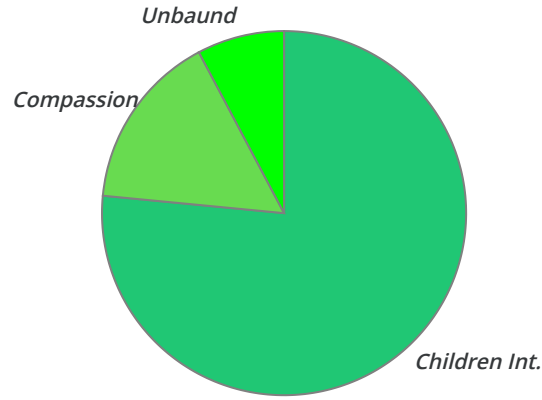


2020 (NET) - Summary by Care Giver

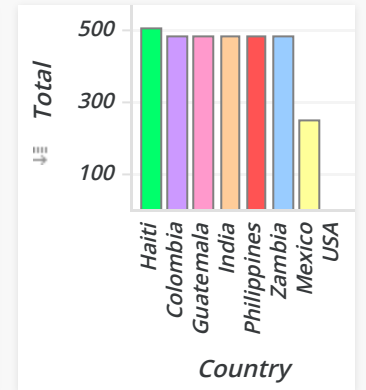
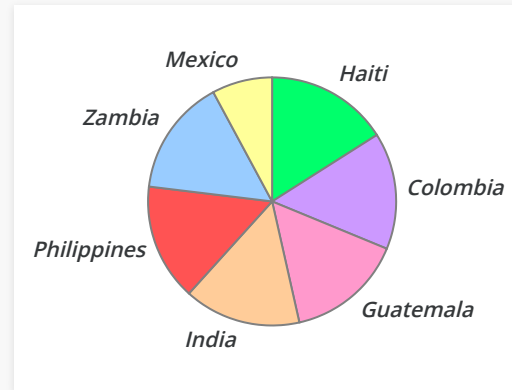
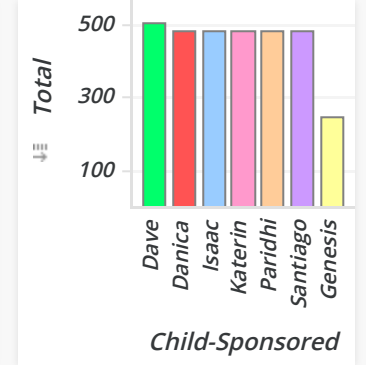
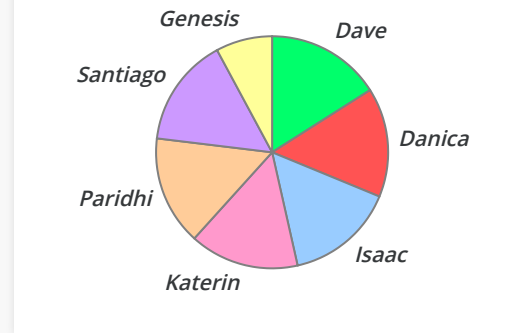
| Care Giver | Sponsorship | Birthday | Christmas | SpecRel | Total |
|---------------|-------------------|-----------------|-----------------|----------------|----------------|
| Children Int. | \$2,160.00 | \$125.00 | \$125.00 | \$50.00 | \$2,460 |
| Compassion | \$456.00 | \$25.00 | \$25.00 | | \$506 |
| Unbaund | \$200.00 | \$25.00 | \$25.00 | | \$250 |
| Total | \$2,816.00 | \$175.00 | \$175.00 | \$50.00 | \$3,216 |

| On-Account | On-Acct-M | PrePaid-M | On-Acct-A | Total |
|-------------------|-----------------|----------------|-----------------|-----------------|
| Children Int. | \$216.00 | \$60.00 | | \$276.00 |
| Compassion | \$0.00 | \$0.00 | \$0.00 | \$0.00 |
| LTDC Cycling Club | | | \$384.15 | \$384.15 |
| Total | \$216.00 | \$60.00 | \$384.15 | \$660.15 |



2020 (NET) - Detail by Care Giver with Child-Country Comparison

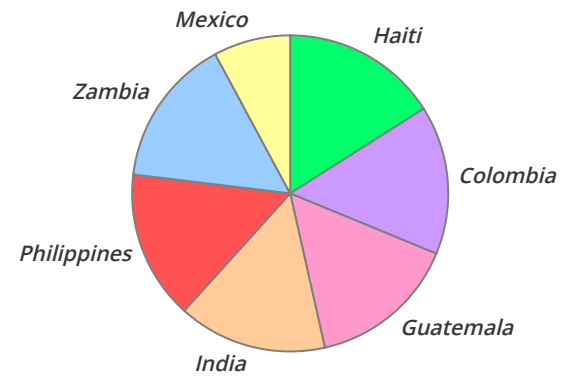
| Care Giver | Country | Child | Spons. | B-Day | X-Mas | Total | Percent |
|---------------|--------------|----------|----------------|--------------|--------------|----------------|-------------|
| Children Int. | Colombia | Santiago | \$432 | \$25 | \$25 | \$482 | 15% |
| | Guatemala | Katerin | \$432 | \$25 | \$25 | \$482 | 15% |
| | India | Paridhi | \$432 | \$25 | \$25 | \$482 | 15% |
| | Philippines | Danica | \$432 | \$25 | \$25 | \$482 | 15% |
| | Zambia | Isaac | \$432 | \$25 | \$25 | \$482 | 15% |
| Total | | | \$2,160 | \$125 | \$125 | \$2,410 | 76% |
| Compassion | Haiti | Dave | \$456 | \$25 | \$25 | \$506 | 16% |
| | Total | | \$456 | \$25 | \$25 | \$506 | 16% |
| Unbaund | Mexico | Genesis | \$200 | \$25 | \$25 | \$250 | 8% |
| | Total | | \$200 | \$25 | \$25 | \$250 | 8% |
| Total | | | \$2,816 | \$175 | \$175 | \$3,166 | 100% |





| Care Giver | Country | Child | Spons. | B-Day | X-Mas | Total | Percent |
|---------------|-------------|----------|----------------|--------------|--------------|----------------|-------------|
| Children Int. | Colombia | Santiago | \$432 | \$25 | \$25 | \$482 | 15% |
| | Guatemala | Katerin | \$432 | \$25 | \$25 | \$482 | 15% |
| | India | Paridhi | \$432 | \$25 | \$25 | \$482 | 15% |
| | Philippines | Danica | \$432 | \$25 | \$25 | \$482 | 15% |
| | Zambia | Isaac | \$432 | \$25 | \$25 | \$482 | 15% |
| Compassion | Haiti | Dave | \$456 | \$25 | \$25 | \$506 | 16% |
| Unbaund | Mexico | Genesis | \$200 | \$25 | \$25 | \$250 | 8% |
| Total | | | \$2,816 | \$175 | \$175 | \$3,166 | 100% |

2020 (NET) - World Map - Country Distribution



Child-in-Poverty Distribution

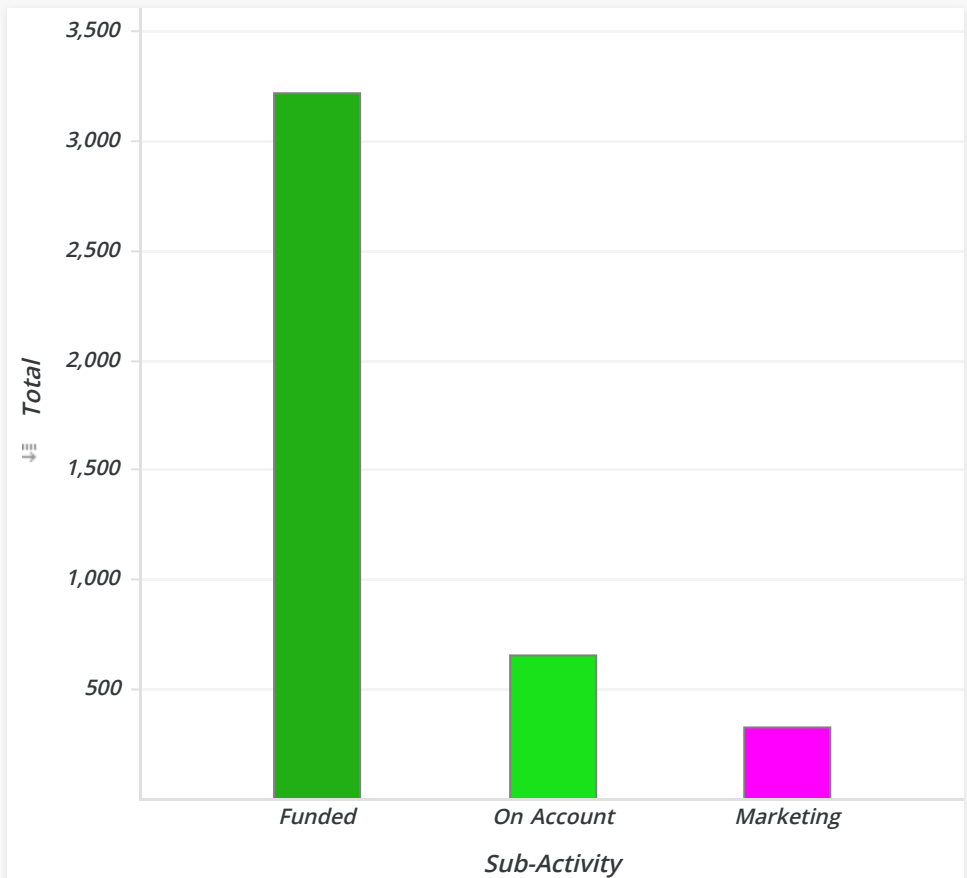
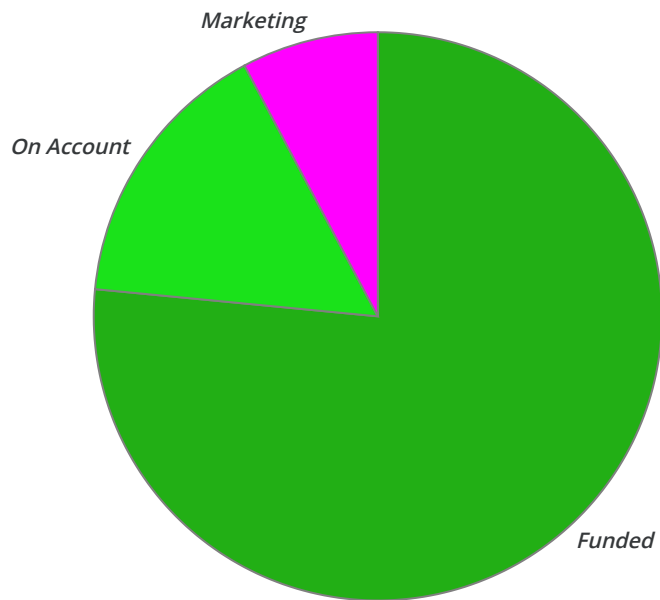
| SubActivity | Total | Percent |
|--------------|----------------|----------------|
| Funded | \$3,216 | 76.50% |
| On Account | \$660 | 15.70% |
| Marketing | \$328 | 7.80% |
| Total | \$4,204 | 100.00% |

On-Account Distribution

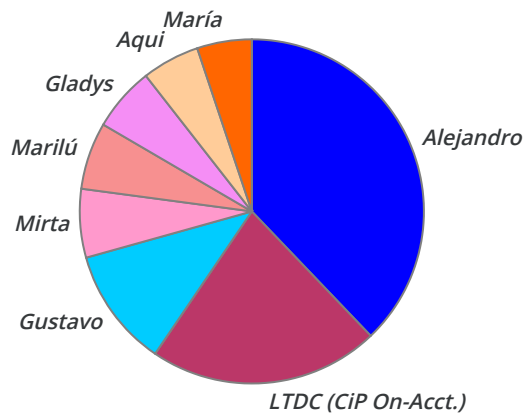
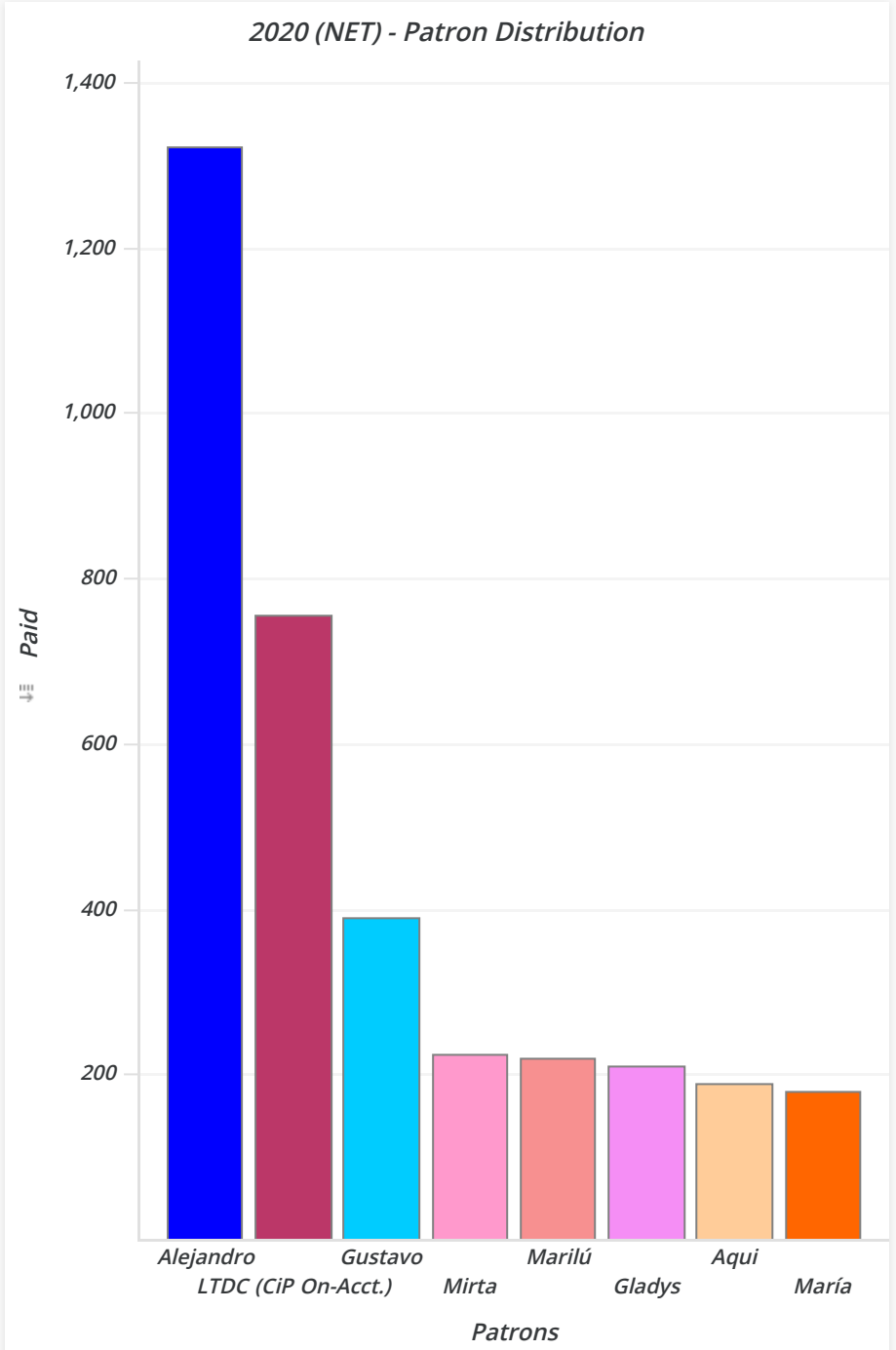
| On-Account | Total | Percent |
|----------------------|--------------|----------------|
| Annual Event | \$1,020 | 154.53% |
| Monthly Remain | \$216 | 32.72% |
| Prior Year | \$168 | 25.45% |
| Prepaid | \$60 | 9.09% |
| Annual Training | \$0 | 0.00% |
| Funds Used this Year | (\$804) | -121.79% |
| Total | \$660 | 100.00% |

Marketing Detail

| Member | Marketing | Total |
|--------------|-----------|--------------|
| Alejandro | Awards | \$169 |
| | Food-Ent. | \$73 |
| | T-Shirts | \$50 |
| Pedro | Food-Ent. | \$18 |
| Event | PayPalFee | \$18 |
| Total | | \$328 |

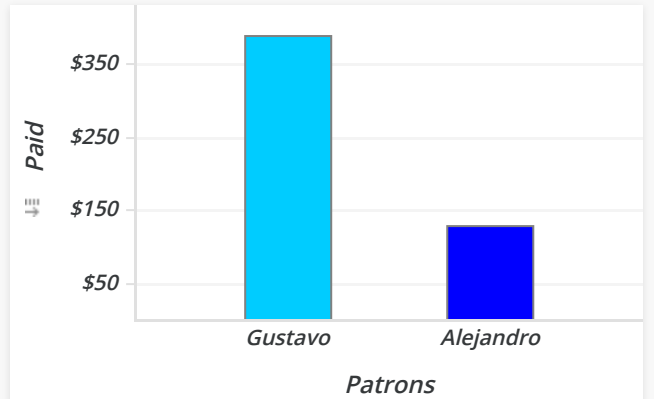
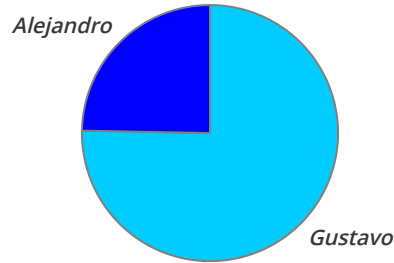


| Patrons | Funded | OnAcct | PrePaid | Paid | Percent |
|---------------------|----------------|-----------------|----------------|----------------|----------------|
| Alejandro | \$1,321 | \$0.00 | \$0.00 | \$1,321 | 37.83% |
| LTDC (CiP On-Acct.) | \$756 | \$0.00 | \$0.00 | \$756 | 21.65% |
| Gustavo | \$354 | \$36.00 | \$0.00 | \$390 | 11.17% |
| Mirta | \$159 | \$36.00 | \$30.00 | \$225 | 6.44% |
| Marilú | \$184 | \$36.00 | \$0.00 | \$220 | 6.30% |
| Gladys | \$144 | \$36.00 | \$30.00 | \$210 | 6.01% |
| Aqui | \$154 | \$36.00 | \$0.00 | \$190 | 5.44% |
| María | \$144 | \$36.00 | \$0.00 | \$180 | 5.15% |
| Total | \$3,216 | \$216.00 | \$60.00 | \$3,492 | 100.00% |



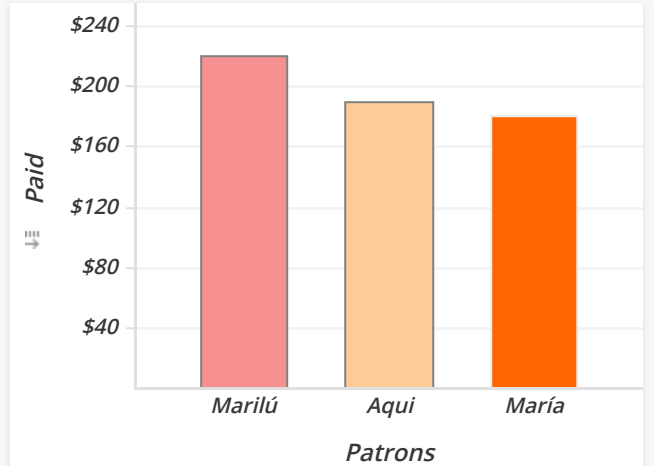
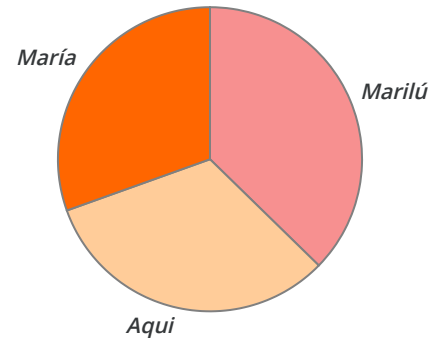
Team Danica (NET)

| Patrons | Paid | Percent |
|--------------|--------------|----------------|
| Alejandro | \$128 | 24.71% |
| Gustavo | \$390 | 75.29% |
| Total | \$518 | 100.00% |



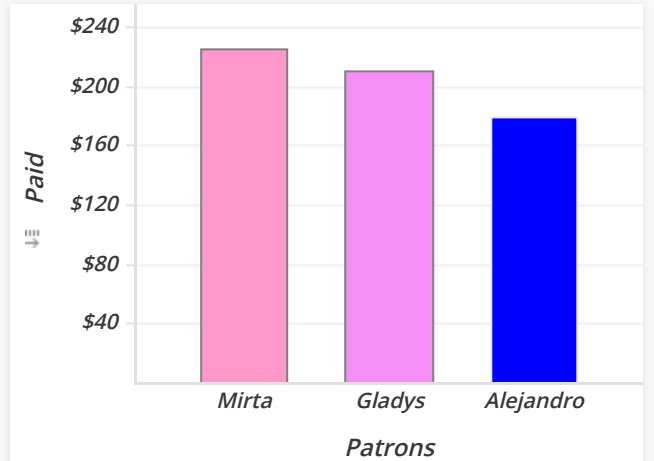
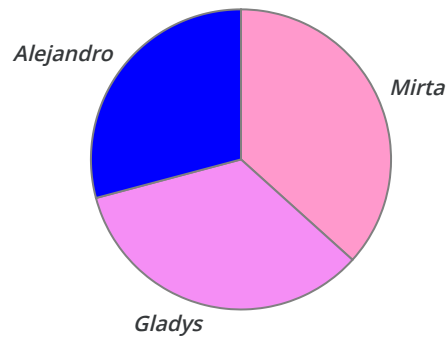
Team Paridhi (NET)

| Patrons | Paid | Percent |
|--------------|--------------|----------------|
| Marilú | \$220 | 38.17% |
| Aqui | \$190 | 31.95% |
| María | \$180 | 29.88% |
| Total | \$590 | 100.00% |




Team Katerin (NET)

| Patrons | Paid | Percent |
|--------------|--------------|----------------|
| Mirta | \$225 | 36.64% |
| Gladys | \$210 | 34.20% |
| Alejandro | \$179 | 29.15% |
| Total | \$614 | 100.00% |

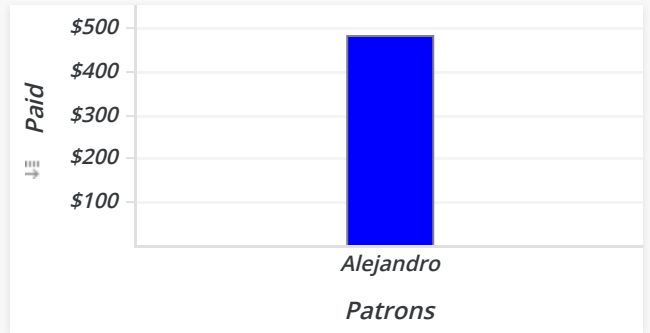


Team Isaac (NET)

| Patrons | Paid | Percent |
|--------------|--------------|----------------|
| Alejandro | \$482 | 100.00% |
| Total | \$482 | 100.00% |




Alejandro

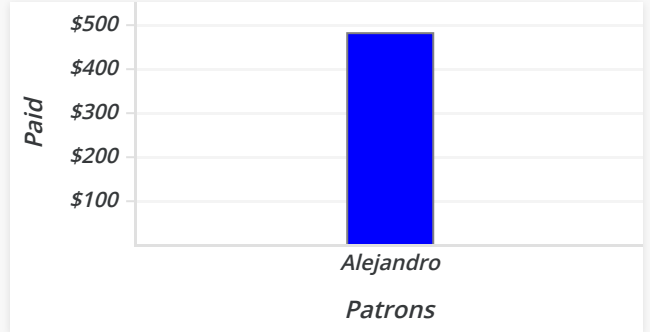


Team Santiago (NET)

| Patrons | Paid | Percent |
|--------------|--------------|----------------|
| Alejandro | \$482 | 100.00% |
| Total | \$482 | 100.00% |




Alejandro

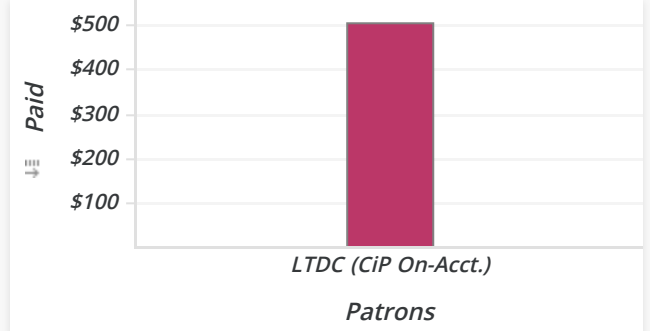


Team Dave (NET)

| Patrons | Paid | Percent |
|---------------------|--------------|----------------|
| LTDC (CiP On-Acct.) | \$506 | 100.00% |
| Total | \$506 | 100.00% |




LTDC (CiP On-Acct.)



Team Genesis (NET)

| Patrons | Paid | Percent |
|---------------------|--------------|----------------|
| LTDC (CiP On-Acct.) | \$250 | 100.00% |
| Total | \$250 | 100.00% |



LTDC (CiP On-Acct.)

