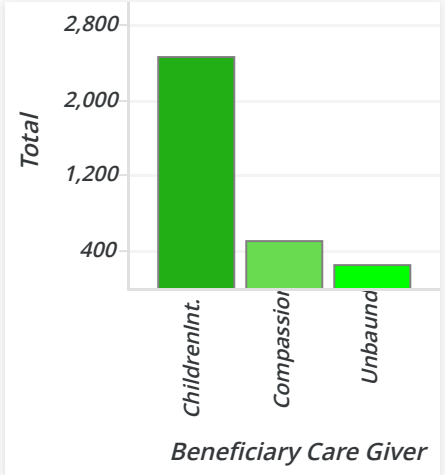
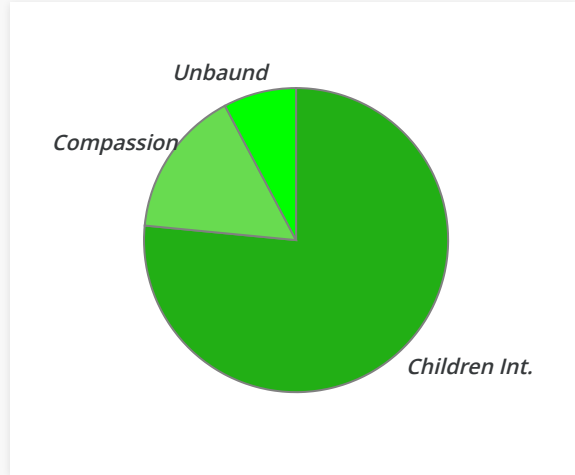


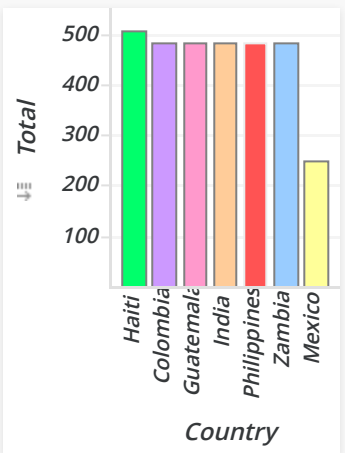
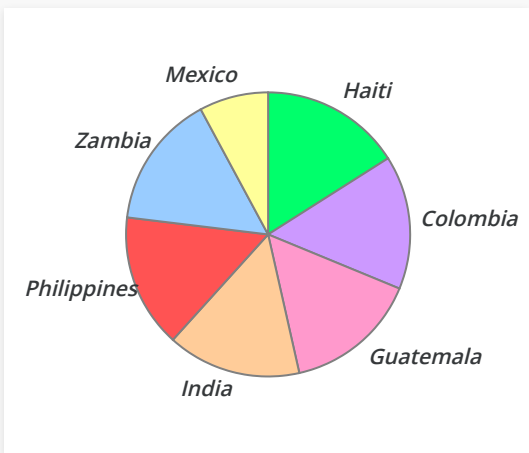
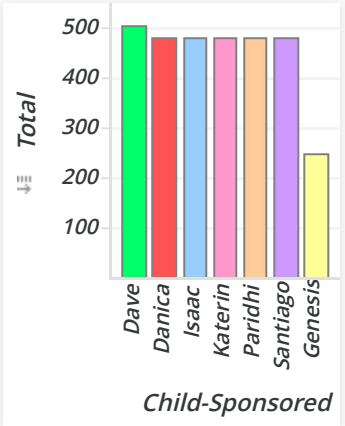
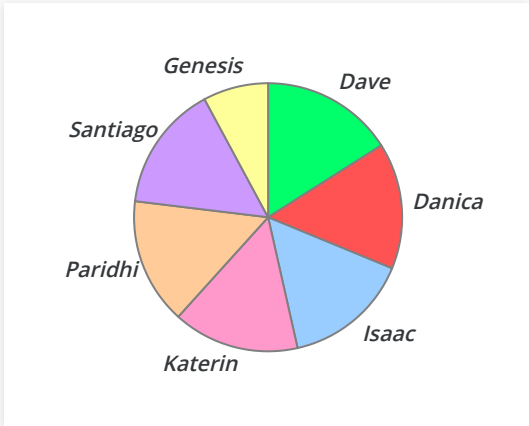
2020 (NET) - Summary by Care Giver

Care Giver	Sponsorship	Birthday	Christmas	Total	Percent
Children Int.	\$2,160.00	\$125.00	\$125.00	\$2,460	76.49%
Compassion	\$456.00	\$25.00	\$25.00	\$506	15.73%
Unbaund	\$200.00	\$25.00	\$25.00	\$250	7.77%
Total	\$2,816.00	\$175.00	\$175.00	\$3,216	100.00%



2020 (NET) - Detail by Care Giver with Child-Country Comparison

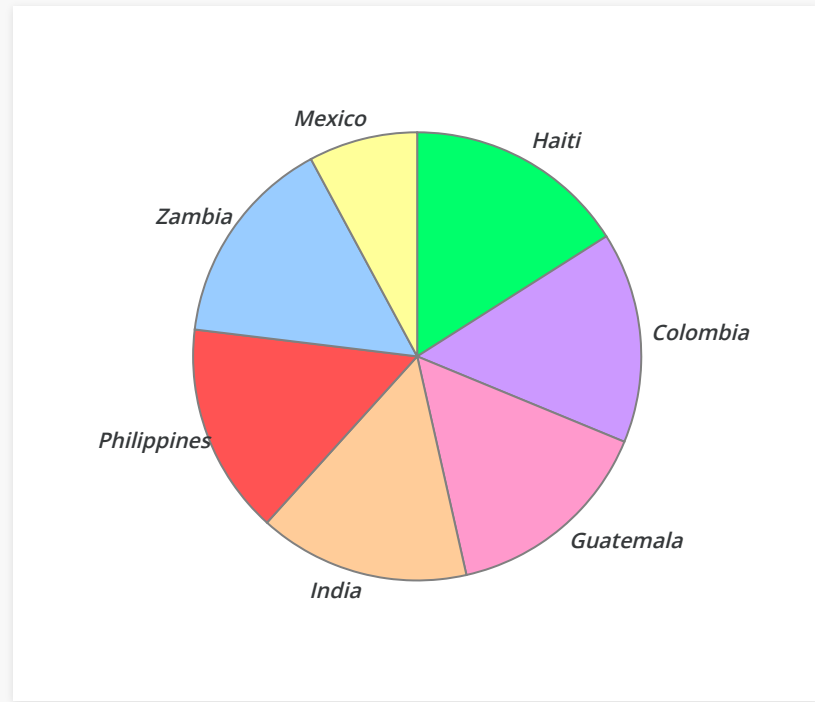
Care Giver	Country	Child	Spons.	B-Day	X-Mas	Total	Percent
Children Int.	Colombia	Santiago	\$432	\$25	\$25	\$482	15%
	Guatemala	Katerin	\$432	\$25	\$25	\$482	15%
	India	Paridhi	\$432	\$25	\$25	\$482	15%
	Philippines	Danica	\$432	\$25	\$25	\$482	15%
	Zambia	Isaac	\$432	\$25	\$25	\$482	15%
	SpecRelief	Paid				\$50	2%
Total			\$2,160	\$125	\$125	\$2,460	76%
Compassion	Haiti	Dave	\$456	\$25	\$25	\$506	16%
	Total			\$456	\$25	\$25	\$506
Unbaund	Mexico	Genesis	\$200	\$25	\$25	\$250	8%
	Total			\$200	\$25	\$25	\$250
Total			\$2,816	\$175	\$175	\$3,216	100%





2020 (NET) - World Map - Country Distribution

Care Giver	Country	Child	Spons.	B-Day	X-Mas	Total	Percent
Children Int.	Colombia	Santiago	\$432	\$25	\$25	\$482	15%
	Guatemala	Katerin	\$432	\$25	\$25	\$482	15%
	India	Paridhi	\$432	\$25	\$25	\$482	15%
	Philippines	Danica	\$432	\$25	\$25	\$482	15%
	Zambia	Isaac	\$432	\$25	\$25	\$482	15%
Total			\$2,160	\$125	\$125	\$2,410	76%
Compassion	Haiti	Dave	\$456	\$25	\$25	\$506	16%
	Total		\$456	\$25	\$25	\$506	16%
Unbaund	Mexico	Genesis	\$200	\$25	\$25	\$250	8%
	Total		\$200	\$25	\$25	\$250	8%
Total			\$2,816	\$175	\$175	\$3,166	100%

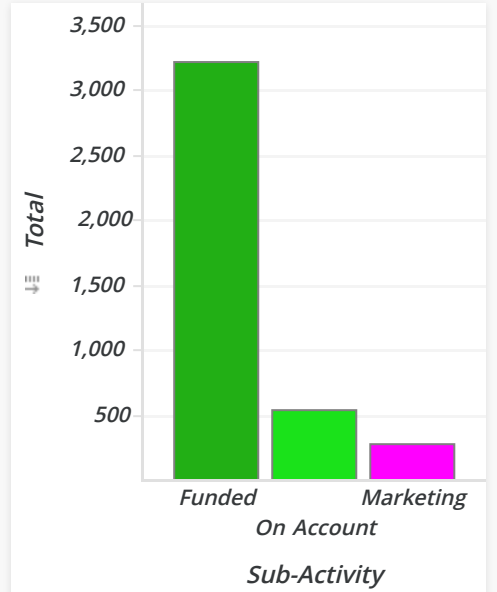
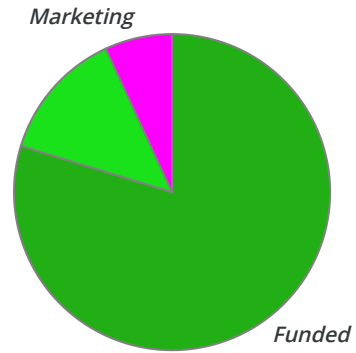


C-i-P Distribution

SubActivity	Total	Percent
Funded	\$3,216	79.69%
On Account	\$540	13.38%
Marketing	\$279	6.92%
Total	\$4,036	100.00%

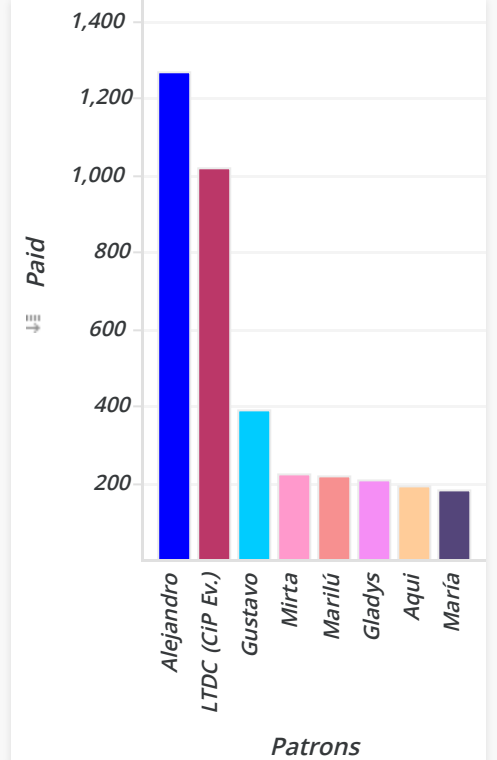
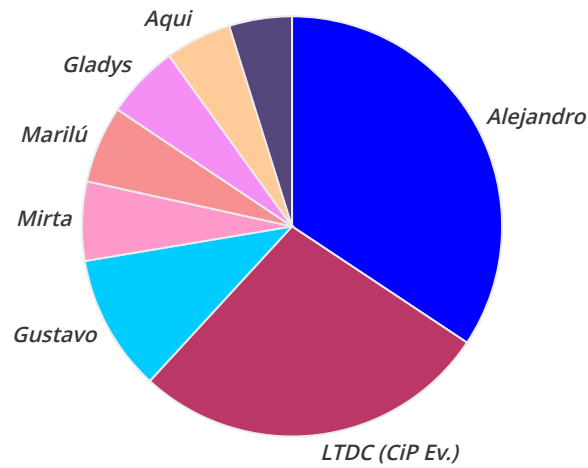
Marketing Detail

Member	Marketing	Total
Alejandro	Awards (T-S; Pic.)	\$169
	T-Shirts (Training)	\$50
	Food-Ent.	\$24
Pedro	Food-Ent.	\$18
Event	PayPalFee	\$18
Total		\$279



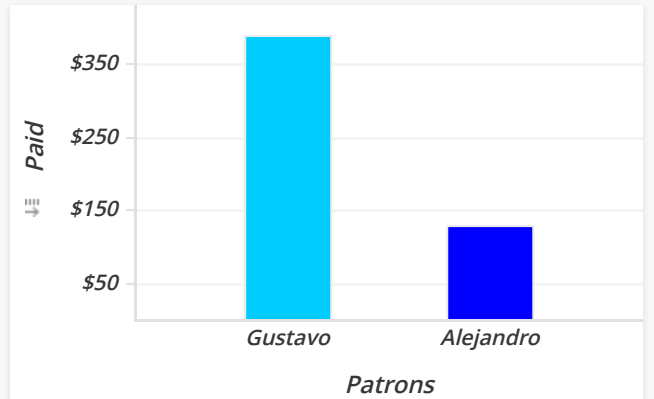
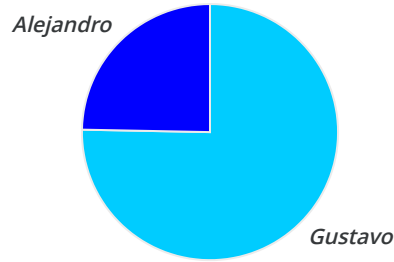
Patron Distribution

Patrons	Funded	On-Acct	Paid	Percent
Alejandro	\$1,321	\$0	\$1,321	35.17%
LTDC (CiP Ev.)	\$756	\$264	\$1,020	27.16%
Gustavo	\$354	\$36	\$390	10.38%
Mirta	\$159	\$66	\$225	5.99%
Marilú	\$184	\$36	\$220	5.86%
Gladys	\$144	\$66	\$210	5.59%
Aqui	\$154	\$36	\$190	5.06%
María	\$144	\$36	\$180	4.79%
Total	\$3,216	\$540	\$3,756	100.00%



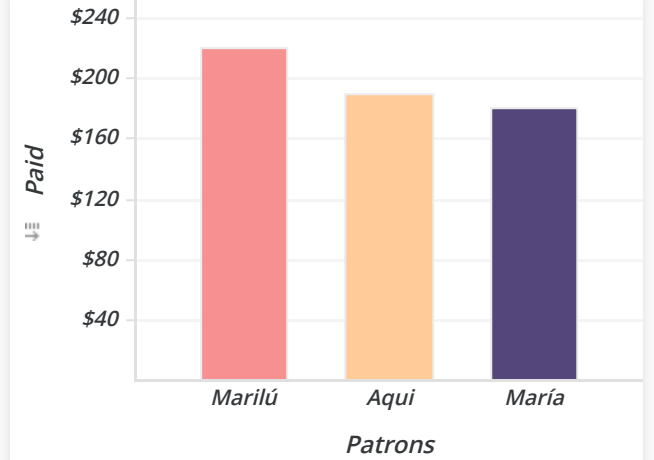
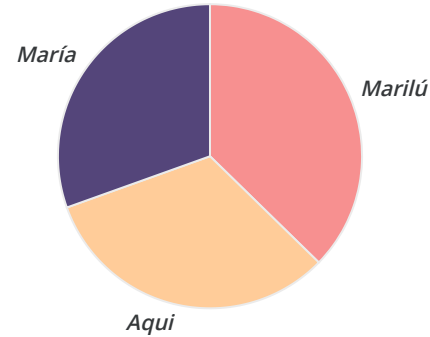
Team Danica (NET)

Patrons	Paid	Percent
Gustavo	\$390	73.44%
Alejandro	\$128	26.56%
Total	\$518	100.00%



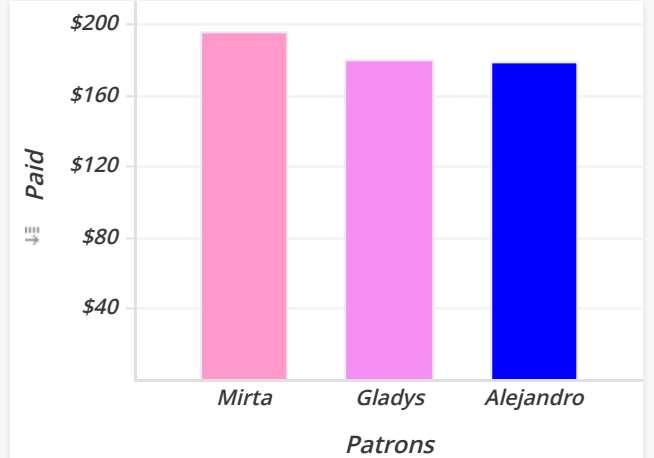
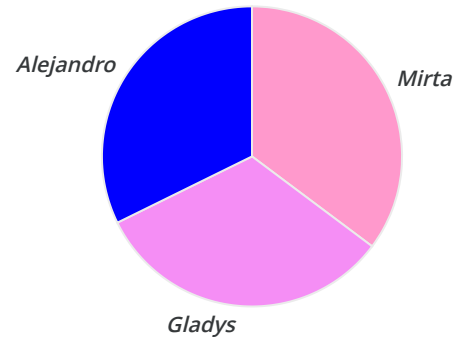
Team Paridhi (NET)

Patrons	Paid	Percent
Marilú	\$220	38.17%
Aqui	\$190	31.95%
María	\$180	29.88%
Total	\$590	100.00%




Team Katerin (NET)

Patrons	Paid	Percent
Mirta	\$195	36.64%
Gladys	\$180	34.20%
Alejandro	\$179	29.15%
Total	\$554	100.00%

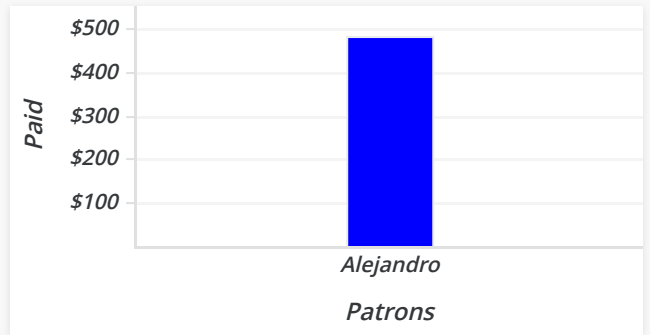


Team Isaac (NET)

Patrons	Paid	Percent
Alejandro	\$482	100.00%
Total	\$482	100.00%




Alejandro

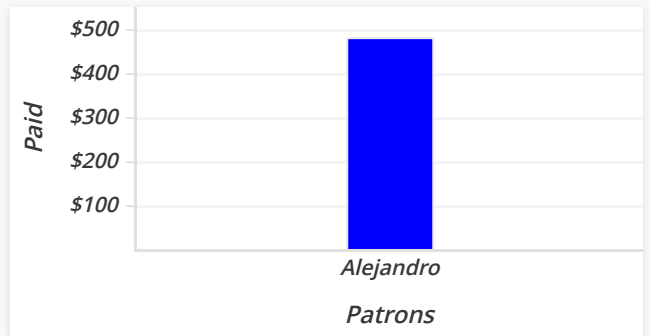


Team Santiago (NET)

Patrons	Paid	Percent
Alejandro	\$482	100.00%
Total	\$482	100.00%




Alejandro

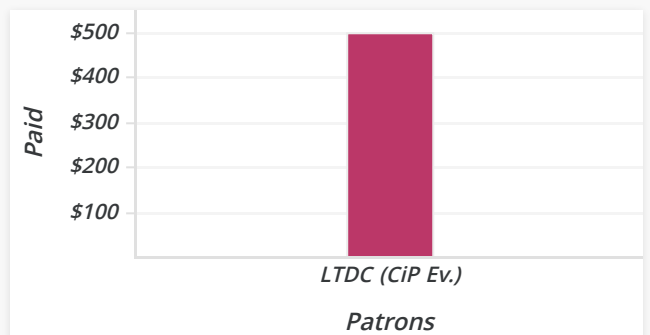


Team Dave (NET)

Patrons	Paid	Percent
LTDC (CiP Ev.)	\$500	100.00%
Total	\$500	100.00%




LTDC (CiP Ev.)



Team Genesis (NET)

Patrons	Paid	Percent
LTDC (CiP Ev.)	\$520	100.00%
Total	\$520	100.00%



LTDC (CiP Ev.)

