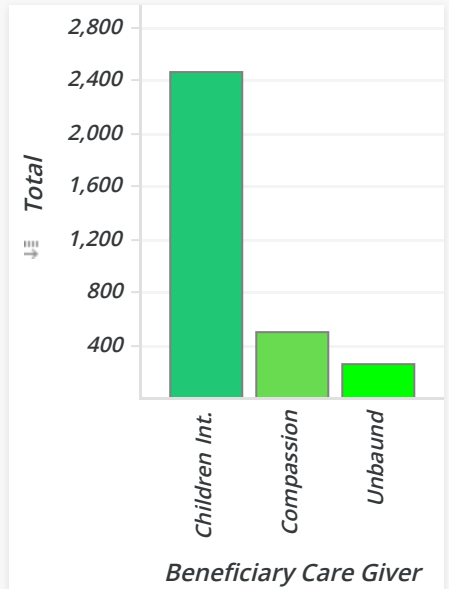
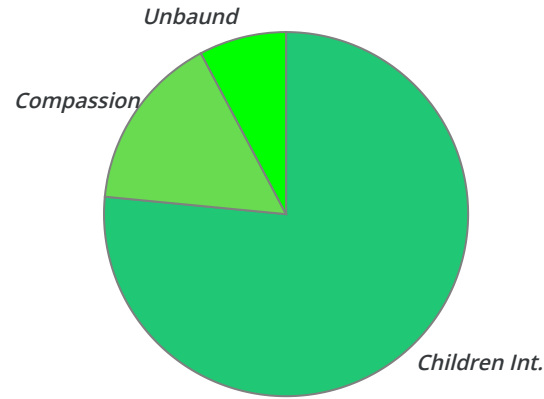


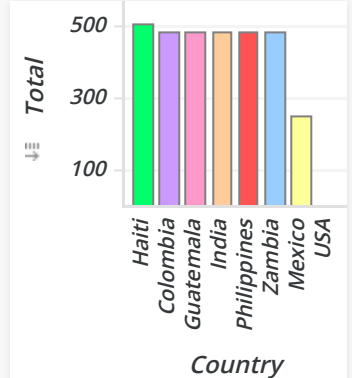
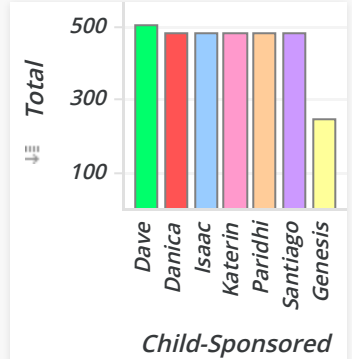
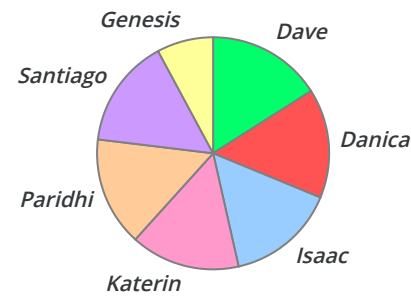
2020 (NET) - Summary by Care Giver

Care Giver	Sponsorship	Birthday	Christmas	SpecRel	Total
Children Int.	\$2,160.00	\$125.00	\$125.00	\$50.00	\$2,460
Compassion	\$456.00	\$25.00	\$25.00		\$506
Unbaund	\$200.00	\$25.00	\$25.00		\$250
Total	\$2,816.00	\$175.00	\$175.00	\$50.00	\$3,216

On-Account	On-Acct-M	PrePaid-M	On-Acct-A	Total
Children Int.	\$216.00	\$60.00		\$276.00
Compassion	\$0.00	\$0.00	\$0.00	\$0.00
LTDC Cycling Club			\$299.15	\$299.15
Total	\$216.00	\$60.00	\$299.15	\$575.15

**2020 (NET) - Detail by Care Giver with Child-Country Comparison**

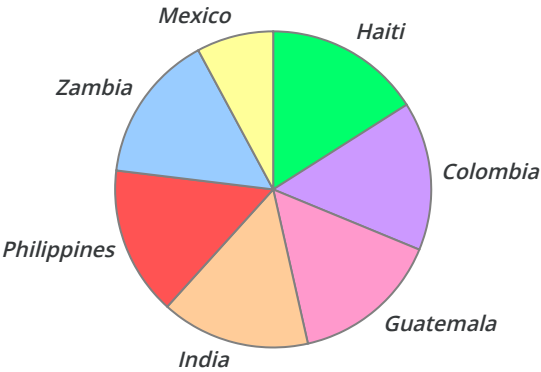
Care Giver	Country	Child	Spons.	B-Day	X-Mas	Total	Percent
Children Int.	Colombia	Santiago	\$432	\$25	\$25	\$482	15%
	Guatemala	Katerin	\$432	\$25	\$25	\$482	15%
	India	Paridhi	\$432	\$25	\$25	\$482	15%
	Philippines	Danica	\$432	\$25	\$25	\$482	15%
	Zambia	Isaac	\$432	\$25	\$25	\$482	15%
	Total		\$2,160	\$125	\$125	\$2,410	76%
Compassion	Haiti	Dave	\$456	\$25	\$25	\$506	16%
	Total		\$456	\$25	\$25	\$506	16%
Unbaund	Mexico	Genesis	\$200	\$25	\$25	\$250	8%
	Total		\$200	\$25	\$25	\$250	8%
Total			\$2,816	\$175	\$175	\$3,166	100%





Care Giver	Country	Child	Spons.	B-Day	X-Mas	Total	Percent
Children Int.	Colombia	Santiago	\$432	\$25	\$25	\$482	15%
	Guatemala	Katerin	\$432	\$25	\$25	\$482	15%
	India	Paridhi	\$432	\$25	\$25	\$482	15%
	Philippines	Danica	\$432	\$25	\$25	\$482	15%
	Zambia	Isaac	\$432	\$25	\$25	\$482	15%
Compassion	Haiti	Dave	\$456	\$25	\$25	\$506	16%
Unbaund	Mexico	Genesis	\$200	\$25	\$25	\$250	8%
Total			\$2,816	\$175	\$175	\$3,166	100%

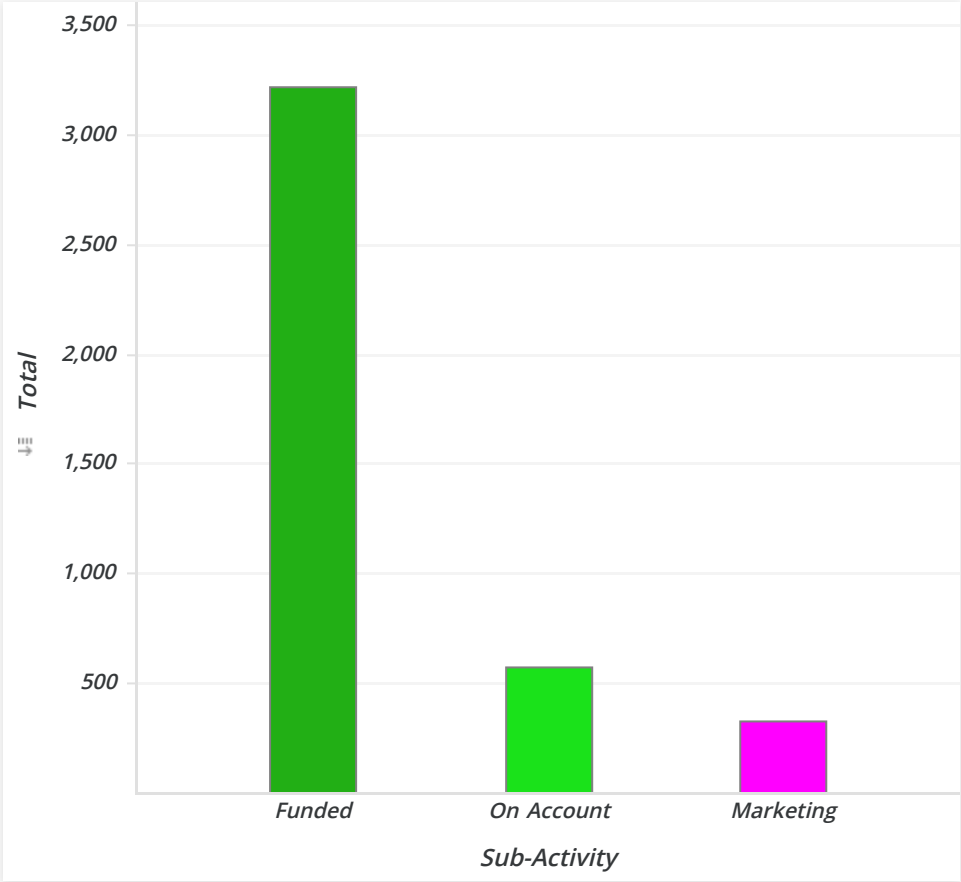
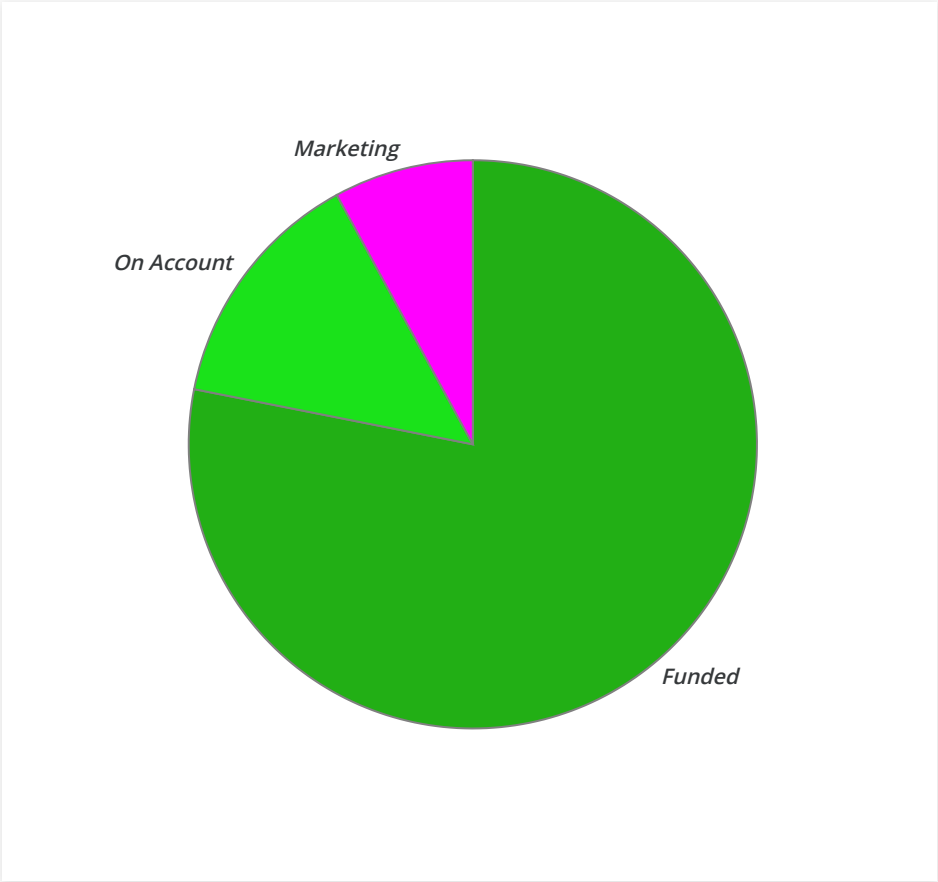
2020 (NET) - World Map - Country Distribution



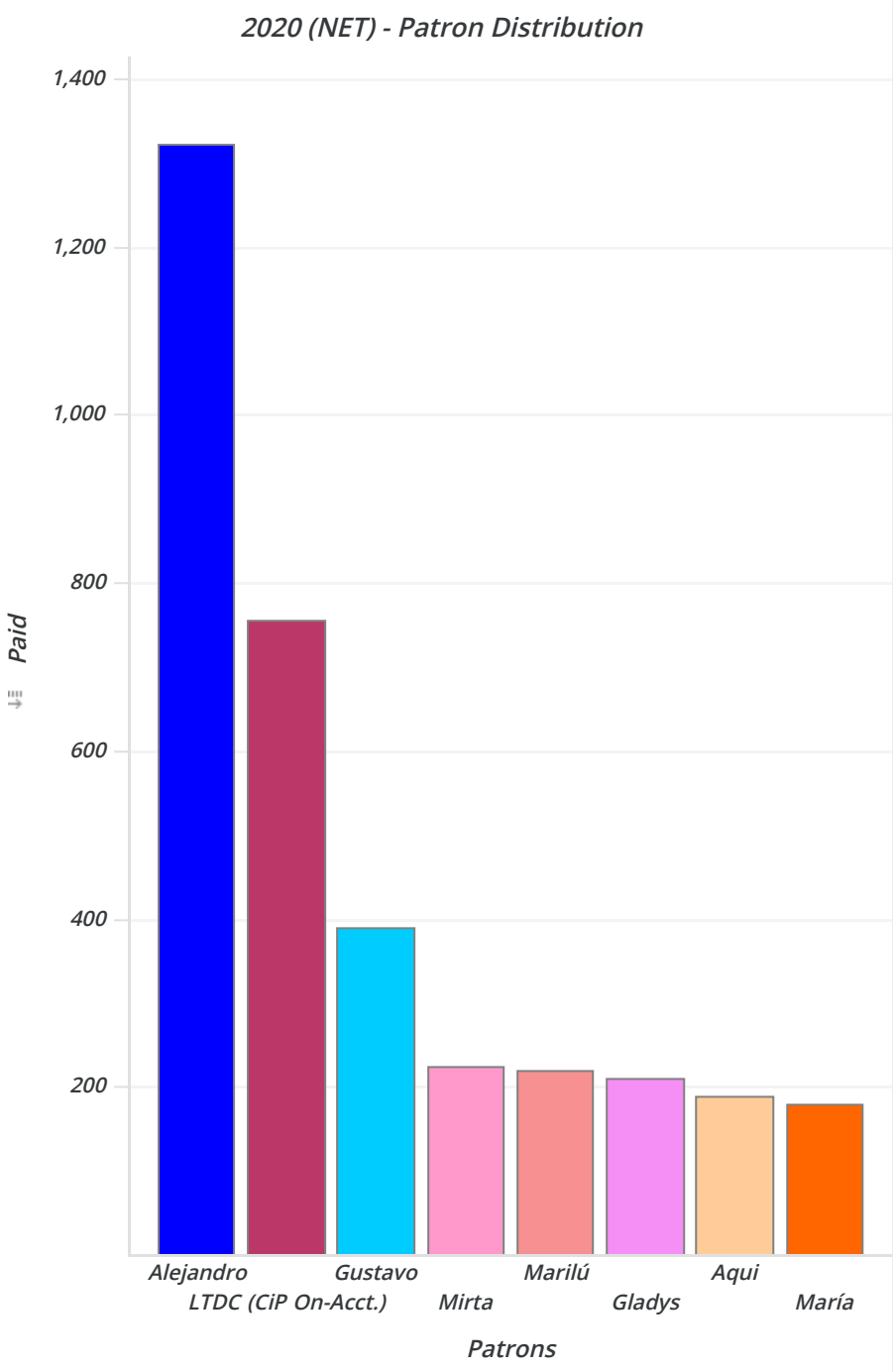
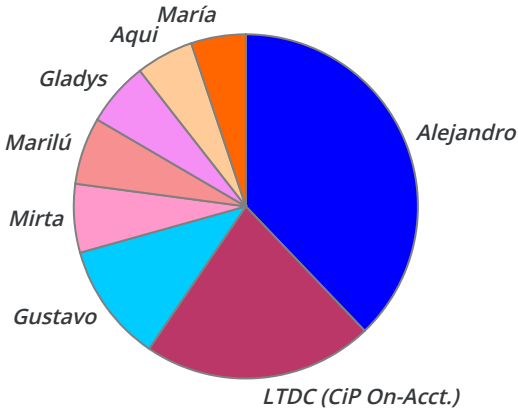
Child-in-Poverty Distribution		
SubActivity	Total	Percent
Funded	\$3,216	78.07%
On Account	\$575	13.96%
Marketing	\$328	7.96%
Total	\$4,119	100.00%

On-Account Distribution		
On-Account	Total	Percent
Annual Event	\$995	173.02%
Monthly Remain	\$216	37.56%
Prior Year	\$108	18.78%
Prepaid	\$60	10.43%
Annual Training	\$0	0.00%
Funds Used this Year	(\$804)	-139.79%
Total	\$575	100.00%

Marketing Detail		
Member	Marketing	Total
Alejandro	Awards	\$169
	Food-Ent.	\$73
	T-Shirts	\$50
Pedro	Food-Ent.	\$18
Event	PayPalFee	\$18
Total		\$328

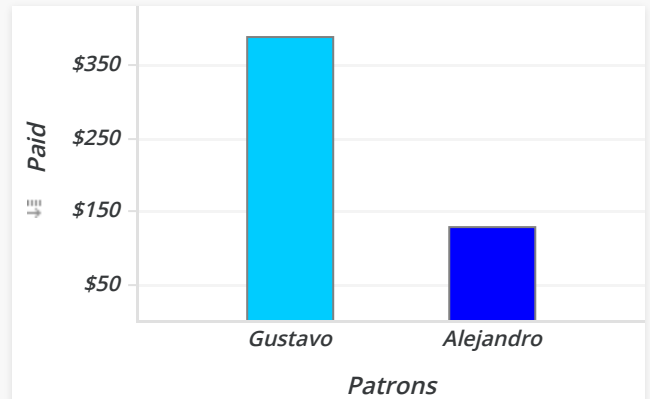
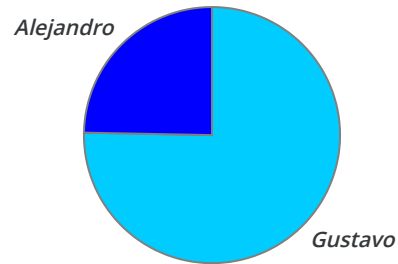


Patrons	Funded	OnAcct	PrePaid	Paid	Percent
Alejandro	\$1,321	\$0.00	\$0.00	\$1,321	37.83%
LTDC (CiP On-Acct.)	\$756	\$0.00	\$0.00	\$756	21.65%
Gustavo	\$354	\$36.00	\$0.00	\$390	11.17%
Mirta	\$159	\$36.00	\$30.00	\$225	6.44%
Marilú	\$184	\$36.00	\$0.00	\$220	6.30%
Gladys	\$144	\$36.00	\$30.00	\$210	6.01%
Aqui	\$154	\$36.00	\$0.00	\$190	5.44%
María	\$144	\$36.00	\$0.00	\$180	5.15%
Total	\$3,216	\$216.00	\$60.00	\$3,492	100.00%

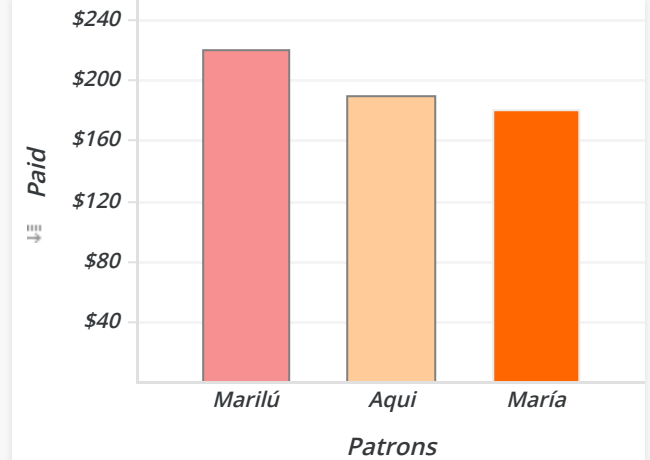
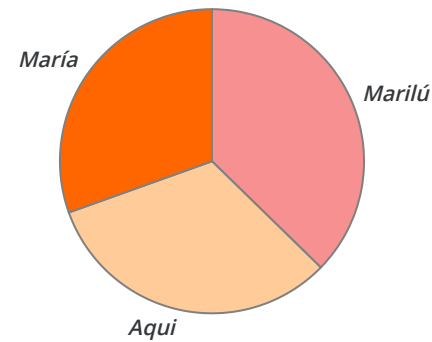


Team Danica (NET)

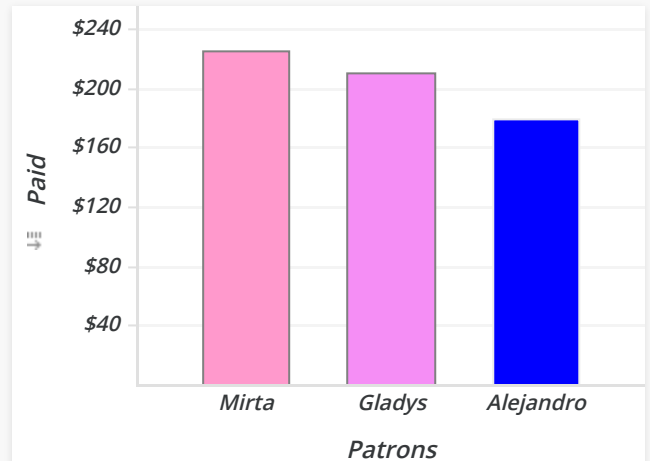
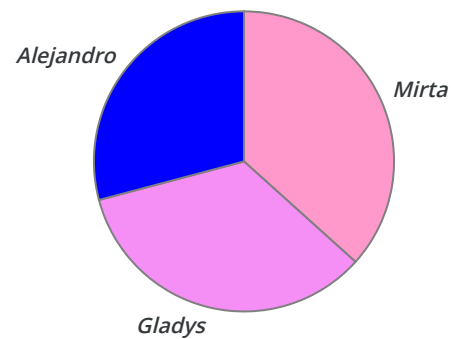
Patrons	Paid	Percent
Alejandro	\$128	24.71%
Gustavo	\$390	75.29%
Total	\$518	100.00%

**Team Paridhi (NET)**

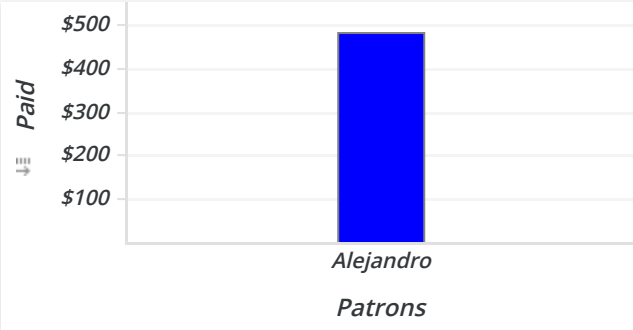
Patrons	Paid	Percent
Marilú	\$220	38.17%
Aqui	\$190	31.95%
María	\$180	29.88%
Total	\$590	100.00%

**Team Katerin (NET)**

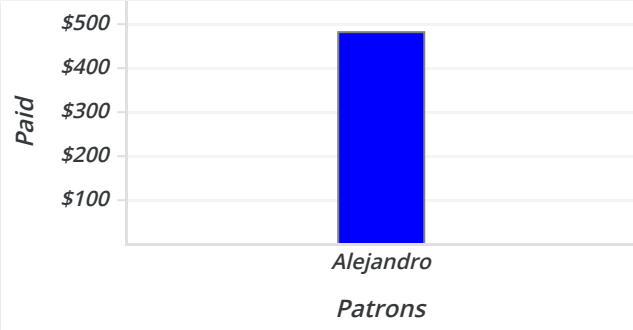
Patrons	Paid	Percent
Mirta	\$225	36.64%
Gladys	\$210	34.20%
Alejandro	\$179	29.15%
Total	\$614	100.00%



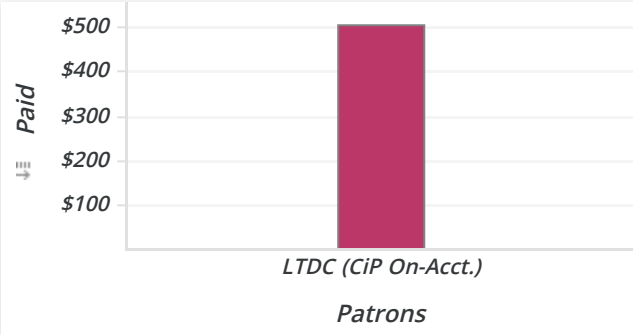
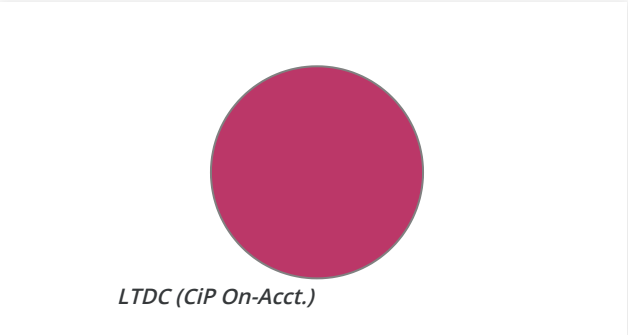
Team Isaac (NET)		
Patrons	Paid	Percent
Alejandro	\$482	100.00%
Total	\$482	100.00%



Team Santiago (NET)		
Patrons	Paid	Percent
Alejandro	\$482	100.00%
Total	\$482	100.00%



Team Dave (NET)		
Patrons	Paid	Percent
LTDC (CiP On-Acct.)	\$506	100.00%
Total	\$506	100.00%



Team Genesis (NET)		
Patrons	Paid	Percent
LTDC (CiP On-Acct.)	\$250	100.00%
Total	\$250	100.00%

