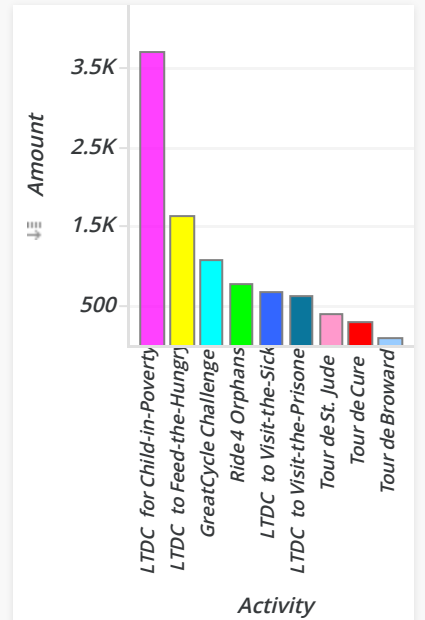
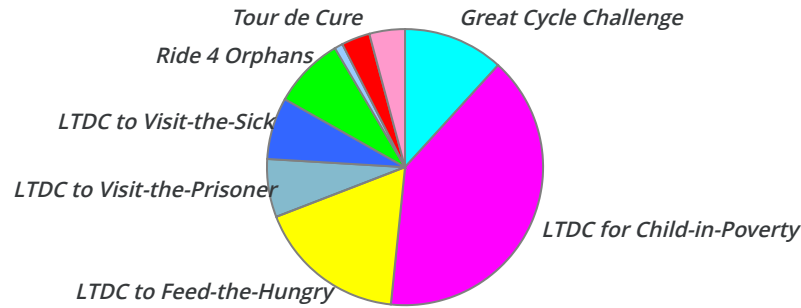


Events, Programs & Challenges

Activity	Amount	Percent
LTDC for Child-in-Poverty	\$3,701.15	39.87%
LTDC to Feed-the-Hungry	\$1,625.08	17.51%
Great Cycle Challenge	\$1,090.65	11.75%
Ride 4 Orphans	\$773.65	8.33%
LTDC to Visit-the-Sick	\$672.70	7.25%
LTDC to Visit-the-Prisoner	\$630.00	6.79%
Tour de St. Jude	\$390.00	4.20%
Tour de Cure	\$310.00	3.34%
Tour de Broward	\$90.00	0.97%
Total	\$9,283.23	100.00%

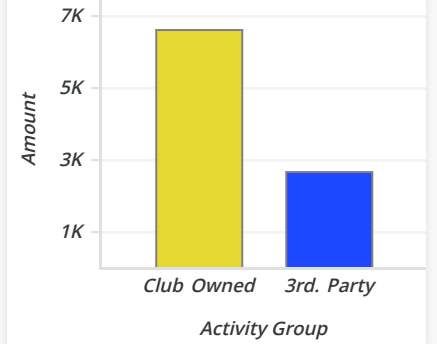
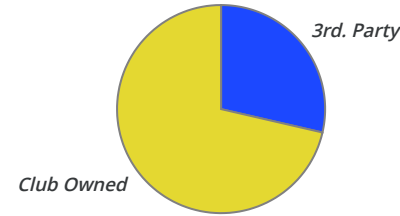


Events, Programs & Challenges (Detail Report)

Activity	Group	Type	Category	Amount	Percent	Cyclists	Runners	Walkers	Volunteer	Sponsor
LTDC for Child-in-Poverty	Club Owned	Programs	Welcome Someone In	\$2,681.00	28.88%	3	0	2	2	0
LTDC to Feed-the-Hungry	Club Owned	Programs	Feed the Hungry	\$1,105.08	11.90%	6	0	5	0	0
Great Cycle Challenge	3rd. Party	Challenges	Visit the Sick	\$1,090.65	11.75%	3	0	0	0	15
LTDC for Child-in-Poverty	Club Owned	Events	Welcome Someone In	\$1,020.15	10.99%	6	1	14	26	9
Ride 4 Orphans	3rd. Party	Events	Welcome Someone In	\$773.65	8.33%	6	0	0	0	23
LTDC to Visit-the-Sick	Club Owned	Events	Visit the Sick	\$672.70	7.25%	6	2	3	5	9
LTDC to Visit-the-Prisoner	Club Owned	Challenges	Visit the Prisoner	\$630.00	6.79%	16	7	5	0	8
LTDC to Feed-the-Hungry	Club Owned	Events	Feed the Hungry	\$520.00	5.60%	5	1	8	0	12
Tour de St. Jude	3rd. Party	Events	Visit the Sick	\$390.00	4.20%	6	2	5	0	10
Tour de Cure	3rd. Party	Events	Visit the Sick	\$310.00	3.34%	5	0	0	0	6
Tour de Broward	3rd. Party	Events	Visit the Sick	\$90.00	0.97%	0	0	3	0	0
Total				\$9,283.23	100.00%	62	13	45	33	92

Club Owned Vs. 3rd. Party

Group	Amount	Percent	Cyclists	Runners	Walkers	Volunt.	Spons.
Club Owned	\$6,628.93	71.41%	42	11	37	33	38
3rd. Party	\$2,654.30	28.59%	20	2	8	0	54
Total	\$9,283.23	100.00%	62	13	45	33	92

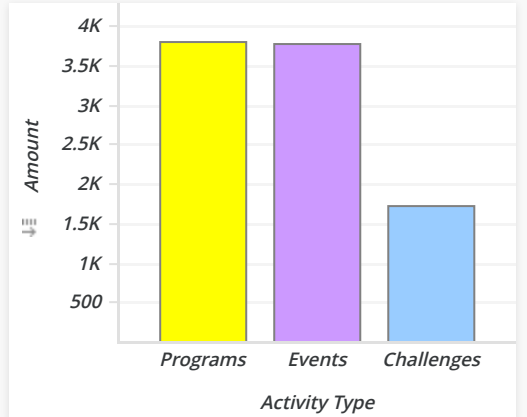
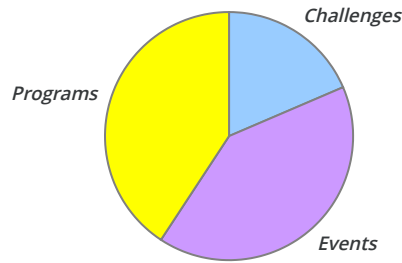


Club Owned Vs. 3rd. Party (Detail Report)

Group	Activity	Type	Category	Amount	Percent	Cyclists	Runners	Walkers	Volunteers	Sponsors
Club Owned	LTDC for Child-in-Poverty	Programs	Welcome Someone In	\$2,681.00	28.88%	3	0	2	2	0
	LTDC to Feed-the-Hungry	Programs	Feed the Hungry	\$1,105.08	11.90%	6	0	5	0	0
	LTDC for Child-in-Poverty	Events	Welcome Someone In	\$1,020.15	10.99%	6	1	14	26	9
	LTDC to Visit-the-Sick	Events	Visit the Sick	\$672.70	7.25%	6	2	3	5	9
	LTDC to Visit-the-Prisoner	Challenges	Visit the Prisoner	\$630.00	6.79%	16	7	5	0	8
	LTDC to Feed-the-Hungry	Events	Feed the Hungry	\$520.00	5.60%	5	1	8	0	12
	Total				\$6,628.93	71.41%	42	11	37	33
3rd. Party	Great Cycle Challenge	Challenges	Visit the Sick	\$1,090.65	11.75%	3	0	0	0	15
	Ride 4 Orphans	Events	Welcome Someone In	\$773.65	8.33%	6	0	0	0	23
	Tour de St. Jude	Events	Visit the Sick	\$390.00	4.20%	6	2	5	0	10
	Tour de Cure	Events	Visit the Sick	\$310.00	3.34%	5	0	0	0	6
	Tour de Broward	Events	Visit the Sick	\$90.00	0.97%	0	0	3	0	0
	Total				\$2,654.30	28.59%	20	2	8	0
Total				\$9,283.23	100.00%	62	13	45	33	92

Events Vs. Programs Vs. Challenges

Type	Amount	Percent	Cycl.	Run.	Walk.	Vol.	Spn.
Programs	\$3,786.08	40.78%	9	0	7	2	0
Events	\$3,776.50	40.68%	34	6	33	31	69
Challenges	\$1,720.65	18.54%	19	7	5	0	23
Total	\$9,283.23	100.00%	62	13	45	33	92



Events Vs. Programs Vs. Challenges (Detail Report)

Type	Activity	Group	Category	Amount	Percent	Cyclists	Runners	Walkers	Volunteers	Sponsors
Programs	LTDC for Child-in-Poverty	Club Owned	Welcome Someone In	\$2,681.00	28.88%	3	0	2	2	0
	LTDC to Feed-the-Hungry	Club Owned	Feed the Hungry	\$1,105.08	11.90%	6	0	5	0	0
	Total			\$3,786.08	40.78%	9	0	7	2	0
Events	LTDC for Child-in-Poverty	Club Owned	Welcome Someone In	\$1,020.15	10.99%	6	1	14	26	9
	Ride 4 Orphans	3rd. Party	Welcome Someone In	\$773.65	8.33%	6	0	0	0	23
	LTDC to Visit-the-Sick	Club Owned	Visit the Sick	\$672.70	7.25%	6	2	3	5	9
	LTDC to Feed-the-Hungry	Club Owned	Feed the Hungry	\$520.00	5.60%	5	1	8	0	12
	Tour de St. Jude	3rd. Party	Visit the Sick	\$390.00	4.20%	6	2	5	0	10
	Tour de Cure	3rd. Party	Visit the Sick	\$310.00	3.34%	5	0	0	0	6
	Tour de Broward	3rd. Party	Visit the Sick	\$90.00	0.97%	0	0	3	0	0
Total			\$3,776.50	40.68%	34	6	33	31	69	
Challenges	Great Cycle Challenge	3rd. Party	Visit the Sick	\$1,090.65	11.75%	3	0	0	0	15
	LTDC to Visit-the-Prisoner	Club Owned	Visit the Prisoner	\$630.00	6.79%	16	7	5	0	8
	Total			\$1,720.65	18.54%	19	7	5	0	23
Total			\$9,283.23	100.00%	62	13	45	33	92	