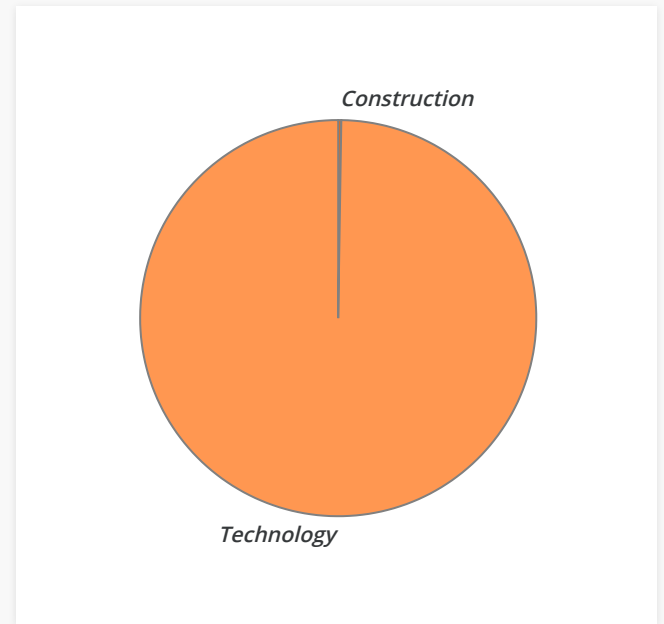
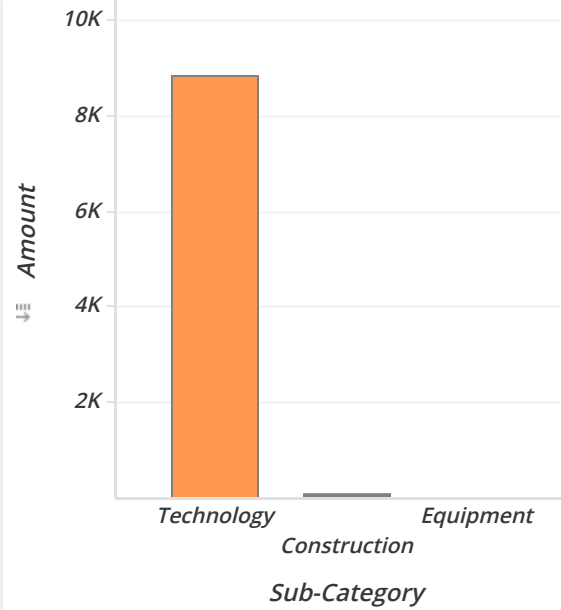


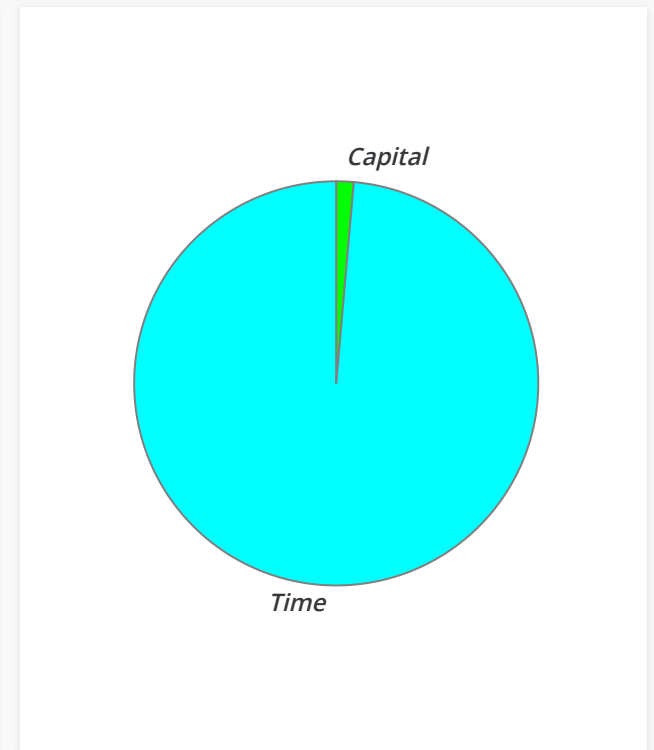
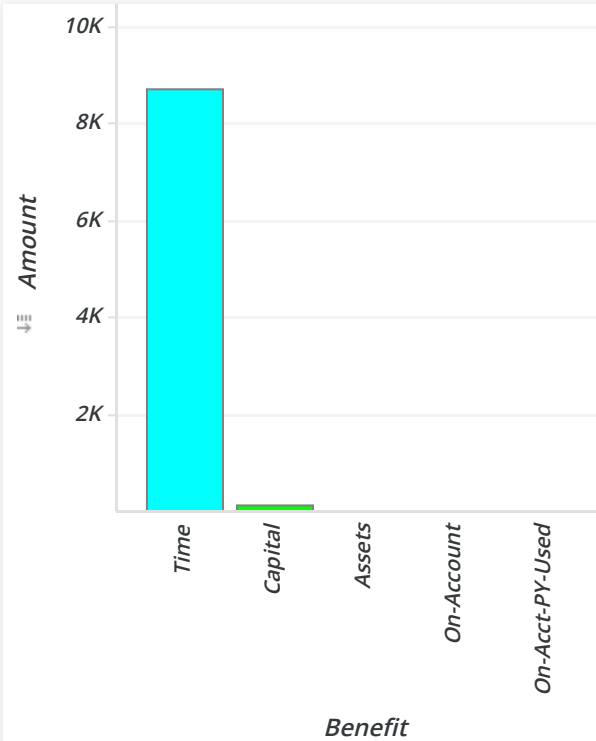
Annual Services

Sub-Category	Amount	Percent
Technology	\$8,834.88	99.77%
Construction	\$20.00	0.23%
Equipment	\$0.00	0.00%
Total	\$8,854.88	100.00%



Annual Services

Sub-Category	Benefit	Amount	Percent
Construction	Time	\$20.00	0.23%
	Capital	\$0.00	0.00%
	On-Account	\$0.00	0.00%
	On-Acct-PY-Used	\$0.00	0.00%
Equipment	Assets	\$0.00	0.00%
	On-Account	\$0.00	0.00%
	On-Acct-PY-Used	\$0.00	0.00%
Technology	Time	\$8,715.00	98.42%
	Capital	\$119.88	1.35%
Total		\$8,854.88	100.00%



Annual Services (Detail Report) (P.1)

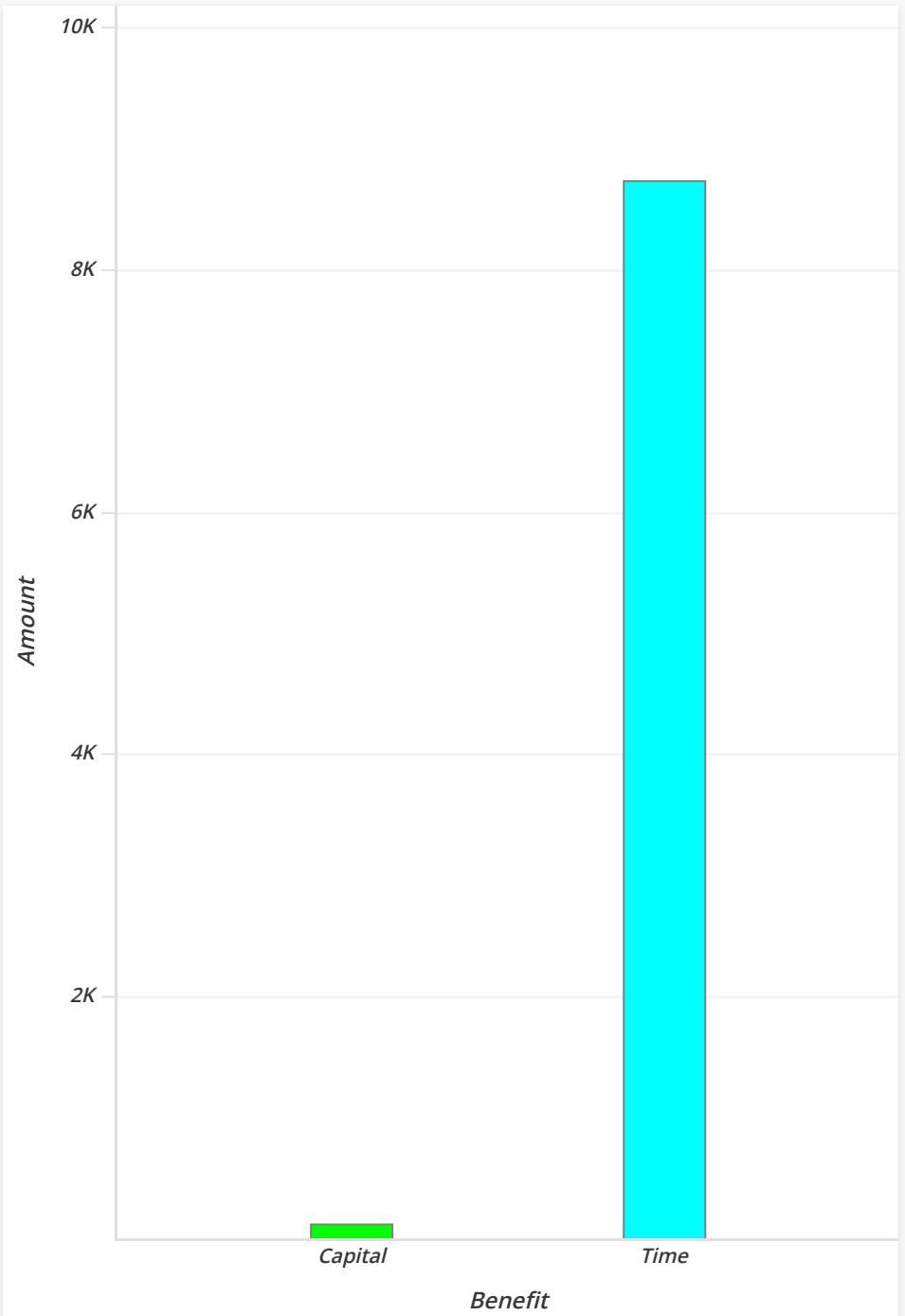
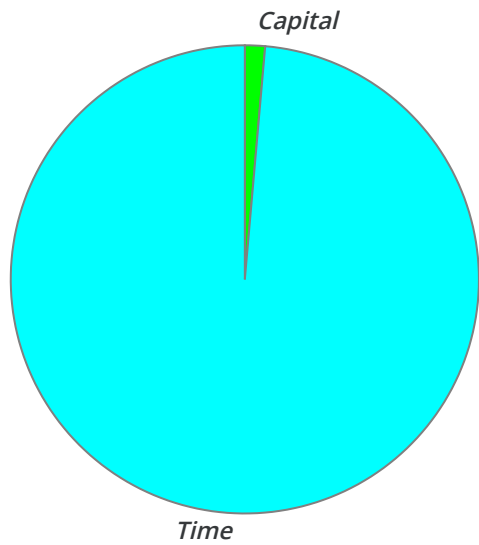
Sub-Category	Benefit	Sub-Activity	Amount	Percent	Vol.	Spon.
Construction	Capital	2020 Total Goods Donated from LTDC Construction Services	\$0.00	0.00%	1	0
		N/A	\$0.00	0.00%	1	0
		Total	\$0.00	0.00%	2	0
	On-Account	2020 LTDC Construction Services Fundraise Balance (After Allocation):	\$0.00	0.00%	0	0
		Total	\$0.00	0.00%	0	0
	On-Acct-PY-Used	On Account from Prior Year:	\$0.00	0.00%	0	0
		Total	\$0.00	0.00%	0	0
	Time	2020 Total Charitable Hours from LTDC Construction Services 1 hrs.	\$20.00	100.00%	0	1
		Total	\$20.00	100.00%	0	1
	Total		\$20.00	100.00%	2	1

Annual Services (Detail Report) (P.2)

Sub-Category	Benefit	Sub-Activity	Amount	Percent	Vol.	Spon.
Equipment	Assets	N/A	\$0.00	0.00%	0	0
		Total	\$0.00	0.00%	0	0
	On-Account	2020 (On-Account) Balance Remaining to Use for Equipment & Tools	\$0.00	0.00%	0	2
		Total	\$0.00	0.00%	0	2
	On-Acct-PY-Used	On-Account from Prior Year:	\$0.00	0.00%	0	1
		Total	\$0.00	0.00%	0	1
	Total		\$0.00	0.00%	0	3
Technology	Capital	2020 Total of Technology Donated from LTDC Construction Services	\$119.88	1.36%	1	0
		Total	\$119.88	1.36%	1	0
	Time	2020 Total Charitable Technology Hours from LTDC Construction Services: 249 hrs.	\$8,715.00	98.64%	0	1
		Total	\$8,715.00	98.64%	0	1
	Total		\$8,834.88	100.00%	1	1

Capital Vs Time Donated in Projects

Benefit	Sub-Category	Amount	Percent	Volunt.	Spons.
Capital	Construction	\$0.00	0.00%	2	0
	Technology	\$119.88	1.35%	1	0
	Total	\$119.88	1.35%	3	0
Time	Construction	\$20.00	0.23%	0	1
	Technology	\$8,715.00	98.42%	0	1
	Total	\$8,735.00	98.65%	0	2
Total		\$8,854.88	100.00%	3	2




Capital Vs Time Donated in Proyects (Detail Report)

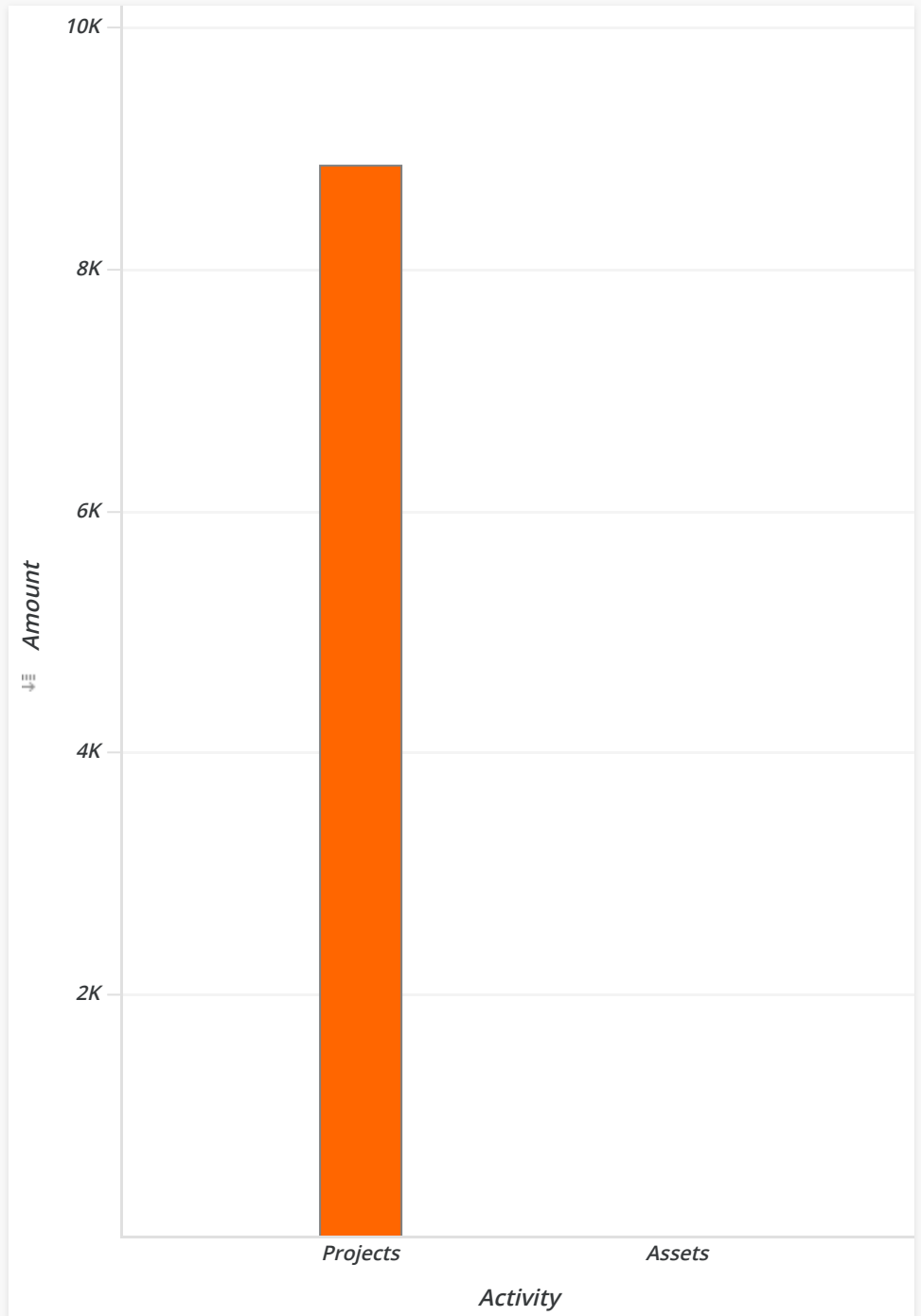
Benefit	Activity	Sub-Activity	Amount	Percent	Vol.	Spon.
Time	Projects	2020 Total Charitable Hours from LTDC Construction Services 1 hrs.	\$20.00	0.23%	0	1
		2020 Total Charitable Technology Hours from LTDC Construction Services: 249 hrs.	\$8,715.00	98.42%	0	1
	Total		\$8,735.00	98.65%	0	2
Capital	Projects	2020 Total Goods Donated from LTDC Construction Services	\$0.00	0.00%	1	0
		2020 Total of Technology Donated from LTDC Construction Services	\$119.88	1.35%	1	0
		N/A	\$0.00	0.00%	1	0
	Total		\$119.88	1.35%	3	0
Total			\$8,854.88	100.00%	3	2

Projects Vs Assets

Activity	Sub-Category	Amount	Percent	Volunt.	Spons.
Projects	Construction	\$20.00	0.23%	2	1
	Technology	\$8,834.88	99.77%	1	1
	Total	\$8,854.88	100.00%	3	2
Assets	Equipment	\$0.00	0.00%	0	0
	Total	\$0.00	0.00%	0	0
Total		\$8,854.88	100.00%	3	2





Projects



Charity Vs. Other Allocations

Allocation	Amount	Percent
Charity	\$8,855	100.00%
Retained	\$0	0.00%
Total	\$8,855	100.00%



Charity Vs. Other Allocations (Detail Report)

Allocation	Sub-Category	Activity	Benefit	Group	Amount	Percent	Vol.	Spon.
Charity	Construction	Projects	Time	Club Owned	\$20	0.23%	0	1
			Capital	Club Owned	\$0	0.00%	2	0
			On-Account	Club Owned	\$0	0.00%	0	0
			On-Acct-PY-Used	Club Owned	\$0	0.00%	0	0
	Total				\$20	0.23%	2	1
	Technology	Projects	Time	Club Owned	\$8,715	98.42%	0	1
			Capital	Club Owned	\$120	1.35%	1	0
	Total				\$8,835	99.77%	1	1
Total				\$8,855	100.00%	3	2	
Retained	Equipment	Assets	Assets	Club Owned	\$0	0.00%	0	0
			On-Account	Club Owned	\$0	0.00%	0	2
			On-Acct-PY-	Club Owned	\$0	0.00%	0	1