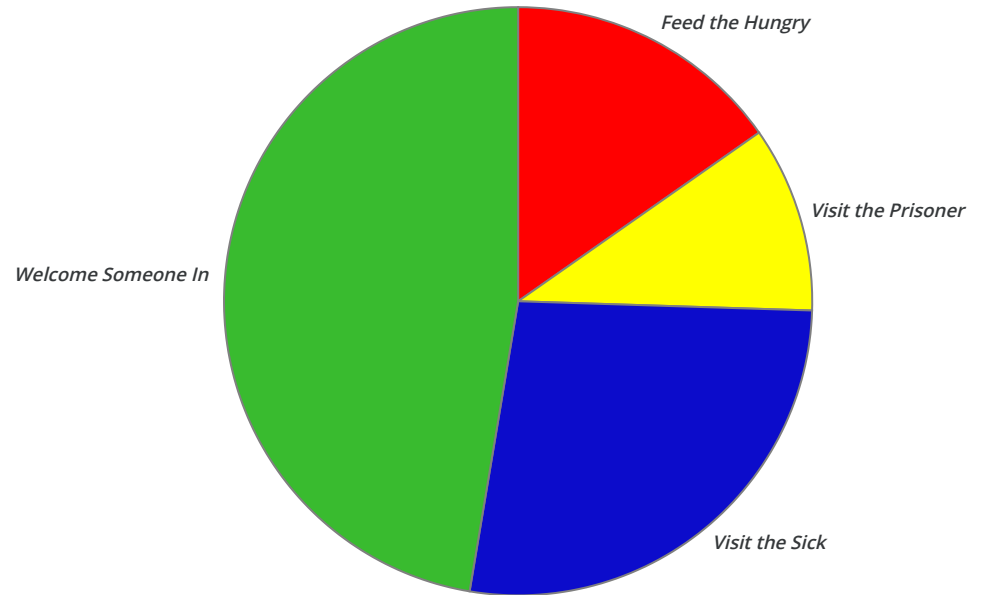
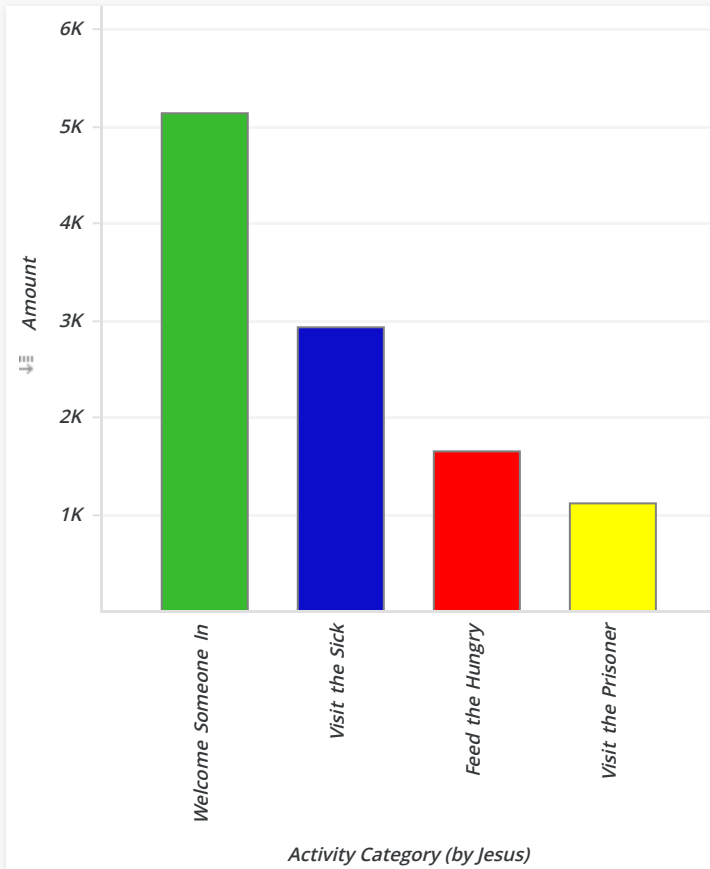


Jesus' Categories - Mt. 25:35-36

Jesus' Categories	Amount	Percent
Welcome Someone In	\$5,129.22	47.39%
Visit the Sick	\$2,936.97	27.13%
Feed the Hungry	\$1,649.36	15.24%
Visit the Prisoner	\$1,108.67	10.24%
Total	\$10,824.23	100.00%



Jesus' Categories - Matthew 25:35-36 (Detail Report) (P.1)

Category	Activity	Sub-Category	Type	Group	Amount	Percent	Cyc.	Run.	Walk.	Vol.	Spn.	
Welcome Someone In	LTDC Christmas & E-o-Y	Marketing	Trainings	Club Owned	\$261.57	3.24%	0	0	0	0	0	
	LTDC for Child-in-Poverty	Marketing	Events	Club Owned	\$17.85	0.22%	0	0	0	0	0	
		Poverty	Events	Club Owned	\$1,020.15	12.65%	5	1	14	26	9	
			Programs	Club Owned	\$2,736.00	33.92%	3	0	2	2	0	
	LTDC to Bless-the-Club	Other	Programs	Club Owned	\$0.00	0.00%	0	0	0	0	0	
	LTDC to Welcome-Some-In	Orphans	Programs	Club Owned	\$20.00	0.25%	0	0	0	0	0	1
		Other	Programs	Club Owned	\$300.00	3.72%	0	0	0	0	0	3
	Ride 4 Orphans	Orphans	Events	3rd. Party	\$773.65	9.59%	6	0	0	0	0	23
Total					\$5,129.22	63.59%	14	1	16	28	36	
Visit the Sick	Great Cycle Challenge	Cancer	Challenges	3rd. Party	\$1,090.65	13.52%	3	0	0	0	15	
	LTDC Christmas & E-o-Y	Marketing	Trainings	Club Owned	\$16.18	0.20%	0	0	0	0	0	
	LTDC to Visit-the-Sick	Cancer	Programs	Club Owned	\$0.99	0.01%	0	0	0	0	0	
		Marketing	Events	Club Owned	\$44.34	0.55%	0	0	0	0	0	
		Neuromusc., Burn	Events	Club Owned	\$659.25	8.17%	6	2	3	5	9	
	Tour de Broward	MS, Cancer, Heart	Events	3rd. Party	\$90.00	1.12%	0	0	3	0	0	
	Tour de Cure	Diabetes	Events	3rd. Party	\$540.00	6.69%	6	0	0	0	6	
	Tour de St. Jude	Cancer	Events	3rd. Party	\$495.56	6.14%	6	2	5	0	10	
Total					\$2,936.97	36.41%	21	4	11	5	40	

<i>Charity</i>	<i>Marketing</i>	<i>Food</i>	<i>Transportation</i>	<i>Transaction Fees</i>	TOTAL
\$10,221.02	\$310.12	\$189.76	\$56.85	\$46.48	\$10,824.23

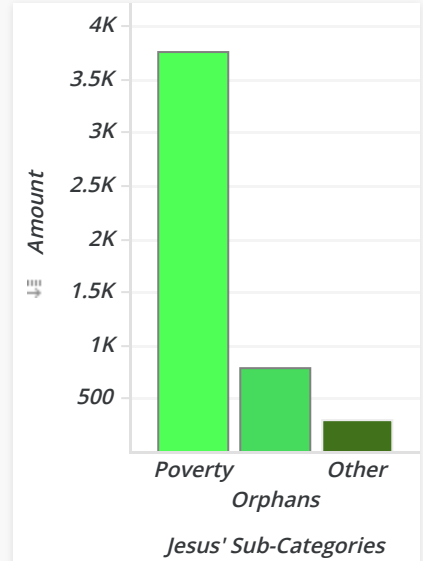
Jesus' Categories - Matthew 25:35-36 (Detail Report) (P.2)

Category	Activity	Sub-Category	Type	Group	Amount	Percent	Cyc.	Run.	Walk.	Vol.	Spn.
Visit the Prisoner	LTDC Christmas & E-o-Y	Marketing	Trainings	Club Owned	\$16.18	0.59%	0	0	0	0	0
	LTDC to Visit-the-Prisoner	Marketing	Challenges	Club Owned	\$222.80	8.08%	0	0	0	0	0
		Prisoner	Challenges	Club Owned	\$630.00	22.84%	16	7	5	0	8
			Programs	Club Owned	\$239.69	8.69%	2	0	0	0	0
Total					\$1,108.67	40.20%	18	7	5	0	8
Feed the Hungry	LTDC Christmas & E-o-Y	Marketing	Trainings	Club Owned	\$16.18	0.59%	0	0	0	0	0
	LTDC to Feed-the-Hungry	Malnutrition	Events	Club Owned	\$520.00	18.85%	5	1	8	0	12
			Programs	Club Owned	\$1,105.08	40.07%	6	0	5	0	0
		Marketing	Events	Club Owned	\$8.10	0.29%	0	0	0	0	0
			Programs	Club Owned	\$0.00	0.00%	0	0	0	0	0
Total					\$1,649.36	59.80%	11	1	13	0	12

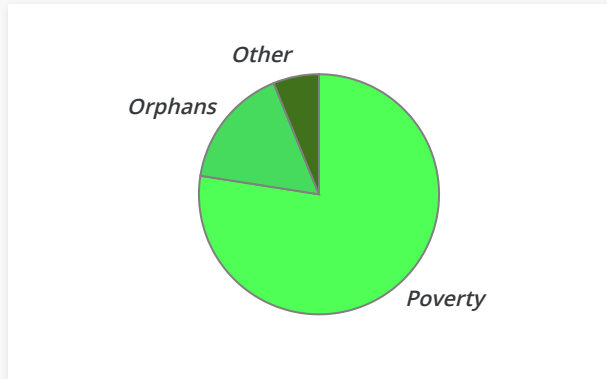
<i>Charity</i>	<i>Marketing</i>	<i>Food</i>	<i>Transportation</i>	<i>Transaction Fees</i>	<i>TOTAL</i>
\$10,221.02	\$310.12	\$189.76	\$56.85	\$46.48	\$10,824.23

Welcome Someone In - P.1 (Jesus' Category) - Matthew 25:35-36 (Detail Report)

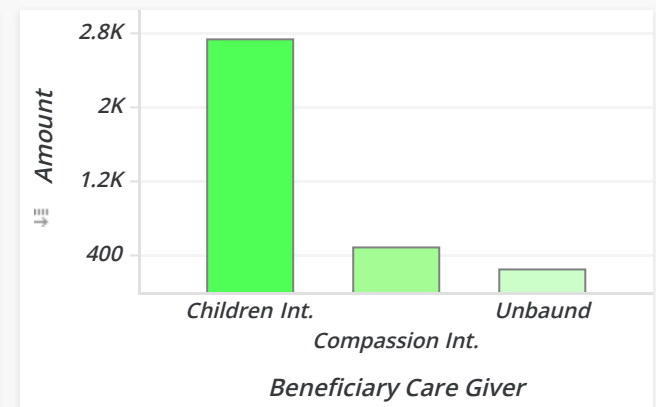
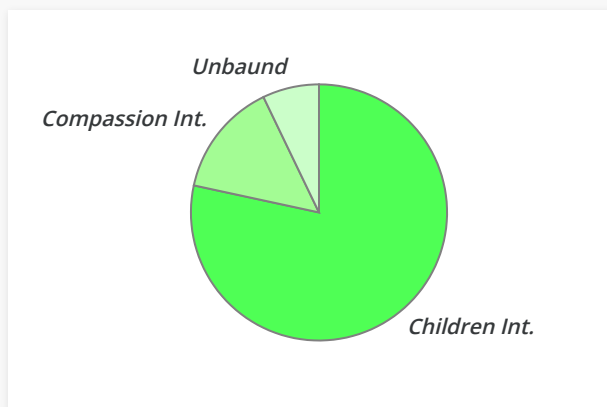
Category	SubCat.	Activity	Type	Amount	Percent	Cycl.	Run.	Walk.	Vol.	Spon.
Welcome Someone In	Orphans	Ride 4 Orphans	Events	\$773.65	15.95%	6	0	0	0	23
		LTDC to Welcome-Some-In	Programs	\$20.00	0.41%	0	0	0	0	1
	Other	LTDC to Welcome-Some-In	Programs	\$300.00	6.19%	0	0	0	0	3
	Poverty	LTDC for Child-in-Poverty	Programs	\$2,736.00	56.41%	3	0	2	2	0
Events			\$1,020.15	21.03%	5	1	14	26	9	
Total				\$4,849.80	100.00%	14	1	16	28	36



SubCategory	Amount	Percent
Poverty	\$3,756.15	77.45%
Orphans	\$793.65	16.36%
Other	\$300.00	6.19%
Total	\$4,849.80	100.00%



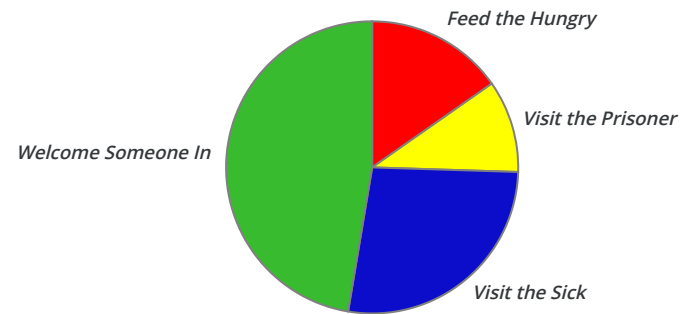
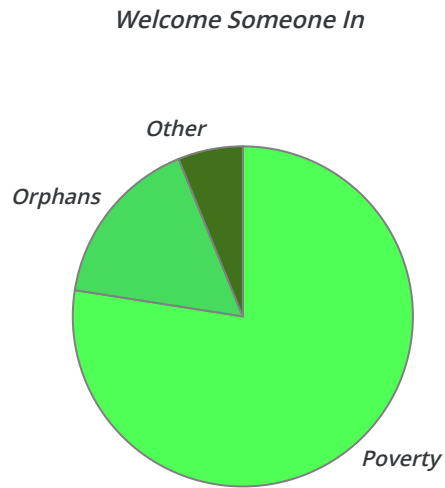
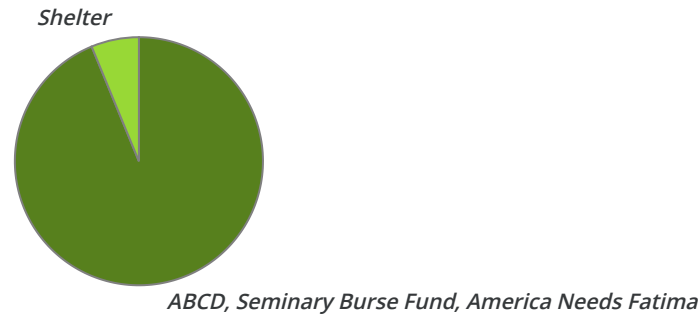
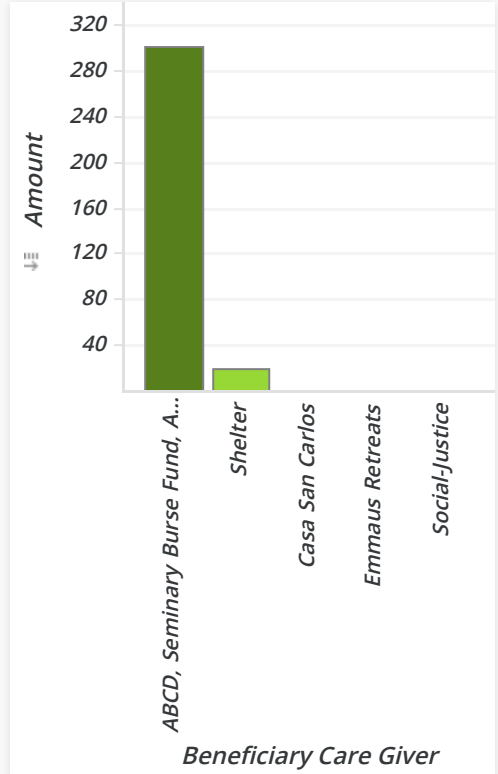
SubCat.	Care Giver	Amount	Percent
Poverty	Children Int.	\$2,736.00	78.35%
	Compassion Int.	\$506.00	14.49%
	Unbaund	\$250.00	7.16%
Total		\$3,492.00	100.00%



SubCat.	On-Account	Amount
Poverty	On Acct. - Patrons (Mo. Remain)	\$216.00
	On Acct. - Patrons (Prepaid)	\$60.00
Total		\$276.00

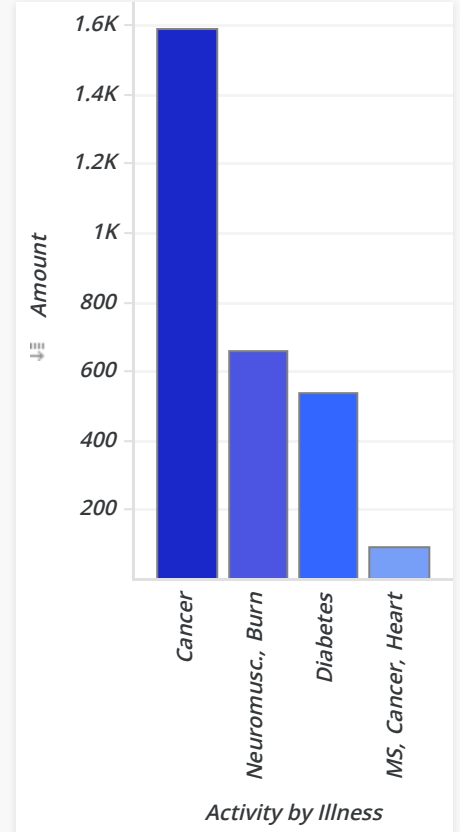
Welcome Someone In - P.2 - Other Programs - (Detail Report)

Category	SubCat.	Beneficiary Care Giver	Sub-Activity	Amount	Percent	Spon.	Vol.
Welcome Someone In	Other	ABCD, Seminary Burse Fund, America Needs Fatima	Donative Prog.	\$300.00	100.00%	1	0
		Casa San Carlos	LTDC to Bless-the-Club	\$0.00	0.00%	0	0
		Emmaus Retreats	Donative Prog.	\$0.00	0.00%	1	0
		Social-Justice	Donative Prog.	\$0.00	0.00%	1	0

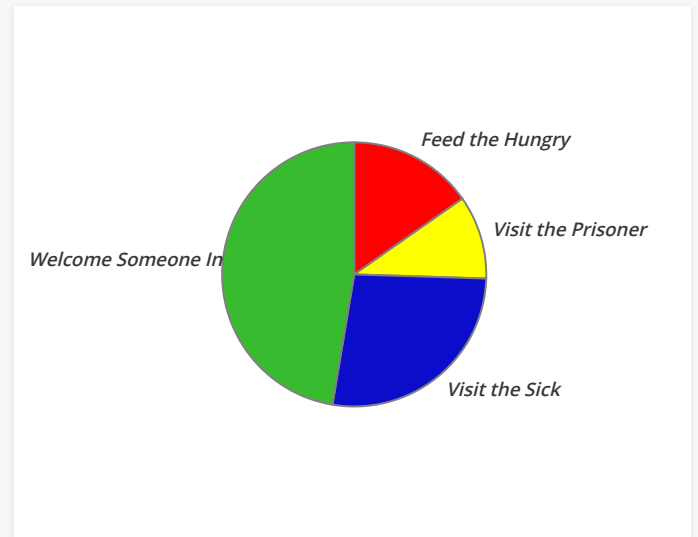
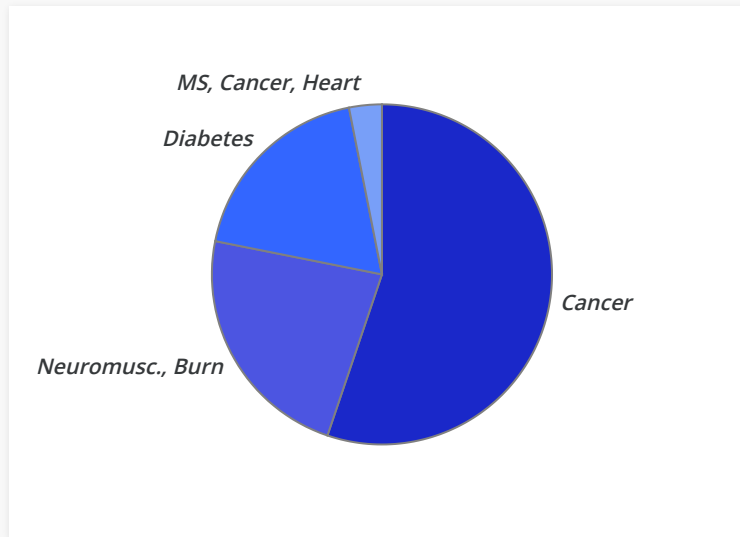


Visit the Sick - Part 1 (Jesus' Category by Illness) - Matthew 25:35-36 (Detail Rep...

Category	Sub-Category	Activity	Type	Group	Amount	Percent	Cyc.	Run.	Walk.	Vol.	Spn.
Visit the Sick	Cancer	Great Cycle Challenge	Challenges	3rd. Party	\$1,090.65	37.92%	3	0	0	0	15
		LTDC to Visit-the-Sick	Programs	Club Owned	\$0.99	0.03%	0	0	0	0	0
	Tour de St. Jude	Events	3rd. Party	\$495.56	17.23%	6	2	5	0	10	
	Total				\$1,587.20	55.18%	9	2	5	0	25
Neuromusc., Burn	LTDC to Visit-the-Sick	Events	Club Owned	\$659.25	22.92%	6	2	3	5	9	
	Total				\$659.25	22.92%	6	2	3	5	9
Diabetes	Tour de Cure	Events	3rd. Party	\$540.00	18.77%	6	0	0	0	6	
	Total				\$540.00	18.77%	6	0	0	0	6
MS, Cancer, Heart	Tour de Broward	Events	3rd. Party	\$90.00	3.13%	0	0	3	0	0	
	Total				\$90.00	3.13%	0	0	3	0	0



Illness	Amount	Percent
Cancer	\$1,587.20	55.18%
Neuromusc. Burn	\$659.25	22.92%
Diabetes	\$540.00	18.77%
MS, Cancer, Heart	\$90.00	3.13%
Total	\$2,876.45	100.00%

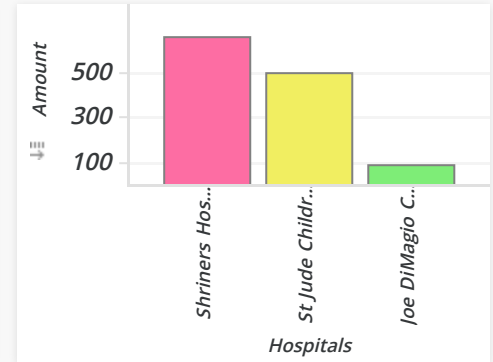
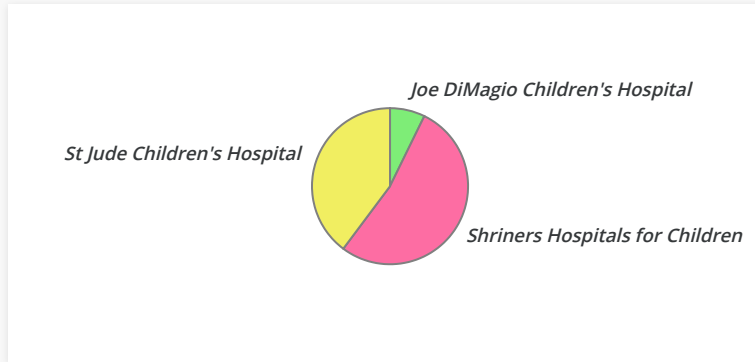


Visit the Sick - Part 2 (Jesus' Category by Hospitals) - Matthew 25:35-36 (Detail Report)

Hospitals	Activity	Type	Group	Sub-Category	Amount	Percent	Cyclists	Runners	Walkers	Vol.	Spn.
Shriners Hospitals for Children	LTDC to Visit-the-Sick	Events	Club Owned	Neuromusc., Burn	\$659.25	52.96%	6	2	3	5	9
St Jude Children's Hospital	Tour de St. Jude	Events	3rd. Party	Cancer	\$495.56	39.81%	6	2	5	0	10
Joe DiMagio Children's Hospital	Tour de Broward	Events	3rd. Party	MS, Cancer, Heart	\$90.00	7.23%	0	0	3	0	0
Total					\$1,244.81	100.00%	12	4	11	5	19

Visit the Sick (by Hospitals)

Hospitals	Amount	Percent
Shriners Hospitals for Children	\$659.25	52.96%
St Jude Children's Hospital	\$495.56	39.81%
Joe DiMagio Children's Hospital	\$90.00	7.23%
Total	\$1,244.81	100.00%

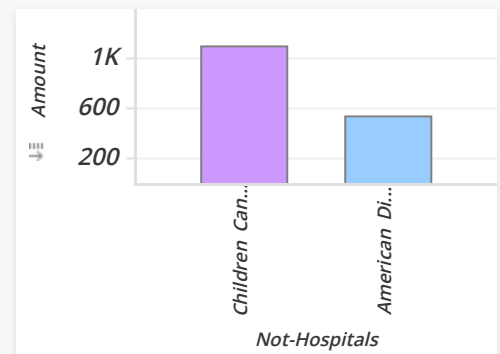
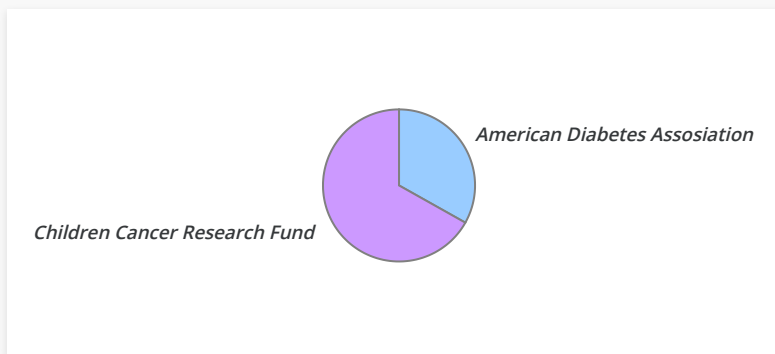


Visit the Sick - Part 3 (Jesus' Category by Non-Hospitals) - Matthew 25:35-36 (Detail Report)

Not-Hospitals	Activity	Type	Group	Sub-Category	Amount	Percent	Cyclists	Runners	Walkers	Vol.	Spn.
Children Cancer Research Fund	Great Cycle Challenge	Challenges	3rd. Party	Cancer	\$1,090.65	66.88%	3	0	0	0	15
American Diabetes Assosiation	Tour de Cure	Events	3rd. Party	Diabetes	\$540.00	33.12%	6	0	0	0	6
Total					\$1,630.65	100.00%	9	0	0	0	21

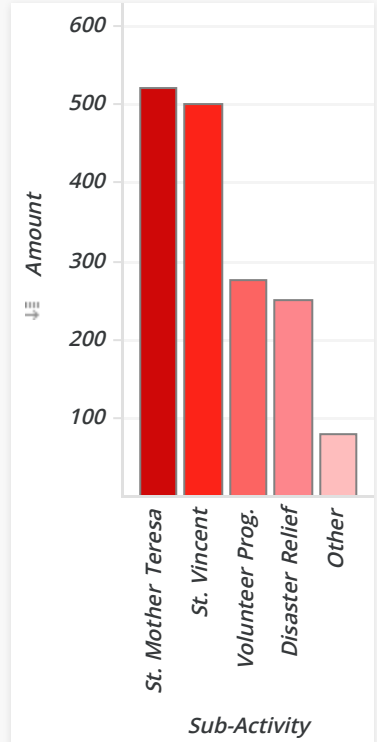
Visit the Sick (Non-Hospitals)

Not-Hospitals	Amount	Percent
Children Cancer Research Fund	\$1,090.65	66.88%
American Diabetes Assosiation	\$540.00	33.12%
Total	\$1,630.65	100.00%

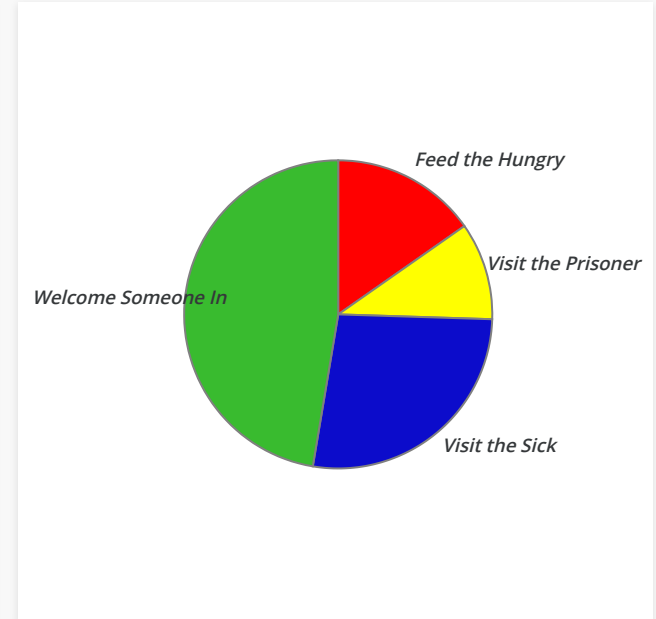
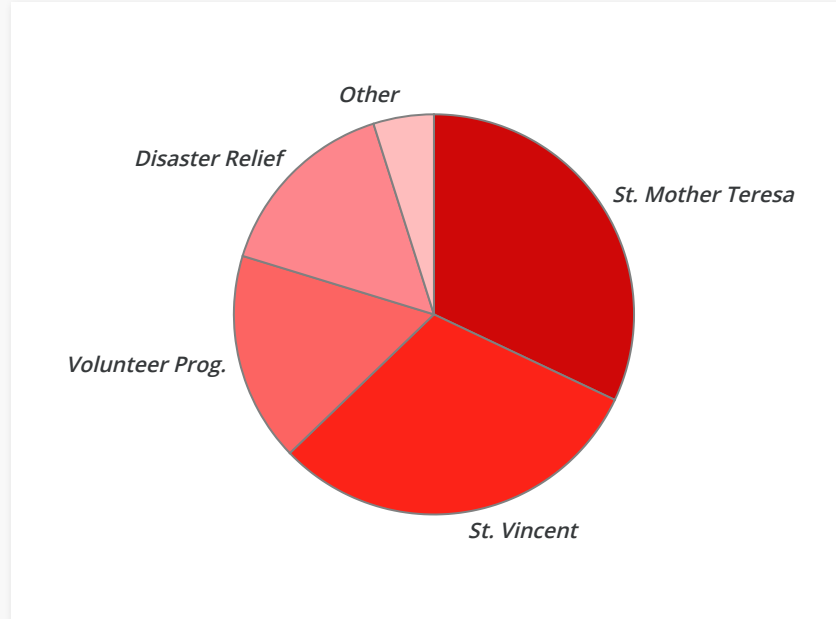


Feed the Hungry (Jesus' Category) - Matthew 25:35-36 (Detail Report)

Category	Sub-Category	Activity	Sub-Activity	Type	Group	Amount	Percent	Cyc.	Run.	Walk.	Vol.	Spn.
Feed the Hungry	Malnutrition	LTDC to Feed-the-Hungry	St. Mother Teresa	Events	Club Owned	\$520.00	32.00%	5	1	8	0	12
			St. Vincent	Programs	Club Owned	\$500.00	30.77%	1	0	0	0	0
			Volunteer Prog.	Programs	Club Owned	\$275.19	16.93%	1	0	5	0	0
			Disaster Relief	Programs	Club Owned	\$250.00	15.38%	2	0	0	0	0
			Other	Programs	Club Owned	\$79.89	4.92%	2	0	0	0	0
Total						\$1,625.08	100.00%	11	1	13	0	12

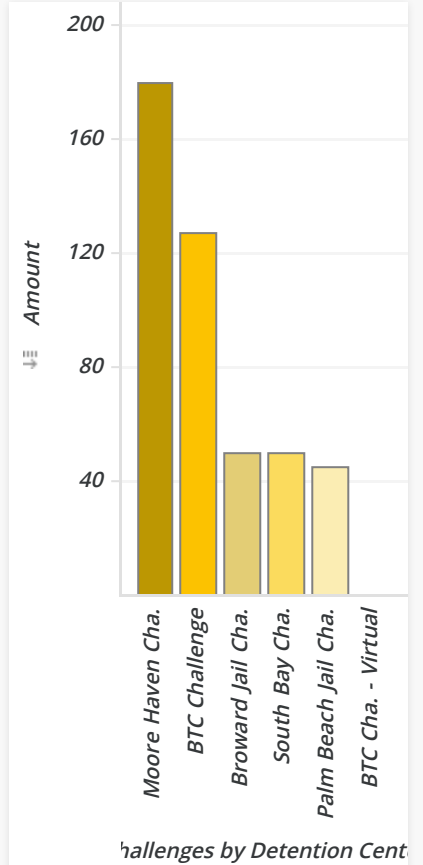


Sub-Activity	Amount	Percent
St. Mother Teresa	\$520.00	32.00%
St. Vincent	\$500.00	30.77%
Volunteer Prog.	\$275.19	16.93%
Disaster Relief	\$250.00	15.38%
Other	\$79.89	4.92%
Total	\$1,625.08	100.00%



Visit the Prisoner - P.1 (Jesus' Category) - Matthew 25:35-36 (Detail Report)

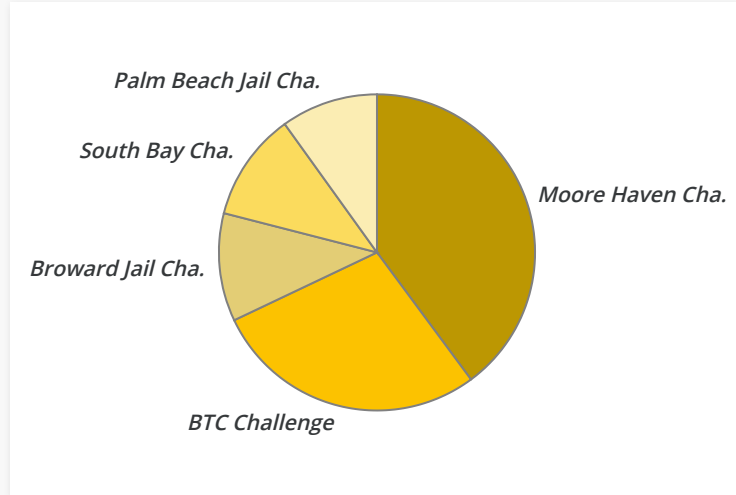
Category	Sub-Cat.	Activity	Sub-Activity	Group	Raised	Percent	Cyc.	Run.	Walk.	Vol.	Spn.
Visit the Prisoner	Prisoner	LTDC to Visit-the-Prisoner	Moore Haven Cha.	Club Owned	\$180.00	39.82%	3	0	0	0	0
			BTC Challenge	Club Owned	\$127.00	28.10%	2	0	5	0	0
			Broward Jail Cha.	Club Owned	\$50.00	11.06%	4	0	0	0	0
			South Bay Cha.	Club Owned	\$50.00	11.06%	5	0	0	0	0
			Palm Beach Jail Cha.	Club Owned	\$45.00	9.96%	2	0	0	0	0
			BTC Cha. - Virtual	Club Owned	\$0.00	0.00%	0	7	0	0	0
Total					\$452.00	100.00%	16	7	5	0	0



No data returned for this view. This might be because the applied filter excludes all data.

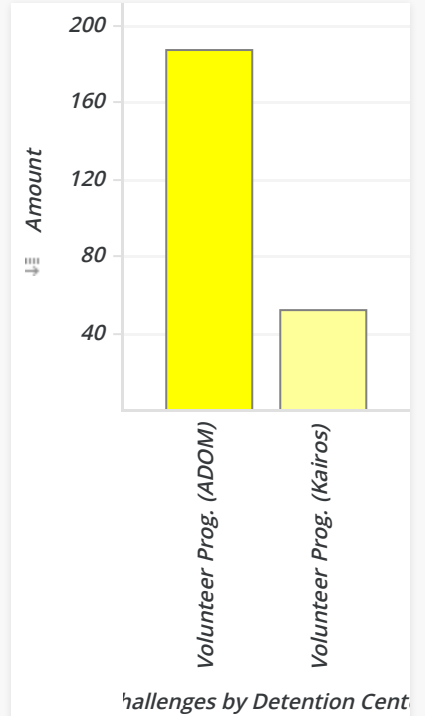
TOTAL
\$452.00

Sub-Activity	Raised	Percent
Moore Haven Cha.	\$180.00	39.82%
BTC Challenge	\$127.00	28.10%
Broward Jail Cha.	\$50.00	11.06%
South Bay Cha.	\$50.00	11.06%
Palm Beach Jail Cha.	\$45.00	9.96%
Total	\$452.00	100.00%



Visit the Prisoner - P.2 (Jesus' Category by Allocation) - Matthew 25:35-36 (Detail R...

Category	Sub-Cat.	Activity	Type	Sub-Activity	Raised	Percent	Cyc.	Run.	Walk.	Vol.	Spn.
Visit the Prisoner	Prisoner	LTDC to Visit-the-Prisoner	Programs	Volunteer Prog. (ADOM)	\$187.75	78.33%	1	0	0	0	0
				Volunteer Prog. (Kairos)	\$51.94	21.67%	1	0	0	0	0
Total					\$239.69	100.00%	2	0	0	0	0



Sub-Activity	Raised	Percent
Volunteer Prog. (ADOM)	\$187.75	78.33%
Volunteer Prog. (Kairos)	\$51.94	21.67%
Total	\$239.69	100.00%

