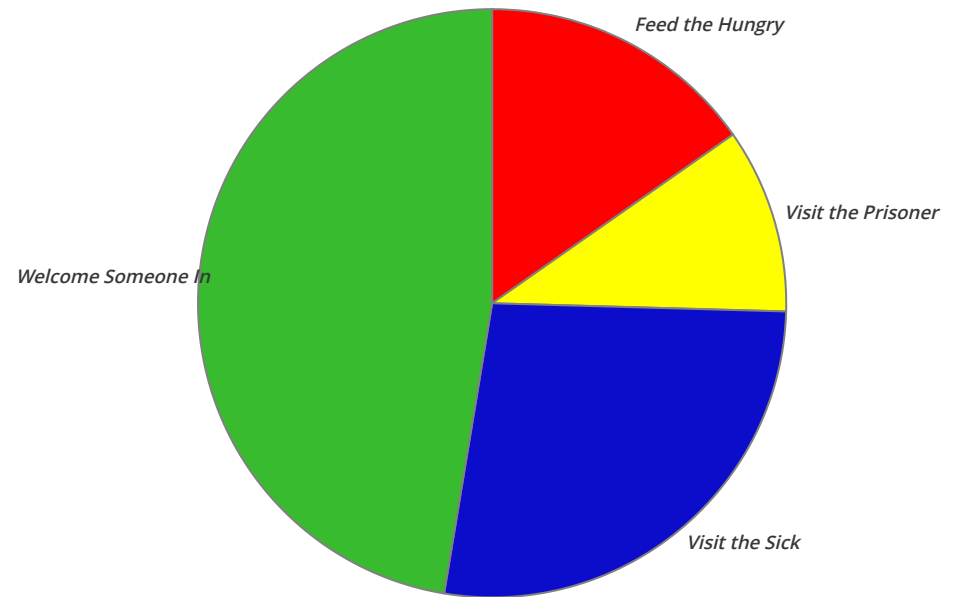
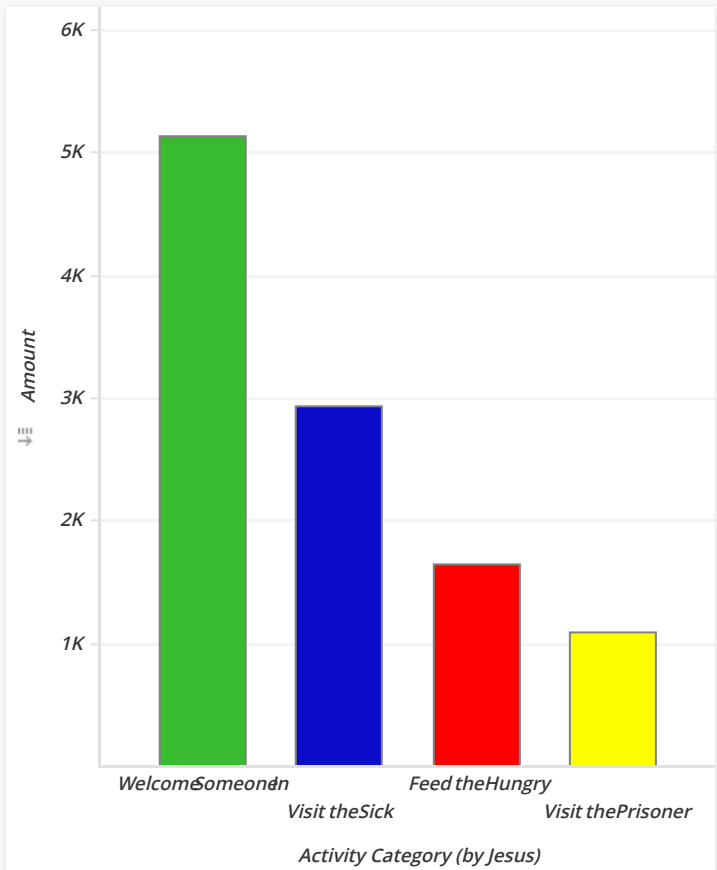


Jesus' Categories - Mt. 25:35-36

Jesus' Categories	Amount	Percent
Welcome Someone In	\$5,129.22	47.43%
Visit the Sick	\$2,936.97	27.16%
Feed the Hungry	\$1,649.58	15.25%
Visit the Prisoner	\$1,098.67	10.16%
Total	\$10,814.45	100.00%



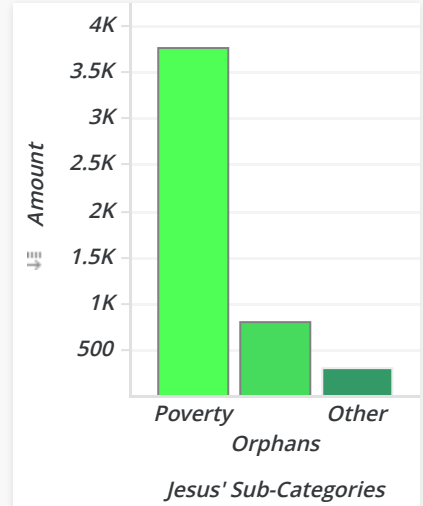
Jesus' Categories - Matthew 25:35-36 (Detail Report)

Category	Activity	Sub-Category	Type	Group	Amount	Percent	Cyc.	Run.	Walk.	Vol.	Spn.
Welcome Someone In	LTDC for Child-in-Poverty	Poverty	Events	Club Owned	\$1,020.15	9.98%	6	1	14	26	9
			Programs	Club Owned	\$2,736.00	26.77%	3	0	2	2	0
	LTDC to Welcome Some-In	Orphans	Programs	Club Owned	\$20.00	0.20%	0	0	0	0	0
		Other	Programs	Club Owned	\$300.00	2.94%	0	0	0	0	0
	Ride 4 Orphans	Orphans	Events	3rd. Party	\$773.65	7.57%	6	0	0	0	23
Total					\$4,849.80	47.45%	15	1	16	28	32
Visit the Sick	Great Cycle Challenge	Cancer	Challenges	3rd. Party	\$1,090.65	10.67%	3	0	0	0	15
	LTDC to Visit-the-Sick	Cancer	Events	Club Owned	\$0.99	0.01%	0	0	0	0	0
		Neuromusc., Burn	Events	Club Owned	\$659.25	6.45%	6	2	3	5	9
	Tour de Broward	MS, Cancer, Heart	Events	3rd. Party	\$90.00	0.88%	0	0	3	0	0
	Tour de Cure	Diabetes	Events	3rd. Party	\$540.00	5.28%	6	0	0	0	6
	Tour de St. Jude	Cancer	Events	3rd. Party	\$495.56	4.85%	6	2	5	0	10
Total					\$2,876.45	28.14%	21	4	11	5	40
Visit the Prisoner	LTDC to Visit-the-Prisoner	Prisoner	Challenges	Club Owned	\$630.00	6.16%	16	7	5	0	8
			Programs	Club Owned	\$239.69	2.35%	2	0	0	0	0
	Total					\$869.69	8.51%	18	7	5	0
Feed the Hungry	LTDC to Feed-the-Hungry	Malnutrition	Events	Club Owned	\$520.00	5.09%	5	1	8	0	12
			Programs	Club Owned	\$1,105.08	10.81%	6	0	5	0	0
	Total					\$1,625.08	15.90%	11	1	13	0
Total					\$10,221.02	100.00%	65	13	45	33	92

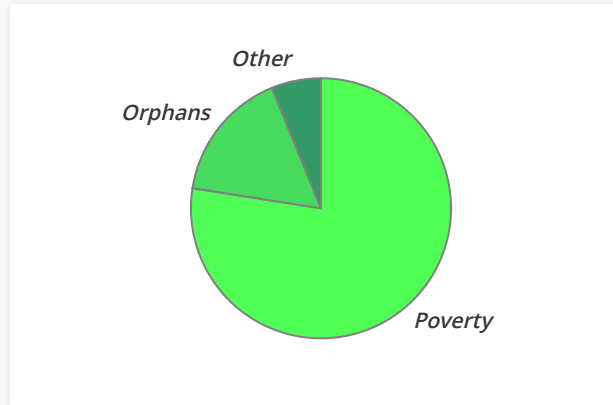
<i>Charity</i>	<i>Marketing</i>	<i>Food</i>	<i>Transportation</i>	<i>Transaction Fees</i>	<i>TOTAL</i>
\$10,221.02	\$310.12	\$179.76	\$56.85	\$46.70	\$10,814.45

Welcome Someone In (Jesus' Category) - Matthew 25:35-36 (Detail Report)

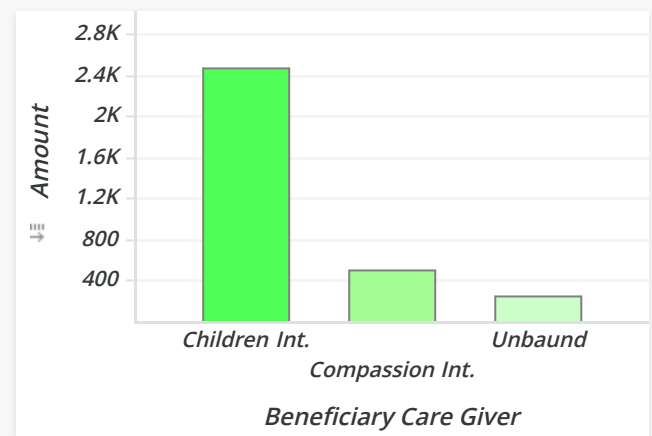
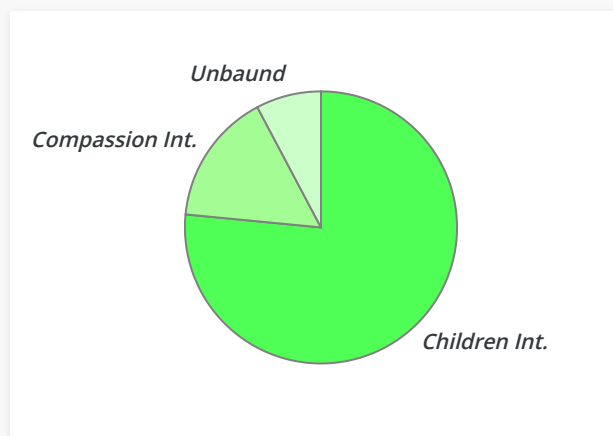
Category	SubCat.	Activity	Type	Group	Amount	Percent	Cycl.	Run.	Walk.	Vol.	Spon.
Welcome Someone In	Poverty	LTDC for Child-in-Poverty	Events	Club Owned	\$1,020.15	21.03%	6	1	14	26	9
			Programs	Club Owned	\$2,736.00	56.41%	3	0	2	2	0
	Other	LTDC to Welcome Some-In	Programs	Club Owned	\$300.00	6.19%	0	0	0	0	0
	Orphans	LTDC to Welcome Some-In	Programs	Club Owned	\$20.00	0.41%	0	0	0	0	0
Ride 4 Orphans			Events	3rd. Party	\$773.65	15.95%	6	0	0	0	23
Total					\$4,849.80	100.00%	15	1	16	28	32



SubCategory	Amount	Percent
Poverty	\$3,756.15	77.45%
Orphans	\$793.65	16.36%
Other	\$300.00	6.19%
Total	\$4,849.80	100.00%



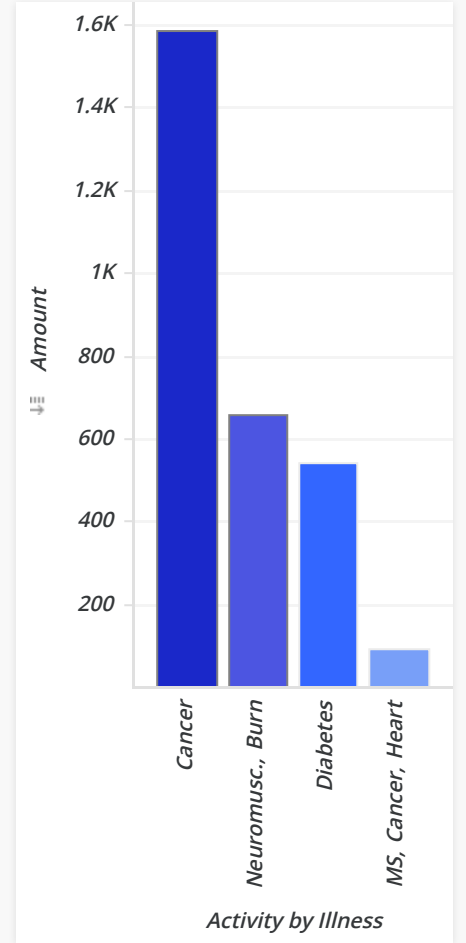
SubCat.	Care Giver	Amount	Percent
Poverty	Children Int.	\$2,460.00	76.49%
	Compassion Int.	\$506.00	15.73%
	Unbaund	\$250.00	7.77%
Total		\$3,216.00	100.00%



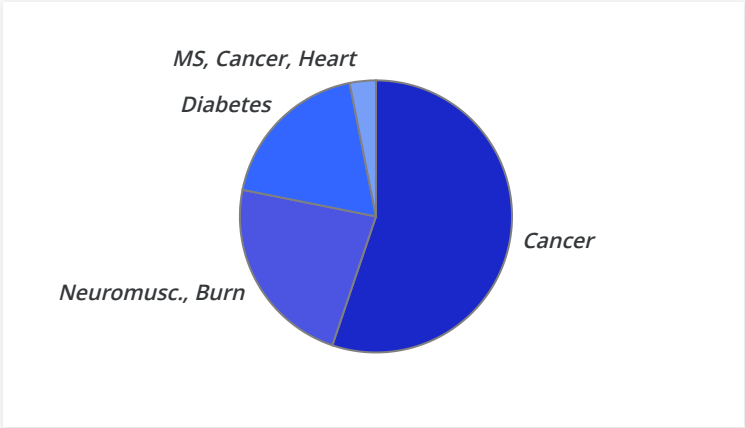
SubCat.	On-Account	Amount
Poverty	On Acct. - Annual Event	\$264.15
	On Acct. - Patrons (Mo. Remain)	\$216.00
	On Acct. - Patrons (Prepaid)	\$60.00
Total		\$540.15

Visit the Sick - Part 1 (Jesus' Category by Illness) - Matthew 25:35-36 (Detail Repo...

Category	Sub-Category	Activity	Type	Group	Amount	Percent	Cyc.	Run.	Walk.	Vol.	Spn.
Visit the Sick	Cancer	Great Cycle Challenge	Challenges	3rd. Party	\$1,090.65	37.92%	3	0	0	0	15
		LTDC to Visit-the-Sick	Events	Club Owned	\$0.99	0.03%	0	0	0	0	0
		Tour de St. Jude	Events	3rd. Party	\$495.56	17.23%	6	2	5	0	10
	Total				\$1,587.20	55.18%	9	2	5	0	25
Neuromusc., Burn	LTDC to Visit-the-Sick	Events	Club Owned	\$659.25	22.92%	6	2	3	5	9	
		Total			\$659.25	22.92%	6	2	3	5	9
Diabetes	Tour de Cure	Events	3rd. Party	\$540.00	18.77%	6	0	0	0	6	
		Total			\$540.00	18.77%	6	0	0	0	6
MS, Cancer, Heart	Tour de Broward	Events	3rd. Party	\$90.00	3.13%	0	0	3	0	0	
		Total			\$90.00	3.13%	0	0	3	0	0
Total				\$2,876.45	100.00%	21	4	11	5	40	



Illness	Amount	Percent
Cancer	\$1,587.20	55.18%
Neuromusc., Burn	\$659.25	22.92%
Diabetes	\$540.00	18.77%
MS, Cancer, Heart	\$90.00	3.13%
Total	\$2,876.45	100.00%

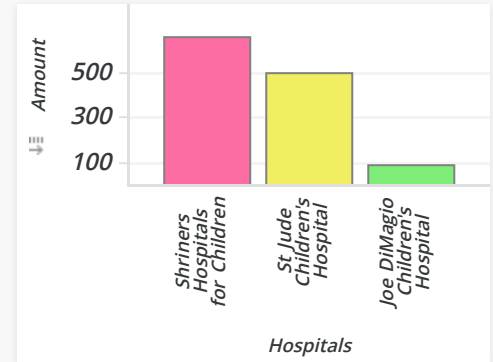
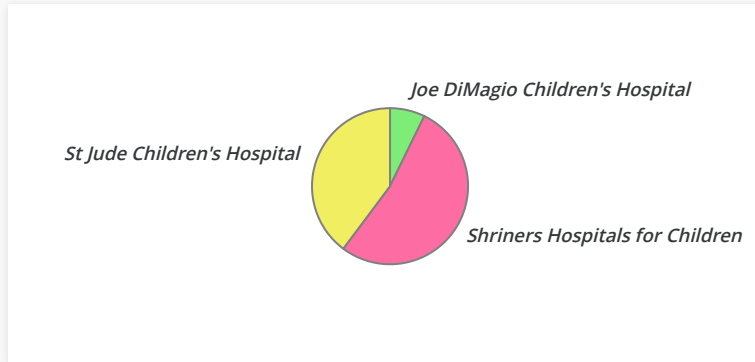


Visit the Sick - Part 2 (Jesus' Category by Hospitals) - Matthew 25:35-36 (Detail Report)

Hospitals	Activity	Type	Group	Sub-Category	Amount	Percent	Cyclists	Runners	Walkers	Vol.	Spn.
Shriners Hospitals for Children	LTDC to Visit-the-Sick	Events	Club Owned	Neuromusc., Burn	\$659.25	52.96%	6	2	3	5	9
St Jude Children's Hospital	Tour de St. Jude	Events	3rd. Party	Cancer	\$495.56	39.81%	6	2	5	0	10
Joe DiMagio Children's Hospital	Tour de Broward	Events	3rd. Party	MS, Cancer, Heart	\$90.00	7.23%	0	0	3	0	0
Total					\$1,244.81	100.00%	12	4	11	5	19

Visit the Sick (by Hospitals)

Hospitals	Amount	Percent
Shriners Hospitals for Children	\$659.25	52.96%
St Jude Children's Hospital	\$495.56	39.81%
Joe DiMagio Children's Hospital	\$90.00	7.23%
Total	\$1,244.81	100.00%

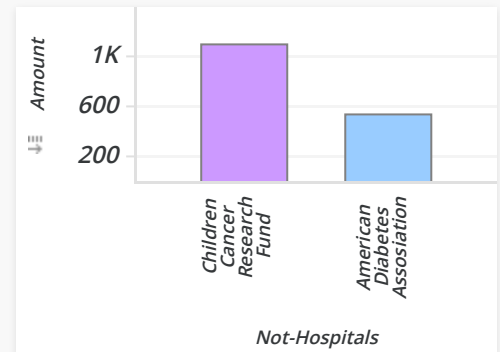
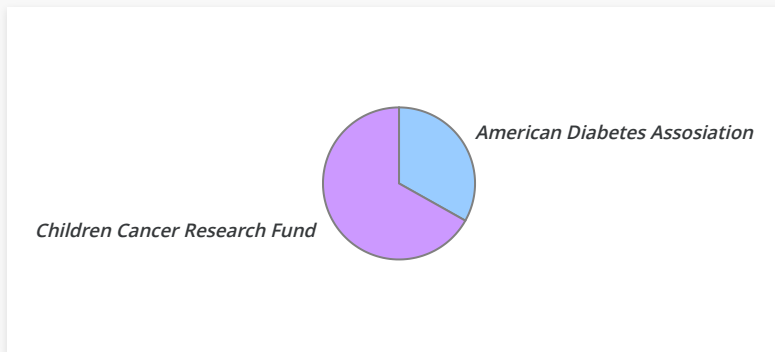


Visit the Sick - Part 3 (Jesus' Category by Non-Hospitals) - Matthew 25:35-36 (Detail Report)

Not-Hospitals	Activity	Type	Group	Sub-Category	Amount	Percent	Cyclists	Runners	Walkers	Vol.	Spn.
Children Cancer Research Fund	Great Cycle Challenge	Challenges	3rd. Party	Cancer	\$1,090.65	66.88%	3	0	0	0	15
American Diabetes Assosiation	Tour de Cure	Events	3rd. Party	Diabetes	\$540.00	33.12%	6	0	0	0	6
Total					\$1,630.65	100.00%	9	0	0	0	21

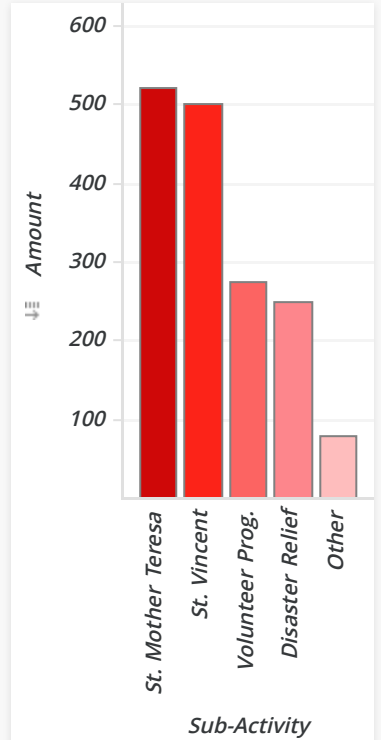
Visit the Sick (Non-Hospitals)

Not-Hospitals	Amount	Percent
Children Cancer Research Fund	\$1,090.65	66.88%
American Diabetes Assosiation	\$540.00	33.12%
Total	\$1,630.65	100.00%

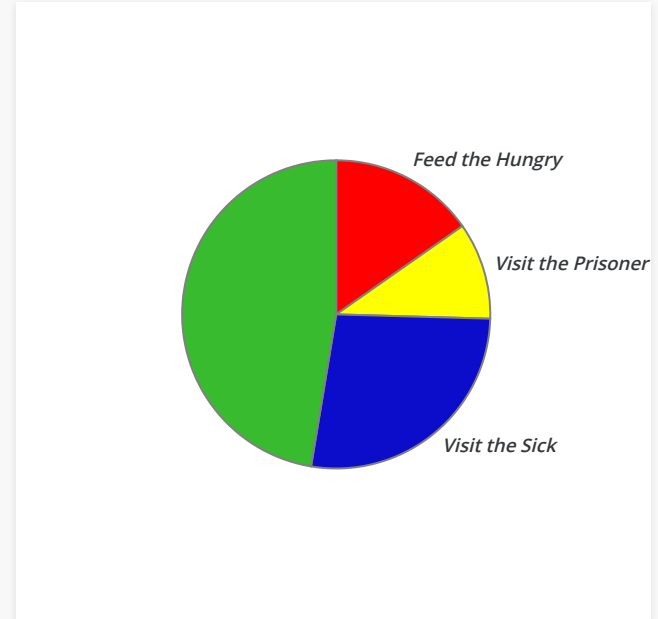
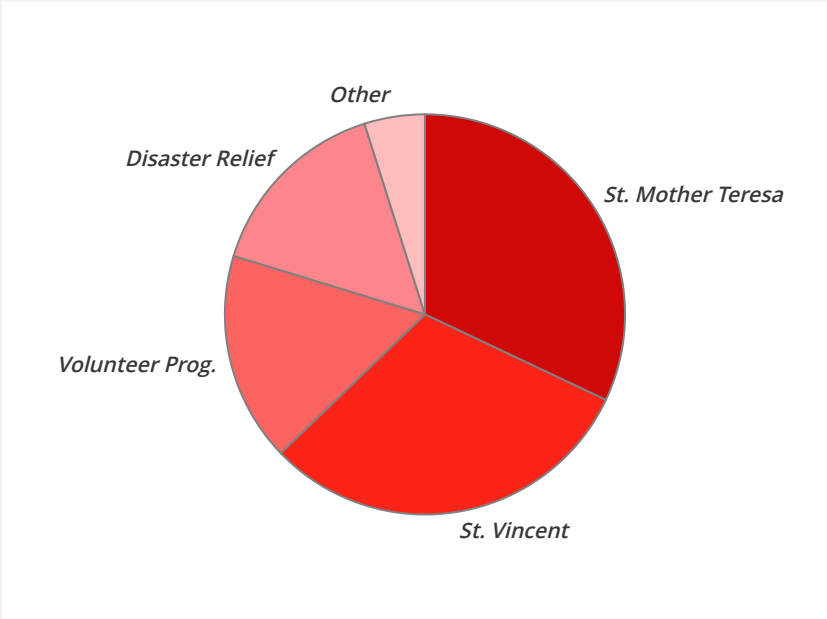


Feed the Hungry (Jesus' Category) - Matthew 25:35-36 (Detail Report)

Category	Sub-Category	Activity	Sub-Activity	Type	Group	Amount	Percent	Cyc.	Run.	Walk.	Vol.	Spn.
Feed the Hungry	Malnutrition	LTDC to Feed-the-Hungry	St. Mother Teresa	Events	Club Owned	\$520.00	32.00%	5	1	8	0	12
			St. Vincent	Programs	Club Owned	\$500.00	30.77%	1	0	0	0	0
			Volunteer Prog.	Programs	Club Owned	\$275.19	16.93%	1	0	5	0	0
			Disaster Relief	Programs	Club Owned	\$250.00	15.38%	2	0	0	0	0
			Other	Programs	Club Owned	\$79.89	4.92%	2	0	0	0	0
Total						\$1,625.08	100.00%	11	1	13	0	12

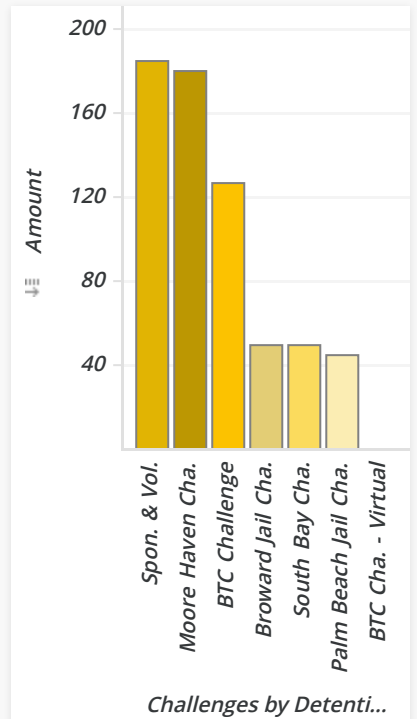


Sub-Activity	Amount	Percent
St. Mother Teresa	\$520.00	32.00%
St. Vincent	\$500.00	30.77%
Volunteer Prog.	\$275.19	16.93%
Disaster Relief	\$250.00	15.38%
Other	\$79.89	4.92%
Total	\$1,625.08	100.00%

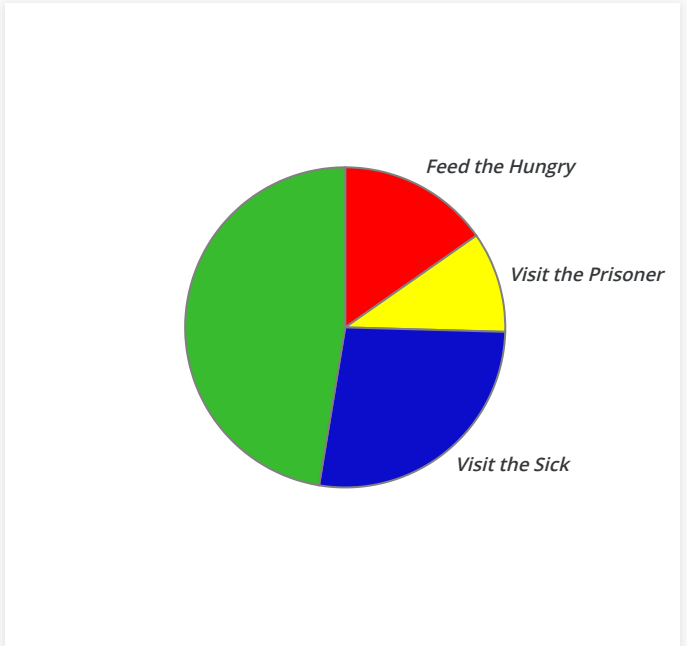
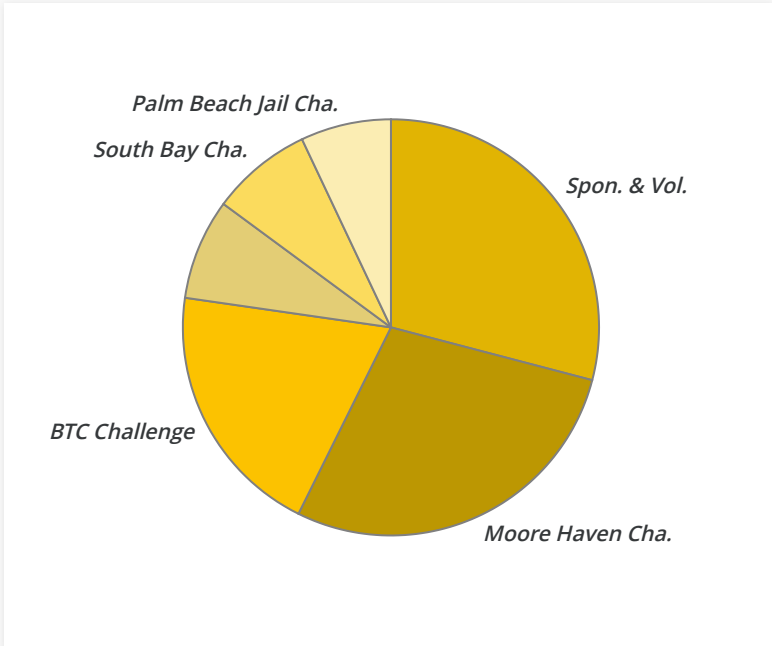


Visit the Prisoner (Jesus' Category) - Matthew 25:35-36 (Detail Report)

Category	Sub-Cat.	Activity	Sub-Activity	Type	Group	Raised	Percent	Cyc.	Run.	Walk.
Visit the Prisoner	Prisoner	LTDC to Visit-the-Prisoner	Spon. & Vol.	Challenges	Club Owned	\$185.08	29.05%	0	0	0
			Moore Haven Cha.	Challenges	Club Owned	\$180.00	28.25%	3	0	0
			BTC Challenge	Challenges	Club Owned	\$127.00	19.93%	2	0	5
			Broward Jail Cha.	Challenges	Club Owned	\$50.00	7.85%	4	0	0
			South Bay Cha.	Challenges	Club Owned	\$50.00	7.85%	5	0	0
			Palm Beach Jail Cha.	Challenges	Club Owned	\$45.00	7.06%	2	0	0
			BTC Cha. - Virtual	Challenges	Club Owned	\$0.00	0.00%	0	7	0
Total						\$637.08	100.00%	16	7	5

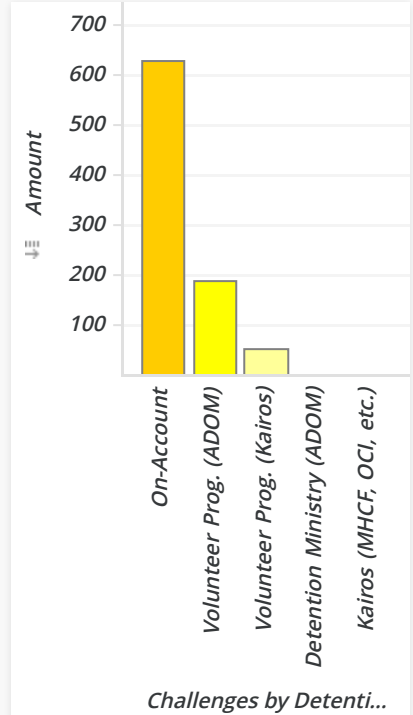


Sub-Activity	Raised	Percent
Spon. & Vol.	\$185.08	29.05%
Moore Haven Cha.	\$180.00	28.25%
BTC Challenge	\$127.00	19.93%
Broward Jail Cha.	\$50.00	7.85%
South Bay Cha.	\$50.00	7.85%
Palm Beach Jail Cha.	\$45.00	7.06%
BTC Cha. - Virtual	\$0.00	0.00%
Total	\$637.08	100.00%



Visit the Prisoner (Jesus' Category by Allocation) - Matthew 25:35-36 (Detail Report)

Category	Sub-Cat.	Activity	Type	Sub-Activity	Group	Raised	Percent	Cyc.	Run.	Walk.
Visit the Prisoner	Prisoner	LTDC to Visit-the-Prisoner	Allocation	On-Account	Club Owned	\$630.00	72.44%	1	0	0
				Detention Ministry (ADOM)	Club Owned	\$0.00	0.00%	1	0	0
				Kairos (MHCF, OCI, etc.)	Club Owned	\$0.00	0.00%	1	0	0
			Programs	Volunteer Prog. (ADOM)	Club Owned	\$187.75	21.59%	1	0	0
				Volunteer Prog. (Kairos)	Club Owned	\$51.94	5.97%	1	0	0
Total						\$869.69	100.00%	5	0	0



Sub-Activity	Raised	Percent
On-Account	\$630.00	72.44%
Volunteer Prog. (ADOM)	\$187.75	21.59%
Volunteer Prog. (Kairos)	\$51.94	5.97%
Detention Ministry (ADOM)	\$0.00	0.00%
Kairos (MHCF, OCI, etc.)	\$0.00	0.00%
Total	\$869.69	100.00%

