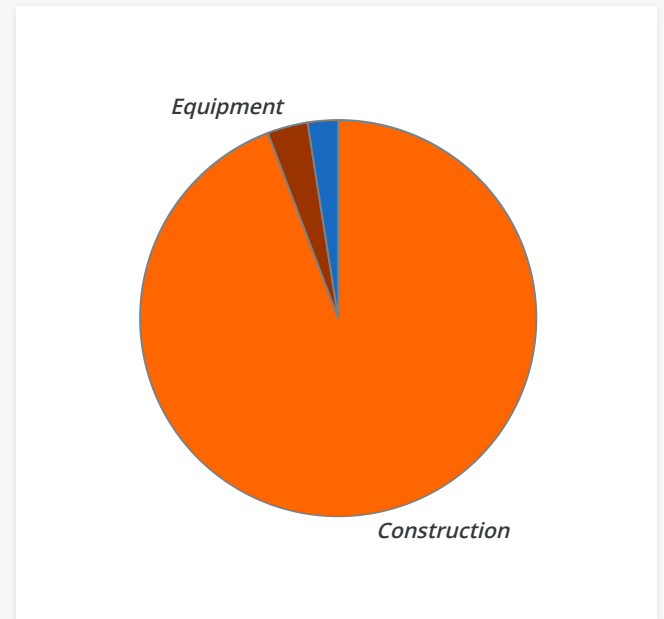
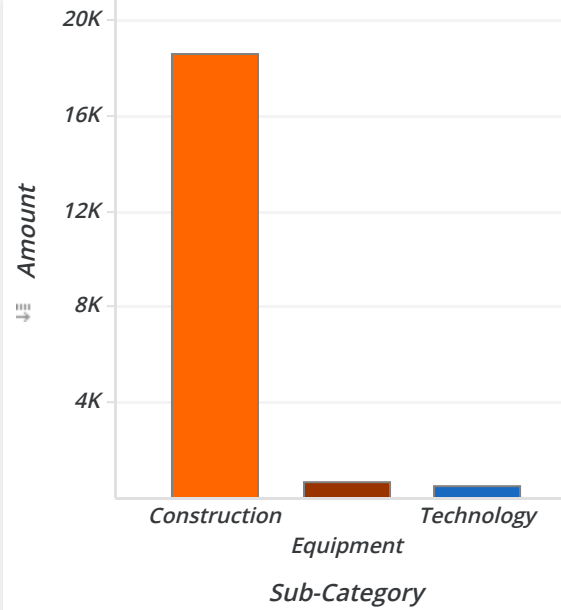


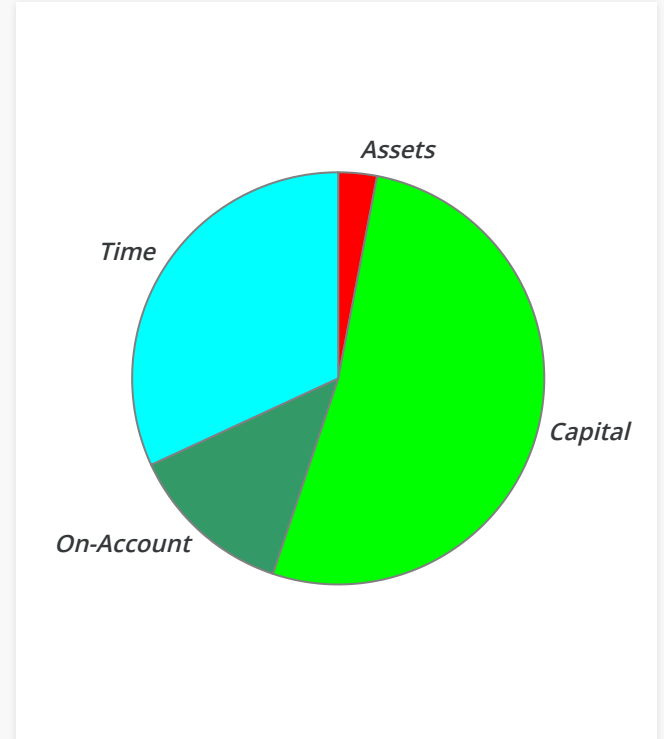
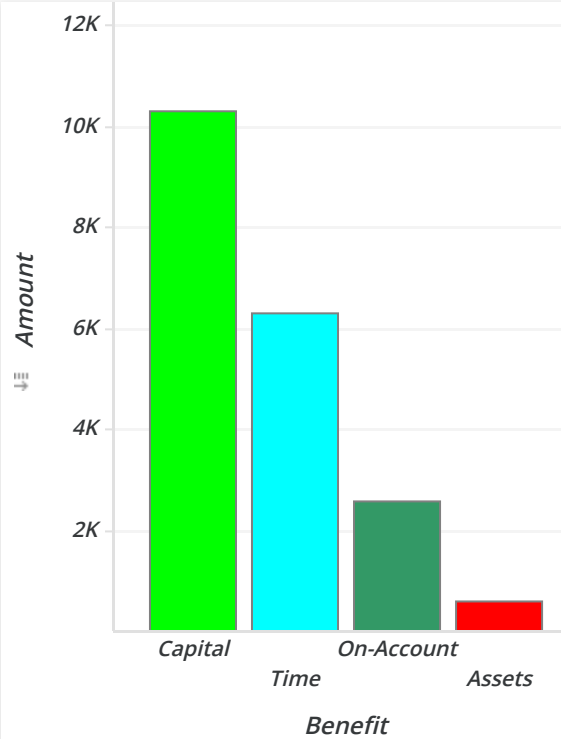
### Annual Services

Sub-Category	Amount	Percent
Construction	\$18,599.38	94.19%
Equipment	\$651.88	3.30%
Technology	\$494.96	2.51%
<b>Total</b>	<b>\$19,746.22</b>	<b>100.00%</b>



### Annual Services

Sub-Category	Benefit	Amount	Percent
Construction	Capital	\$10,249.38	51.91%
	Time	\$5,850.00	29.63%
	On-Account	\$2,500.00	12.66%
Equipment	Assets	\$592.03	3.00%
	On-Account	\$59.85	0.30%
Technology	Time	\$455.00	2.30%
	Capital	\$39.96	0.20%
<b>Total</b>		<b>\$19,746.22</b>	<b>100.00%</b>



## Annual Services (Detail Report) (P.1)

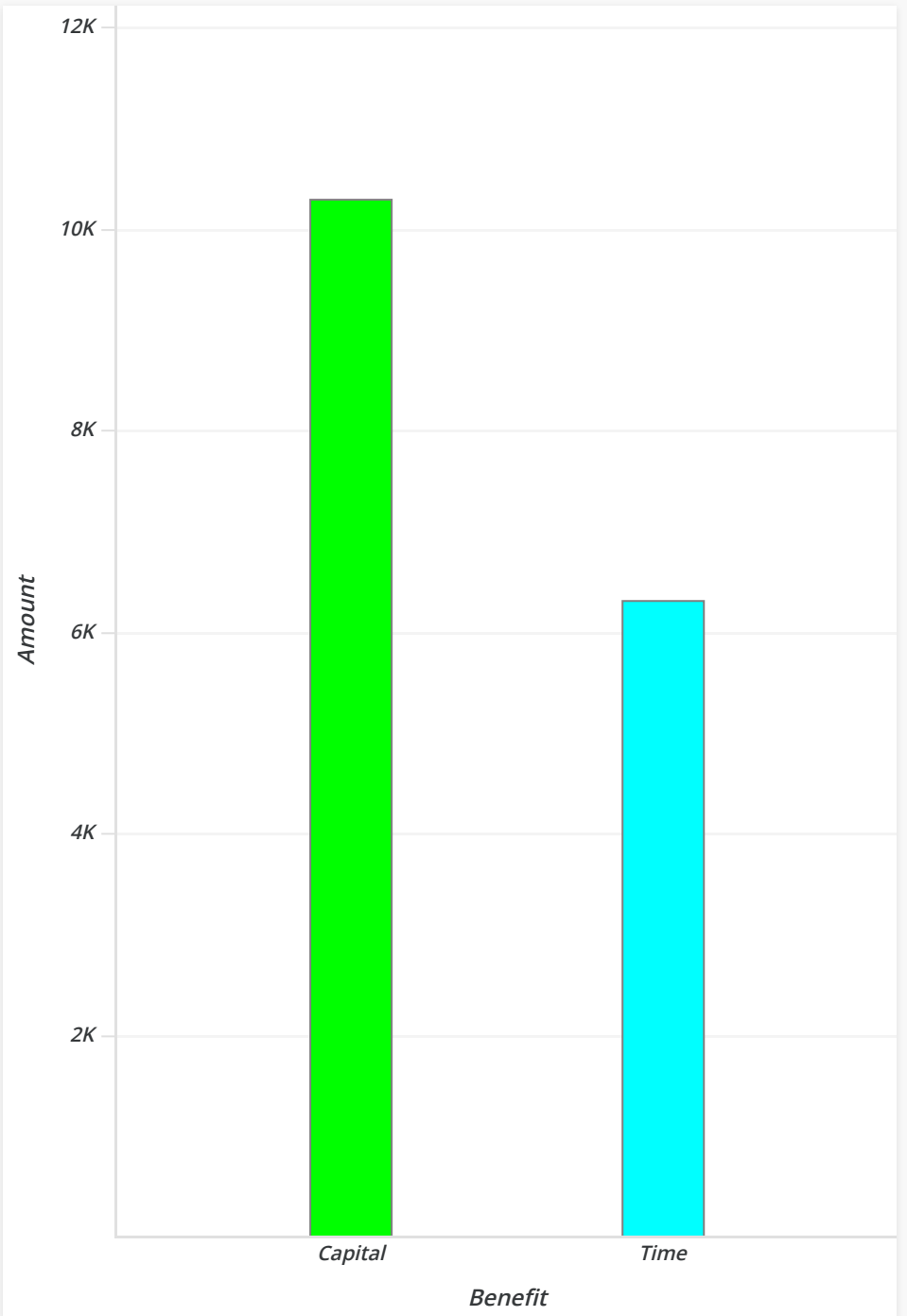
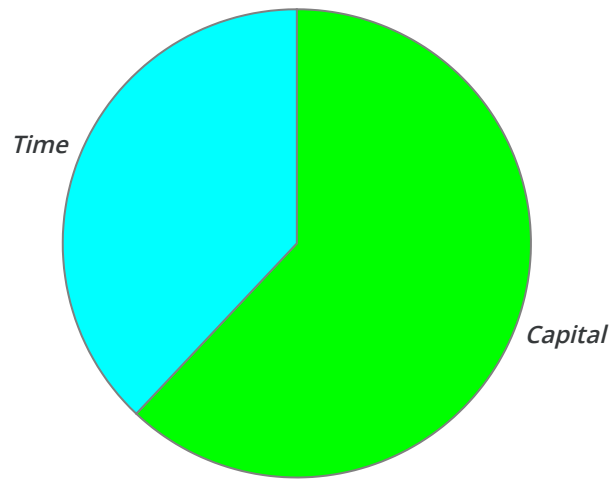
Sub-Category	Benefit	Sub-Activity	Amount	Percent	Vol.	Spon.
Construction	Capital	2021 Total Charitable Goods from LTDC Construction Services	\$109.96	0.59%	1	1
		Project (1): Padre Sergio for Chapel Repair (Completed!)	\$1,309.98	7.04%	1	12
		Project (2): Padre Fernando for Paint Perimeter Wall (Completed!)	\$157.99	0.85%	1	3
		Project (3): Malawi Mission (Ride4Orphans) (In-Progerss!)	\$1,019.11	5.48%	1	5
		Project (4): Padre Fernando to build Chapel Sagrado Corazón de Jesús (In-Progerss!)	\$4,451.04	23.93%	1	17
		Project (5): Padre Fernando to install tile floor at the Inmaculada Niña parish. (Completed!)	\$2,318.99	12.47%	1	6
		Project (6): Our Lady of Mercy: Gina Ardis' rerquest to help elder Gene. (Completed!)	\$46.32	0.25%	1	3
		Project (7): Padre Fernando's exte-rior tile floor at the Inmaculada Niña parish. (Completed!)	\$835.99	4.49%	1	18
		Project (8): Padre Fernando's Const. Storage/Priest-Room at Inmaculada Niña (Raising Funds!)	\$0.00	0.00%	1	0
		<b>Total</b>		<b>\$10,249.38</b>	<b>55.11%</b>	<b>9</b>
On-Account		2021 (On-Account) LTDC Construction Services Fundraise Balance (After Allocation):	\$2,500.00	13.44%	0	3
		<b>Total</b>	<b>\$2,500.00</b>	<b>13.44%</b>	<b>0</b>	<b>3</b>
Time		2021 Total Charitable Hours from LTDC Construction Services: 292.5 hrs.	\$5,850.00	31.45%	11	0
		<b>Total</b>	<b>\$5,850.00</b>	<b>31.45%</b>	<b>11</b>	<b>0</b>
<b>Total</b>			<b>\$18,599.38</b>	<b>100.00%</b>	<b>20</b>	<b>68</b>

## Annual Services (Detail Report) (P.2)

Sub-Category	Benefit	Sub-Activity	Amount	Percent	Vol.	Spon.
Equipment	Assets	12", 6", 4" Finisher's Knifes	\$29.85	2.60%	0	0
		Construction Boots	\$30.74	2.68%	0	0
		HUSKY 12 IN 1 CK-LD Ratch Screwdriver	\$13.88	1.21%	0	0
		HUSKY 2000 LM Portable Led Worklight	\$27.81	2.42%	0	0
		Husky Junior Tube Cutter 5/8"	\$11.53	1.01%	0	0
		RYOBI 22 Pieces Titanium Drill Bit Kit	\$16.02	1.40%	0	0
		RYOBI 6 Pack Tool Set	\$212.93	18.57%	0	0
		RYOBI Airstrike Nailer 18G	\$105.93	9.24%	0	0
		RYOBI Angler Grinder	\$48.14	4.20%	0	0
		RYOBI Impact Set 70 Pieces	\$21.37	1.86%	0	0
		RYOBI Jig Saw	\$73.83	6.44%	0	0
		<b>Total</b>	<b>\$592.03</b>	<b>51.62%</b>	<b>0</b>	<b>0</b>
		On-Account		2021 (On-Account) Balance Remaining to Use for Equipment & Tools	\$59.85	5.22%
<b>Total</b>	<b>\$59.85</b>			<b>5.22%</b>	<b>0</b>	<b>1</b>
<b>Total</b>			<b>\$651.88</b>	<b>56.84%</b>	<b>0</b>	<b>1</b>
Technology	Capital	2021 Total of Technology Donated from LTDC Construction Services	\$39.96	3.48%	1	1
		<b>Total</b>	<b>\$39.96</b>	<b>3.48%</b>	<b>1</b>	<b>1</b>
	Time	2021 Total Charitable Technology Hours from LTDC Construction Services: 13 hrs.	\$455.00	39.67%	1	1
		<b>Total</b>	<b>\$455.00</b>	<b>39.67%</b>	<b>1</b>	<b>1</b>
<b>Total</b>			<b>\$494.96</b>	<b>43.16%</b>	<b>2</b>	<b>2</b>

### Capital Vs Time Donated in Projects

Benefit	Sub-Category	Amount	Percent	Volunt.	Spons.
Capital	Construction	\$10,249.38	61.76%	9	65
	Technology	\$39.96	0.24%	1	1
	<b>Total</b>	<b>\$10,289.34</b>	<b>62.01%</b>	<b>10</b>	<b>66</b>
Time	Construction	\$5,850.00	35.25%	11	0
	Technology	\$455.00	2.74%	1	1
	<b>Total</b>	<b>\$6,305.00</b>	<b>37.99%</b>	<b>12</b>	<b>1</b>
<b>Total</b>		<b>\$16,594.34</b>	<b>100.00%</b>	<b>22</b>	<b>67</b>

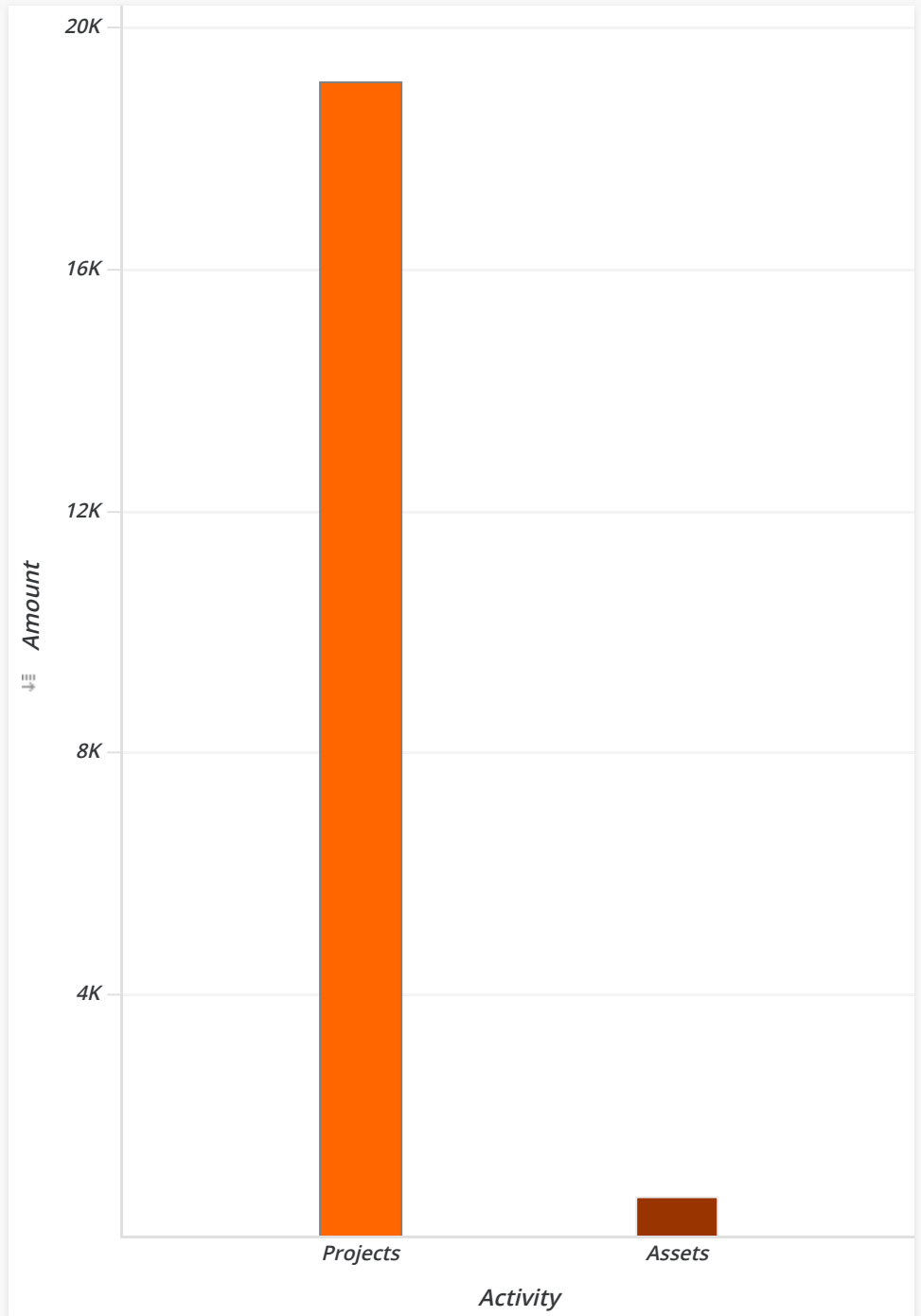
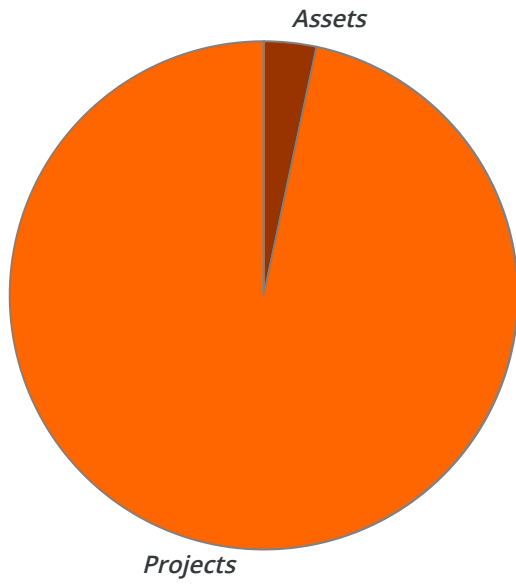


### Capital Vs Time Donated in Proyects (Detail Report)

Benefit	Activity	Sub-Activity	Amount	Percent	Vol.	Spon.
Time	Projects	2021 Total Charitable Hours from LTDC Construction Services: 292.5 hrs.	\$5,850.00	35.25%	11	0
		2021 Total Charitable Technology Hours from LTDC Construction Services: 13 hrs.	\$455.00	2.74%	1	1
	<b>Total</b>		<b>\$6,305.00</b>	<b>37.99%</b>	<b>12</b>	<b>1</b>
Capital	Projects	2021 Total Charitable Goods from LTDC Construction Services	\$109.96	0.66%	1	1
		2021 Total of Technology Donated from LTDC Construction Services	\$39.96	0.24%	1	1
		Project (1): Padre Sergio for Chapel Repair (Completed!)	\$1,309.98	7.89%	1	12
		Project (2): Padre Fernando for Paint Perimeter Wall (Completed!)	\$157.99	0.95%	1	3
		Project (3): Malawi Mission (Ride4Orphans) (In-Progerss!)	\$1,019.11	6.14%	1	5
		Project (4): Padre Fernando to build Chapel Sagrado Corazón de Jesús (In-Progerss!)	\$4,451.04	26.82%	1	17
		Project (5): Padre Fernando to install tile floor at the Inmaculada Niña parish. (Completed!)	\$2,318.99	13.97%	1	6
		Project (6): Our Lady of Mercy: Gina Ardis' rerquest to help elder Gene. (Completed!)	\$46.32	0.28%	1	3
		Project (7): Padre Fernando's exte-rior tile floor at the Inmaculada Niña parish. (Completed!)	\$835.99	5.04%	1	18
Project (8): Padre Fernando's Const. Storage/Priest-Room at Inmaculada Niña (Raising Funds!)	\$0.00	0.00%	1	0		
<b>Total</b>		<b>\$10,289.34</b>	<b>62.01%</b>	<b>10</b>	<b>66</b>	
<b>Total</b>		<b>\$16,594.34</b>	<b>100.00%</b>	<b>22</b>	<b>67</b>	

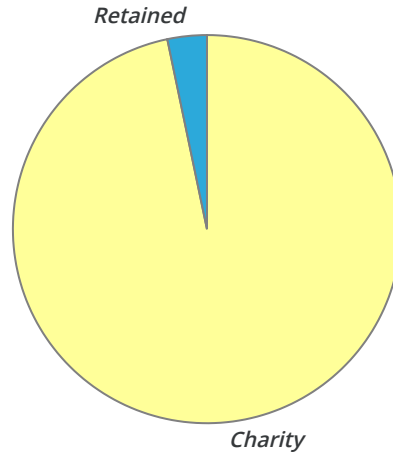
### Projects Vs Assets

Activity	Sub-Category	Amount	Percent	Volunt.	Spons.
Projects	Construction	\$16,099.38	93.68%	20	65
	Technology	\$494.96	2.88%	2	2
	<b>Total</b>	<b>\$16,594.34</b>	<b>96.56%</b>	<b>22</b>	<b>67</b>
Assets	Equipment	\$592.03	3.44%	0	0
	<b>Total</b>	<b>\$592.03</b>	<b>3.44%</b>	<b>0</b>	<b>0</b>
<b>Total</b>		<b>\$17,186.37</b>	<b>100.00%</b>	<b>22</b>	<b>67</b>



### Charity Vs. Other Allocations

Allocation	Amount	Percent
Charity	\$19,094	96.70%
Retained	\$652	3.30%
<b>Total</b>	<b>\$19,746</b>	<b>100.00%</b>



### Charity Vs. Other Allocations (Detail Report)

Allocation	Sub-Category	Activity	Benefit	Group	Amount	Percent	Vol.	Spon.
Charity	Construction	Projects	Capital	Club Owned	\$10,249	51.91%	9	65
			Time	Club Owned	\$5,850	29.63%	11	0
			On-Account	Club Owned	\$2,500	12.66%	0	3
		<b>Total</b>			<b>\$18,599</b>	<b>94.19%</b>	<b>20</b>	<b>68</b>
	Technology	Projects	Time	Club Owned	\$455	2.30%	1	1
			Capital	Club Owned	\$40	0.20%	1	1
<b>Total</b>				<b>\$495</b>	<b>2.51%</b>	<b>2</b>	<b>2</b>	
<b>Total</b>				<b>\$19,094</b>	<b>96.70%</b>	<b>22</b>	<b>70</b>	
Retained	Equipment	Assets	Assets	Club Owned	\$592	3.00%	0	0
			On-Account	Club Owned	\$60	0.30%	0	1
			<b>Total</b>		<b>\$652</b>	<b>3.30%</b>	<b>0</b>	<b>1</b>
<b>Total</b>				<b>\$652</b>	<b>3.30%</b>	<b>0</b>	<b>1</b>	

