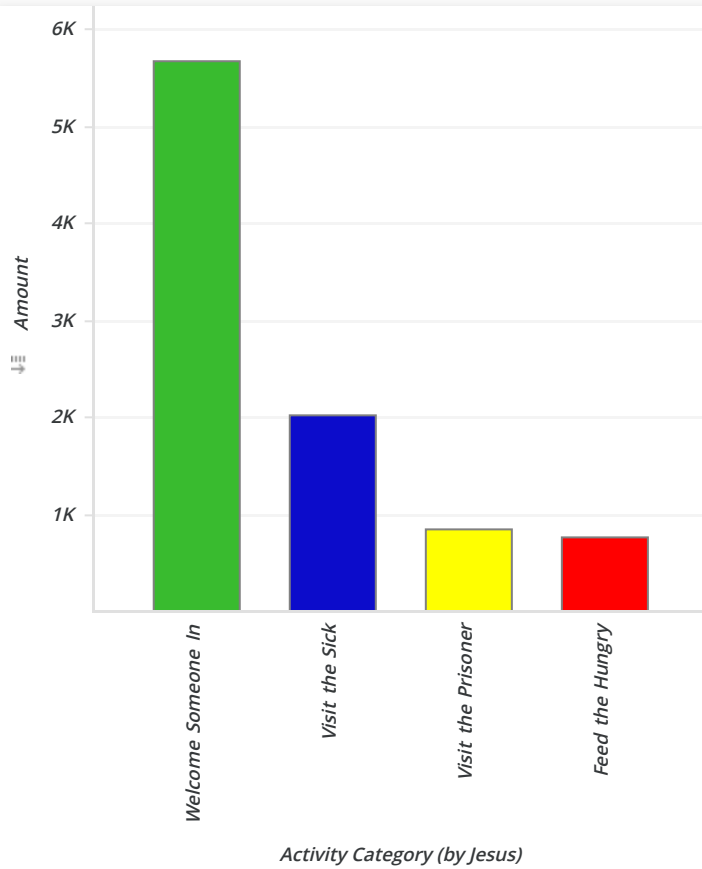


### Jesus' Categories - Mt. 25:35-36

Jesus' Categories	Amount	Percent
Welcome Someone In	\$5,676.36	61.01%
Visit the Sick	\$2,016.22	21.67%
Visit the Prisoner	\$848.99	9.13%
Feed the Hungry	\$762.39	8.19%
<b>Total</b>	<b>\$9,303.95</b>	<b>100.00%</b>



### Jesus' Categories - Matthew 25:35-36 (Detail Report) (P.1)

Category	Activity	Sub-Category	Type	Group	Amount	Percent	Cyc.	Run.	Walk.	Vol.	Spn.
Welcome Someone In	CityHouse 5K River Run	Homeless	Events	3rd. Party	\$121.86	1.58%	0	3	0	1	0
	LTDC Christmas & E-o-Y	Marketing	Trainings	Club Owned	\$61.50	0.80%	0	0	0	0	0
		Poverty	Trainings	Club Owned	\$65.00	0.84%	2	0	4	0	1
	LTDC for Child-in-Poverty	Marketing	Events	Club Owned	\$31.04	0.40%	0	0	0	0	0
		Poverty	Events	Club Owned	\$1,078.96	14.03%	6	3	11	2	23
			Programs	Club Owned	\$3,038.00	39.49%	4	0	3	0	4
	LTDC to Bless-the-Club	Other	Programs	Club Owned	\$40.00	0.52%	4	0	14	2	0
	LTDC to Welcome-Some-In	Other	Programs	Club Owned	\$685.00	8.90%	0	0	0	0	4
	Ride 4 Orphans	Orphans	Events	3rd. Party	\$555.00	7.21%	7	1	0	2	4
<b>Total</b>					<b>\$5,676.36</b>	<b>73.79%</b>	<b>23</b>	<b>7</b>	<b>32</b>	<b>7</b>	<b>36</b>
Visit the Sick	Great Cycle Challenge	Cancer	Challenges	3rd. Party	\$56.23	0.73%	3	1	0	0	1
	LTDC Christmas & E-o-Y	Marketing	Trainings	Club Owned	\$0.75	0.01%	0	0	0	0	0
	LTDC to Visit-the-Sick	Cancer	Programs	Club Owned	\$75.25	0.98%	0	0	0	0	0
		Marketing	Events	Club Owned	\$41.94	0.55%	0	0	0	0	0
		Neuromusc., Burn	Events	Club Owned	\$346.00	4.50%	4	1	4	2	6
	Tour de Broward	MS, Cancer, Heart	Events	3rd. Party	\$238.90	3.11%	2	4	8	5	0
	Tour de Cure	Diabetes	Events	3rd. Party	\$180.00	2.34%	4	3	6	3	0
	Tour de St. Jude	Cancer	Events	3rd. Party	\$1,077.15	14.00%	17	1	8	4	6
	<b>Total</b>					<b>\$2,016.22</b>	<b>26.21%</b>	<b>30</b>	<b>10</b>	<b>26</b>	<b>14</b>

<i>Charity</i>	<i>Marketing</i>	<i>Food</i>	<i>Transportation</i>	<i>Transaction Fees</i>	<b><i>TOTAL</i></b>
\$8,824.71	\$63.74	\$127.40	\$265.34	\$22.76	<b>\$9,303.95</b>

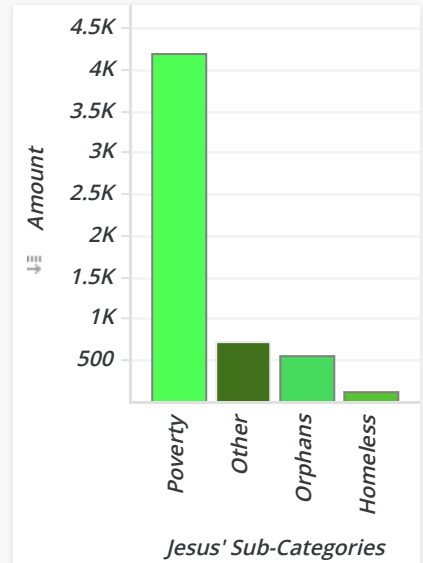
### Jesus' Categories - Matthew 25:35-36 (Detail Report) (P.2)

Category	Activity	Sub-Category	Type	Group	Amount	Percent	Cyc.	Run.	Walk.	Vol.	Spn.
Visit the Prisoner	LTDC Christmas & E-o-Y	Marketing	Trainings	Club Owned	\$0.75	0.05%	0	0	0	0	0
	LTDC to Visit-the-Prisoner	Marketing	Challenges	Club Owned	\$339.18	21.05%	0	0	0	0	0
		Prisoner	Challenges	Club Owned	\$426.62	26.48%	7	0	7	3	4
			Programs	Club Owned	\$82.44	5.12%	0	0	0	2	0
<b>Total</b>					<b>\$848.99</b>	<b>52.69%</b>	<b>7</b>	<b>0</b>	<b>7</b>	<b>5</b>	<b>4</b>
Feed the Hungry	LTDC Christmas & E-o-Y	Marketing	Trainings	Club Owned	\$0.75	0.05%	0	0	0	0	0
	LTDC to Feed-the-Hungry	Malnutrition	Events	Club Owned	\$500.00	31.03%	2	0	0	4	12
			Programs	Club Owned	\$258.30	16.03%	0	0	0	6	6
		Marketing	Events	Club Owned	\$3.34	0.21%	0	0	0	0	0
			Programs	Club Owned	\$0.00	0.00%	0	0	0	0	0
<b>Total</b>					<b>\$762.39</b>	<b>47.31%</b>	<b>2</b>	<b>0</b>	<b>0</b>	<b>10</b>	<b>18</b>

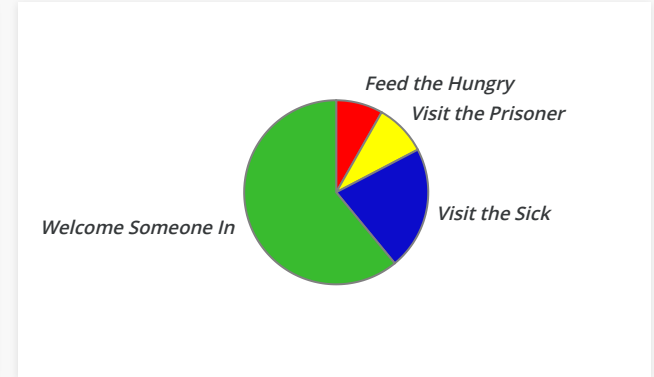
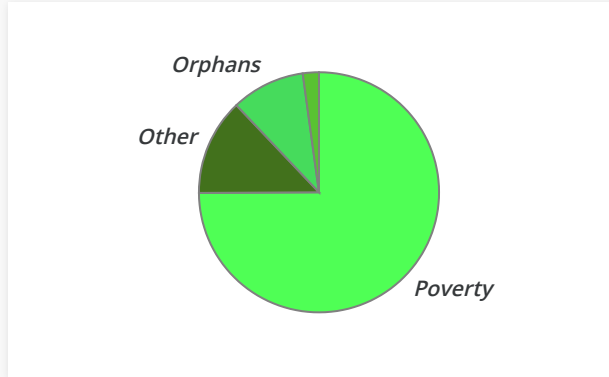
<i>Charity</i>	<i>Marketing</i>	<i>Food</i>	<i>Transportation</i>	<i>Transaction Fees</i>	<b><i>TOTAL</i></b>
\$8,824.71	\$63.74	\$127.40	\$265.34	\$22.76	<b>\$9,303.95</b>

### Welcome Someone In - P.1 (Jesus' Category) - Matthew 25:35-36 (Detail Report)

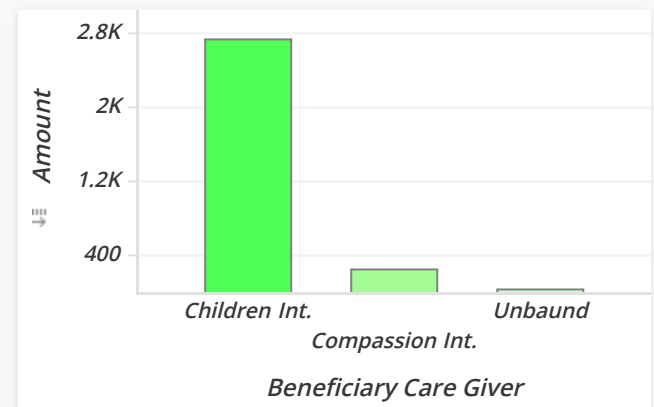
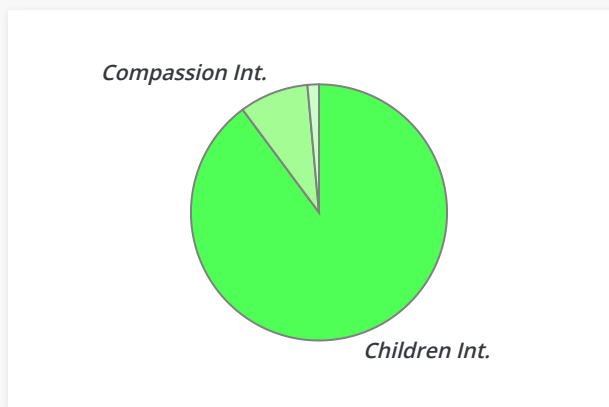
Category	SubCat.	Activity	Type	Amount	Percent	Cycl.	Run.	Walk.	Vol.	Spon.
Welcome Someone In	Homeles	CityHouse 5K River Run	Events	\$121.86	2.18%	0	3	0	1	0
	Orphans	Ride 4 Orphans	Events	\$555.00	9.94%	7	1	0	2	4
	Other	LTDC to Welcome-Some-In	Programs	\$685.00	12.27%	0	0	0	0	4
		LTDC to Bless-the-Club	Programs	\$40.00	0.72%	4	0	14	2	0
	Poverty	LTDC for Child-in-Poverty	Programs	\$3,038.00	54.41%	4	0	3	0	4
			Events	\$1,078.96	19.32%	6	3	11	2	23
	LTDC Christmas & E-o-Y	Trainings	\$65.00	1.16%	2	0	4	0	1	
<b>Total</b>				<b>\$5,583.82</b>	<b>100.00%</b>	<b>23</b>	<b>7</b>	<b>32</b>	<b>7</b>	<b>36</b>



SubCategory	Amount	Percent
Poverty	\$4,181.96	74.89%
Other	\$725.00	12.98%
Orphans	\$555.00	9.94%
Homeless	\$121.86	2.18%
<b>Total</b>	<b>\$5,583.82</b>	<b>100.00%</b>



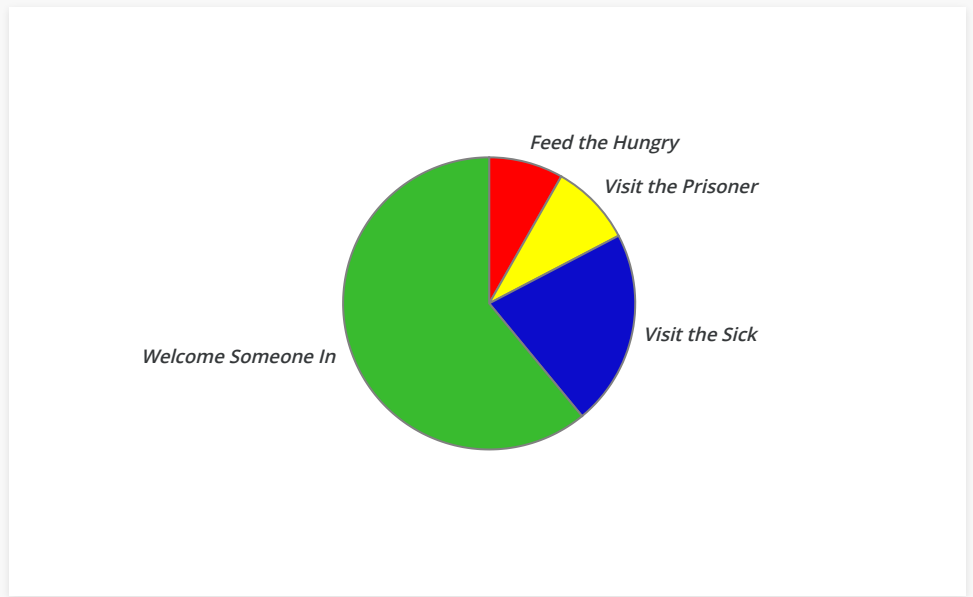
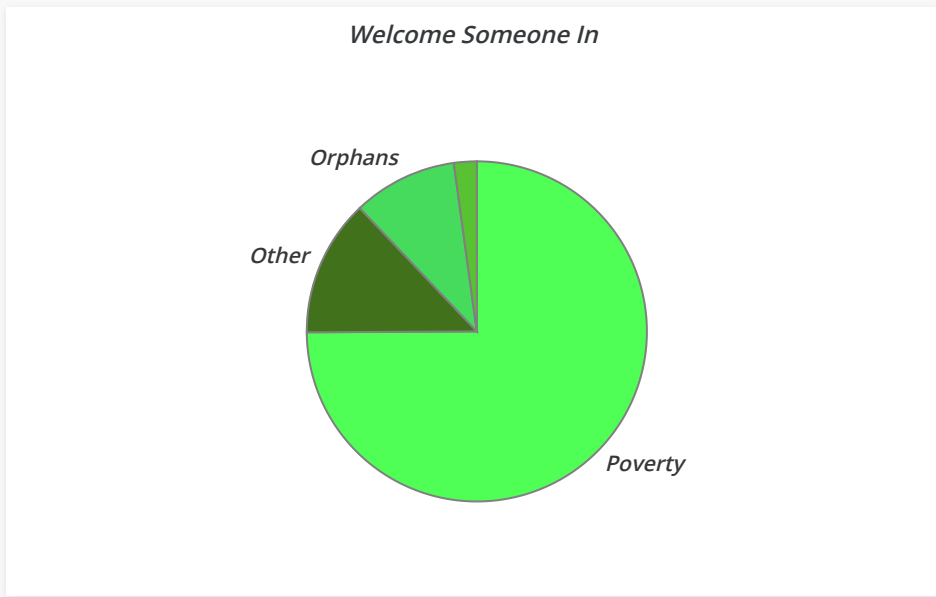
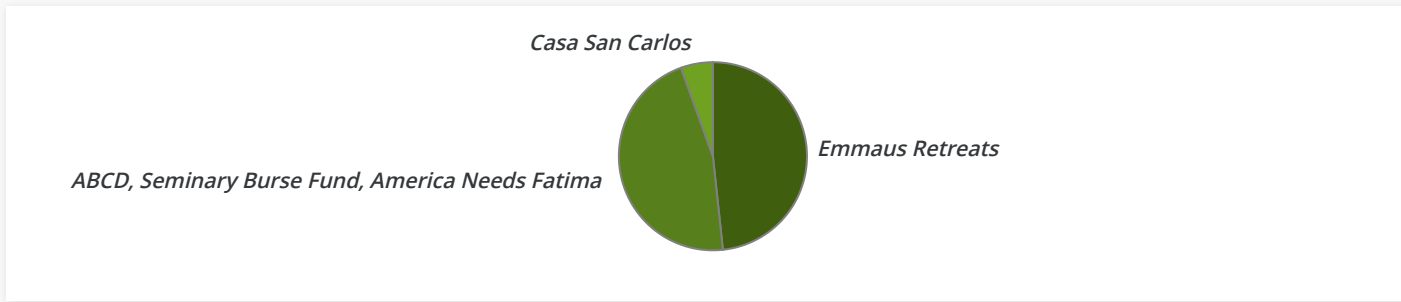
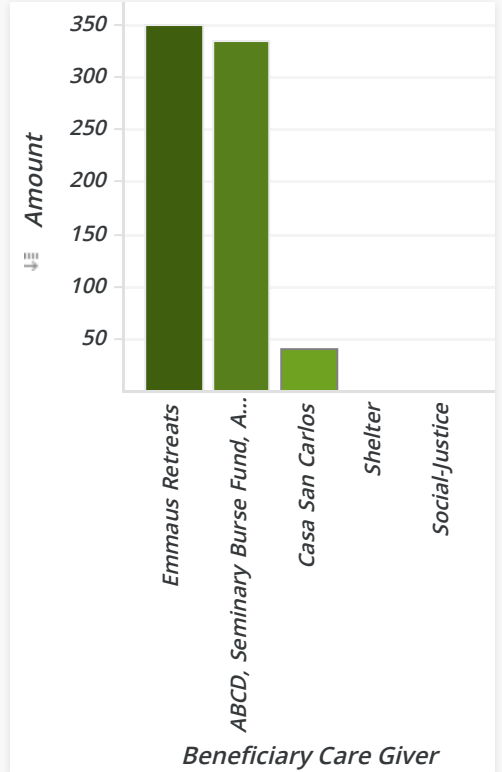
SubCat.	Care Giver	Amount	Percent
Poverty	Children Int.	\$2,728.00	89.80%
	Compassion Int.	\$265.00	8.72%
	Unbaund	\$45.00	1.48%
	<b>Total</b>	<b>\$3,038.00</b>	<b>100.00%</b>



SubCat.	On-Account	Amount
Poverty	On Acct. - Patrons (Mo. Remain)	\$300.00
	On Acct. - Patrons (Prepaid)	\$60.00
<b>Total</b>		<b>\$360.00</b>

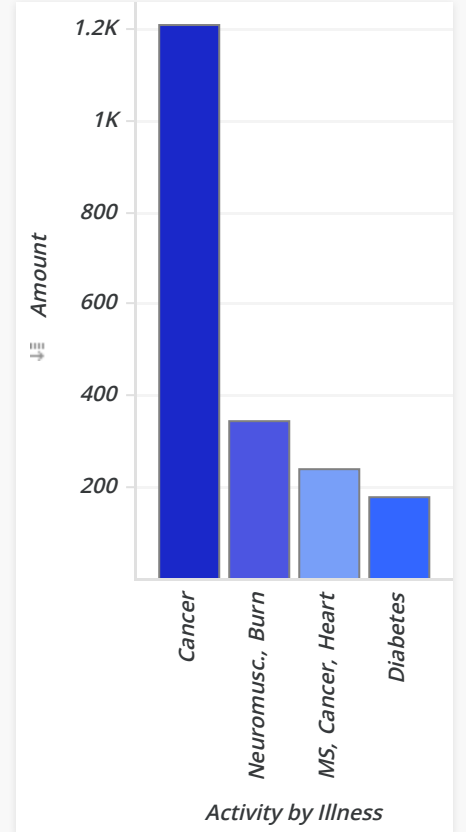
### Welcome Someone In - P.2 - Other Programs - (Detail Report)

Category	SubCat.	Beneficiary Care Giver	Sub-Activity	Amount	Percent	Spon.	Vol.
Welcome Someone In	Other	ABCD, Seminary Burse Fund, America Needs Fatima	Donative Prog.	\$335.00	46.21%	1	0
		Casa San Carlos	LTDC to Bless-the-Club	\$40.00	5.52%	0	2
		Emmaus Retreats	Donative Prog.	\$350.00	48.28%	1	0
		Shelter	Donative Prog.	\$0.00	0.00%	1	0
		Social-Justice	Donative Prog.	\$0.00	0.00%	1	0
<b>Total</b>				<b>\$725.00</b>	<b>100.00%</b>	<b>4</b>	<b>2</b>

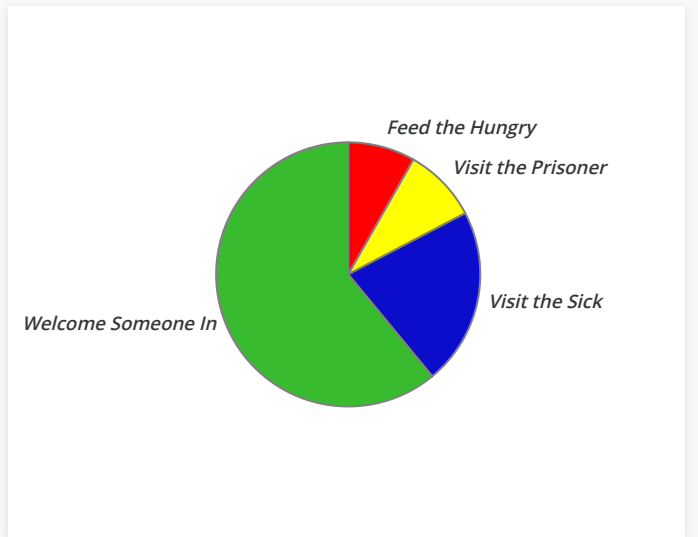
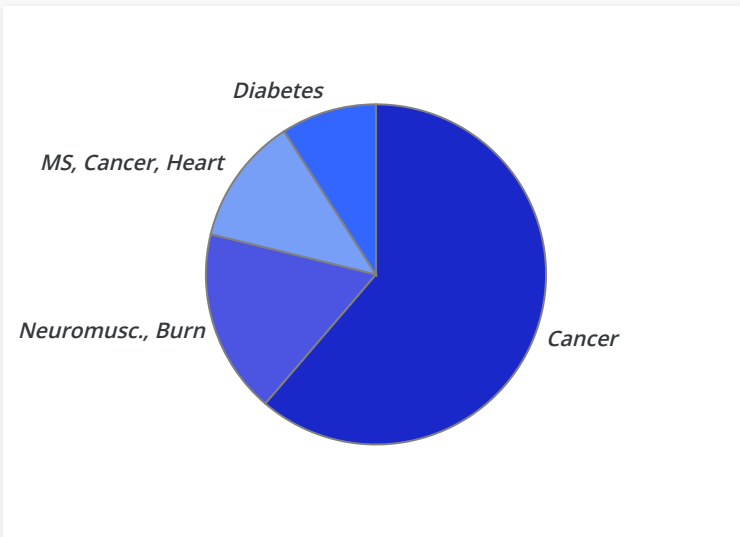


### Visit the Sick - Part 1 (Jesus' Category by Illness) - Matthew 25:35-36 (Detail Rep...

Category	Sub-Category	Activity	Type	Group	Amount	Percent	Cyc.	Run.	Walk.	Vol.	Spn.
Visit the Sick	Cancer	Great Cycle Challenge	Challenges	3rd. Party	\$56.23	2.85%	3	1	0	0	1
		LTDC to Visit-the-Sick	Programs	Club Owned	\$75.25	3.81%	0	0	0	0	0
	Tour de St. Jude	Events	3rd. Party	\$1,077.15	54.58%	17	1	8	4	6	
	<b>Total</b>				<b>\$1,208.63</b>	<b>61.24%</b>	<b>20</b>	<b>2</b>	<b>8</b>	<b>4</b>	<b>7</b>
Neuromusc., Burn	LTDC to Visit-the-Sick	Events	Club Owned	\$346.00	17.53%	4	1	4	2	6	
	<b>Total</b>				<b>\$346.00</b>	<b>17.53%</b>	<b>4</b>	<b>1</b>	<b>4</b>	<b>2</b>	<b>6</b>
MS, Cancer, Heart	Tour de Broward	Events	3rd. Party	\$238.90	12.11%	2	4	8	5	0	
	<b>Total</b>				<b>\$238.90</b>	<b>12.11%</b>	<b>2</b>	<b>4</b>	<b>8</b>	<b>5</b>	<b>0</b>
Diabetes	Tour de Cure	Events	3rd. Party	\$180.00	9.12%	4	3	6	3	0	
	<b>Total</b>				<b>\$180.00</b>	<b>9.12%</b>	<b>4</b>	<b>3</b>	<b>6</b>	<b>3</b>	<b>0</b>



Illness	Amount	Percent
Cancer	\$1,208.63	61.24%
Neuromusc. Burn	\$346.00	17.53%
MS, Cancer, Heart	\$238.90	12.11%
Diabetes	\$180.00	9.12%
<b>Total</b>	<b>\$1,973.53</b>	<b>100.00%</b>

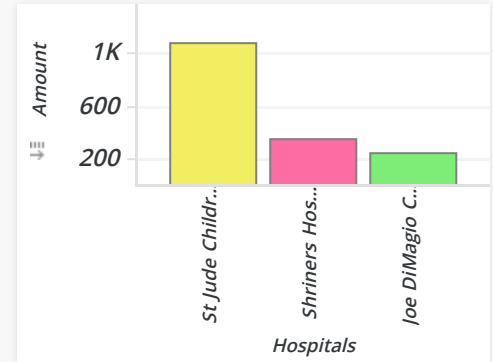
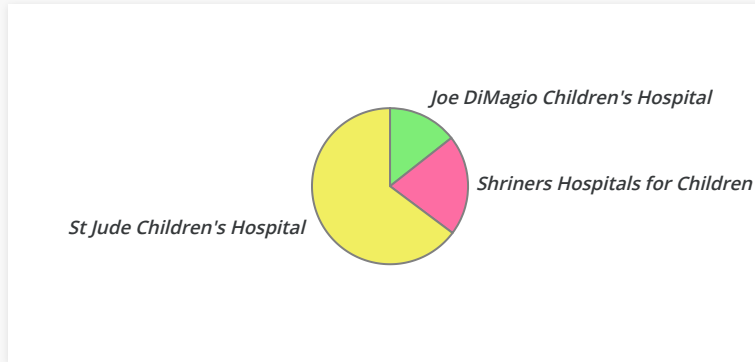


### Visit the Sick - Part 2 (Jesus' Category by Hospitals) - Matthew 25:35-36 (Detail Report)

Hospitals	Activity	Type	Group	Sub-Category	Amount	Percent	Cyclists	Runners	Walkers	Vol.	Spn.
St Jude Children's Hospital	Tour de St. Jude	Events	3rd. Party	Cancer	\$1,077.15	64.81%	17	1	8	4	6
Shriners Hospitals for Children	LTDC to Visit-the-Sick	Events	Club Owned	Neuromusc., Burn	\$346.00	20.82%	4	1	4	2	6
Joe DiMagio Children's Hospital	Tour de Broward	Events	3rd. Party	MS, Cancer, Heart	\$238.90	14.37%	2	4	8	5	0
<b>Total</b>					<b>\$1,662.05</b>	<b>100.00%</b>	<b>23</b>	<b>6</b>	<b>20</b>	<b>11</b>	<b>12</b>

#### Visit the Sick (by Hospitals)

Hospitals	Amount	Percent
St Jude Children's Hospital	\$1,077.15	64.81%
Shriners Hospitals for Children	\$346.00	20.82%
Joe DiMagio Children's Hospital	\$238.90	14.37%
<b>Total</b>	<b>\$1,662.05</b>	<b>100.00%</b>

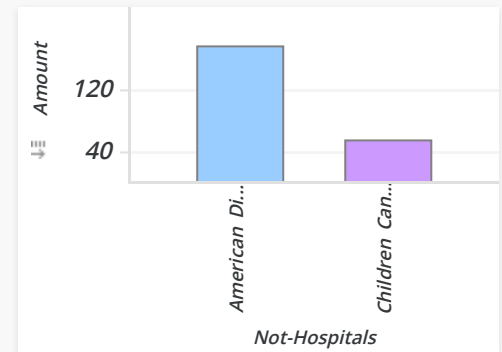
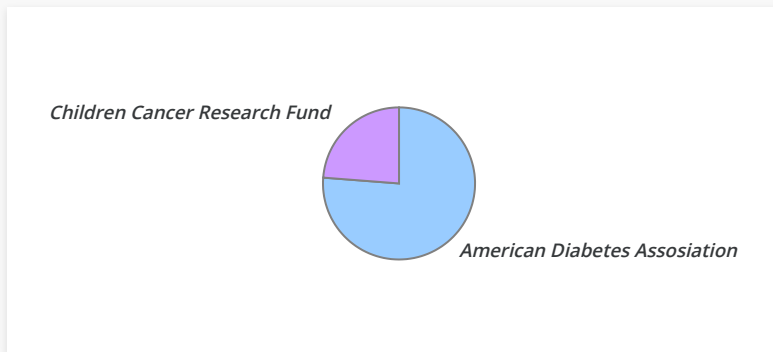


### Visit the Sick - Part 3 (Jesus' Category by Non-Hospitals) - Matthew 25:35-36 (Detail Report)

Not-Hospitals	Activity	Type	Group	Sub-Category	Amount	Percent	Cyclists	Runners	Walkers	Vol.	Spn.
American Diabetes Assosiation	Tour de Cure	Events	3rd. Party	Diabetes	\$180.00	76.20%	4	3	6	3	0
Children Cancer Research Fund	Great Cycle Challenge	Challenges	3rd. Party	Cancer	\$56.23	23.80%	3	1	0	0	1
<b>Total</b>					<b>\$236.23</b>	<b>100.00%</b>	<b>7</b>	<b>4</b>	<b>6</b>	<b>3</b>	<b>1</b>

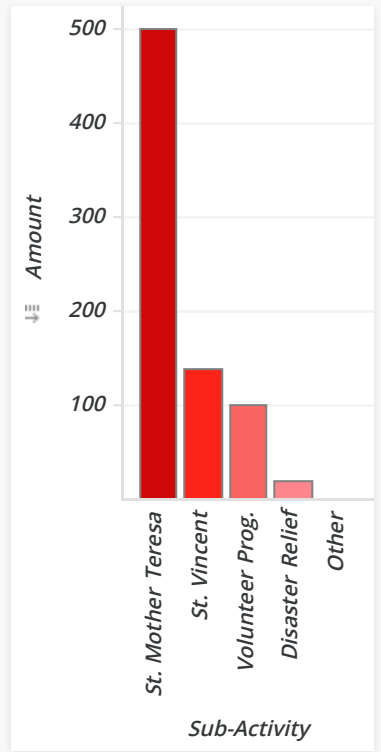
#### Visit the Sick (Non-Hospitals)

Not-Hospitals	Amount	Percent
American Diabetes Assosiation	\$180.00	76.20%
Children Cancer Research Fund	\$56.23	23.80%
<b>Total</b>	<b>\$236.23</b>	<b>100.00%</b>

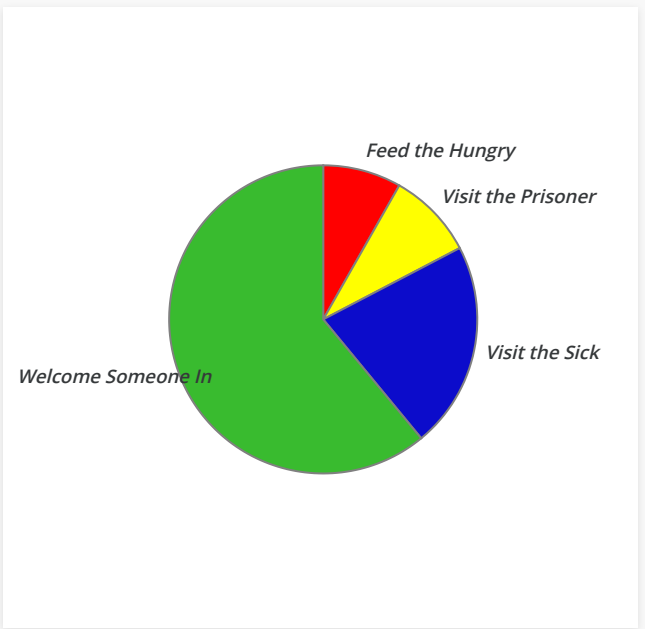
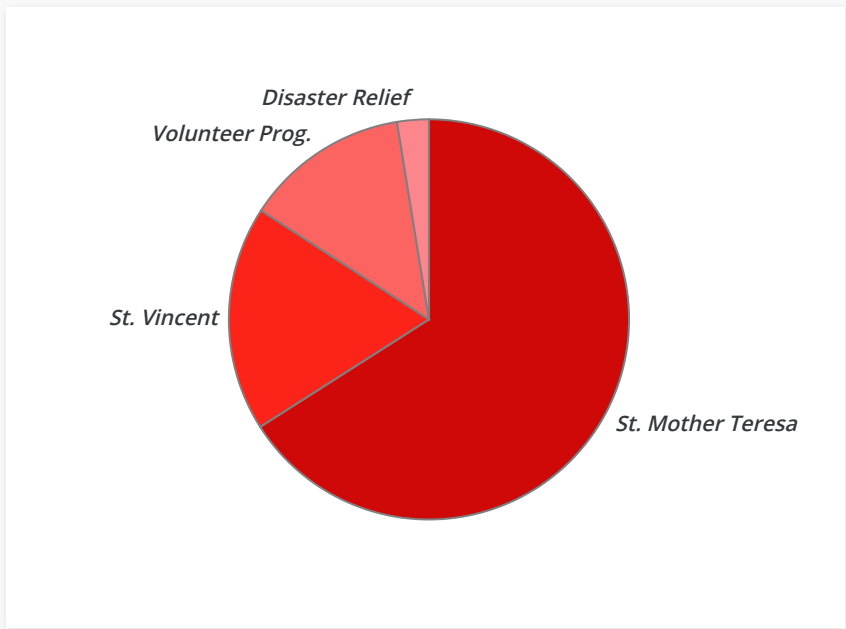


### Feed the Hungry (Jesus' Category) - Matthew 25:35-36 (Detail Report)

Category	Sub-Category	Activity	Sub-Activity	Type	Group	Amount	Percent	Cyc.	Run.	Walk.	Vol.	Spn.
Feed the Hungry	Malnutrition	LTDC to Feed-the-Hungry	St. Mother Teresa	Events	Club Owned	\$500.00	65.94%	2	0	0	4	12
			St. Vincent	Programs	Club Owned	\$138.00	18.20%	0	0	0	6	0
			Volunteer Prog.	Programs	Club Owned	\$100.65	13.27%	0	0	0	0	6
			Disaster Relief	Programs	Club Owned	\$19.65	2.59%	0	0	0	0	0
			Other	Programs	Club Owned	\$0.00	0.00%	0	0	0	0	0
<b>Total</b>						<b>\$758.30</b>	<b>100.00%</b>	<b>2</b>	<b>0</b>	<b>0</b>	<b>10</b>	<b>18</b>



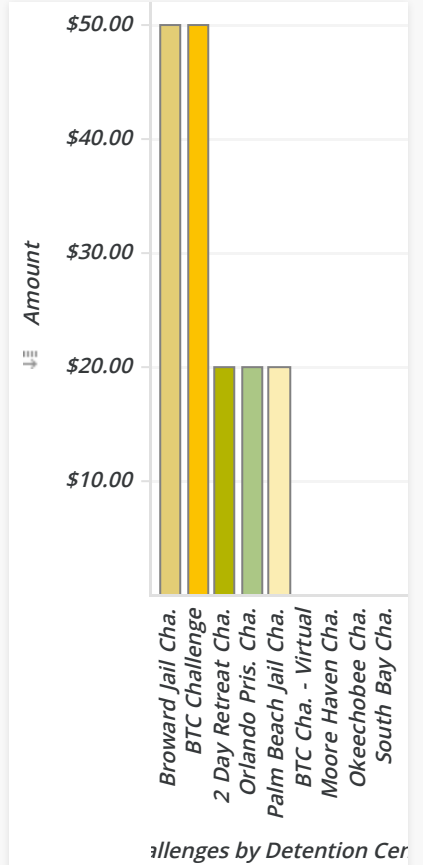
Sub-Activity	Amount	Percent
St. Mother Teresa	\$500.00	65.94%
St. Vincent	\$138.00	18.20%
Volunteer Prog.	\$100.65	13.27%
Disaster Relief	\$19.65	2.59%
Other	\$0.00	0.00%
<b>Total</b>	<b>\$758.30</b>	<b>100.00%</b>





### Visit the Prisoner - P.1 (Jesus' Category) - Matthew 25:35-36 (Detail Report)

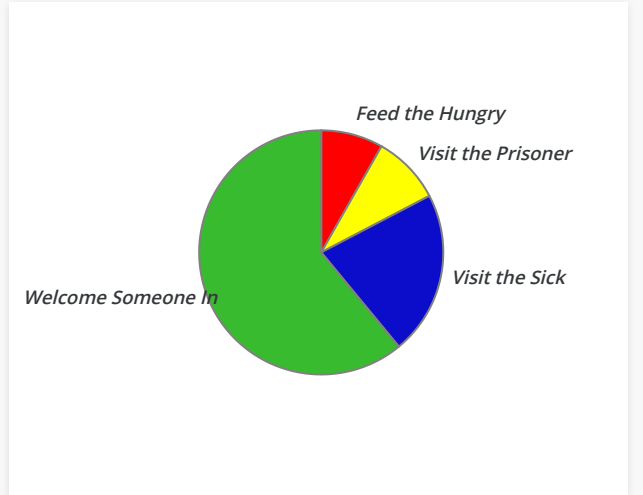
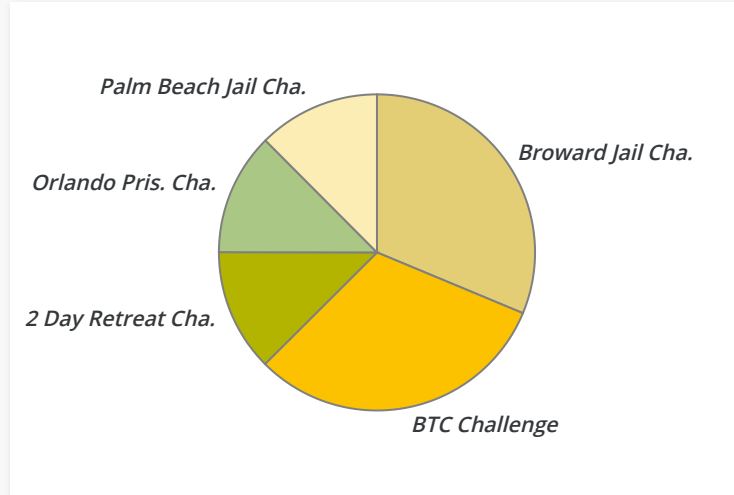
Category	Sub-Cat.	Activity	Sub-Activity	Group	Raised	Percent	Cyc.	Run.	Walk.	Vol.	Spn.
Visit the Prisoner	Prisoner	LTDC to Visit-the-Prisoner	Broward Jail Cha.	Club Owned	\$50.00	31.25%	3	0	0	0	0
			BTC Challenge	Club Owned	\$50.00	31.25%	0	0	4	0	0
			2 Day Retreat Cha.	Club Owned	\$20.00	12.50%	1	0	0	0	0
			Orlando Pris. Cha.	Club Owned	\$20.00	12.50%	2	0	0	0	0
			Palm Beach Jail Cha.	Club Owned	\$20.00	12.50%	1	0	0	0	0
			BTC Cha. - Virtual	Club Owned	\$0.00	0.00%	0	0	3	0	0
			Moore Haven Cha.	Club Owned	\$0.00	0.00%	0	0	0	0	0
			Okeechobee Cha.	Club Owned	\$0.00	0.00%	0	0	0	0	0
			South Bay Cha.	Club Owned	\$0.00	0.00%	0	0	0	0	0
<b>Total</b>					<b>\$160.00</b>	<b>100.00%</b>	<b>7</b>	<b>0</b>	<b>7</b>	<b>0</b>	<b>0</b>



Sponsors
\$270.00

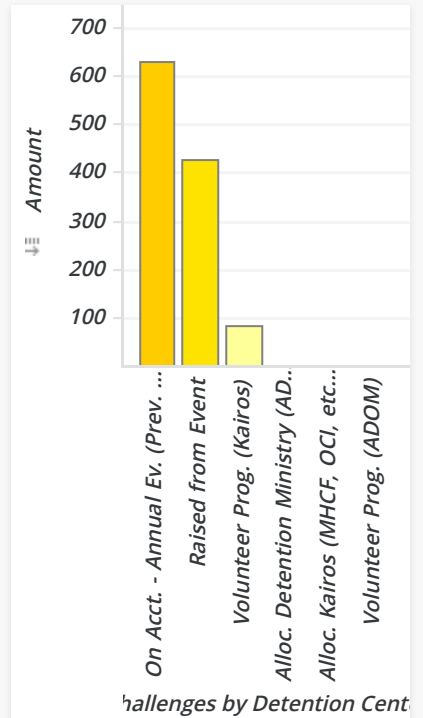
TOTAL
\$430.00

Sub-Activity	Raised	Percent
Broward Jail Cha.	\$50.00	31.25%
BTC Challenge	\$50.00	31.25%
2 Day Retreat Cha.	\$20.00	12.50%
Orlando Pris. Cha.	\$20.00	12.50%
Palm Beach Jail Cha.	\$20.00	12.50%
<b>Total</b>	<b>\$160.00</b>	<b>100.00%</b>



### Visit the Prisoner - P.2 (Jesus' Category by Allocation) - Matthew 25:35-36 (Detail R...

Category	Sub-Cat.	Activity	Type	Sub-Activity	Raised	Percent	Cyc.	Run.	Walk.	Vol.	Spn.
Visit the Prisoner	Prisoner	LTDC to Visit-the-Prisoner	Allocation	On Acct. - Annual Ev. (Prev. Years)	\$630.00	55.31%	0	0	0	0	0
				Raised from Event	\$426.62	37.45%	4	1	0	2	4
				Alloc. Detention Ministry (ADOM)	\$0.00	0.00%	0	0	0	0	0
				Alloc. Kairos (MHCF, OCI, etc.)	\$0.00	0.00%	0	0	0	0	0
			Programs	Volunteer Prog. (Kairos)	\$82.44	7.24%	0	0	0	1	0
				Volunteer Prog. (ADOM)	\$0.00	0.00%	0	0	0	1	0
<b>Total</b>					<b>\$1,139.06</b>	<b>100.00%</b>	<b>4</b>	<b>1</b>	<b>0</b>	<b>4</b>	<b>4</b>



Sub-Activity	Raised	Percent
On Acct. - Annual Ev. (Prev. Years)	\$630.00	55.31%
Raised from Event	\$426.62	37.45%
Volunteer Prog. (Kairos)	\$82.44	7.24%
Volunteer Prog. (ADOM)	\$0.00	0.00%
<b>Total</b>	<b>\$1,139.0</b>	<b>100.00%</b>

