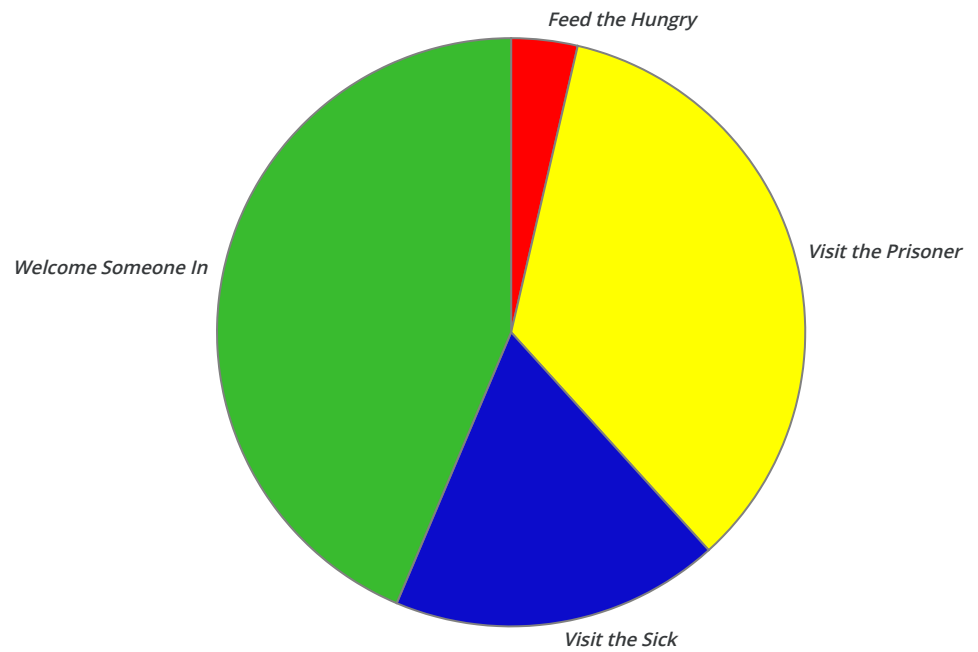
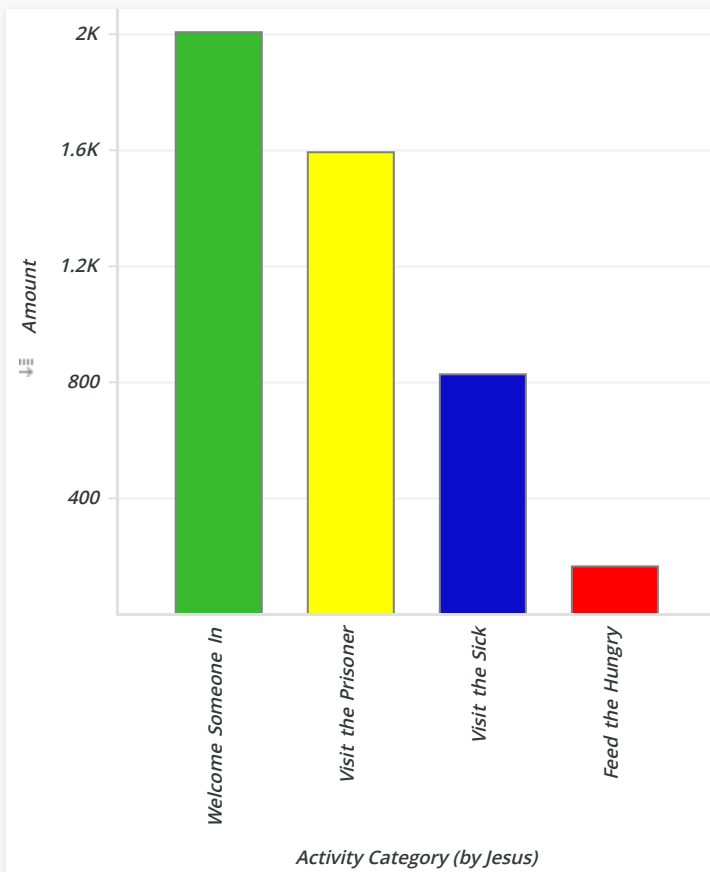


### Jesus' Categories - Mt. 25:35-36

Jesus' Categories	Amount	Percent
Welcome Someone In	\$2,003.60	43.67%
Visit the Prisoner	\$1,590.11	34.66%
Visit the Sick	\$829.03	18.07%
Feed the Hungry	\$165.46	3.61%
<b>Total</b>	<b>\$4,588.20</b>	<b>100.00%</b>



### Jesus' Categories - Matthew 25:35-36 (Detail Report) (P.1)

Category	Activity	Sub-Category	Type	Group	Amount	Percent	Cyc.	Run.	Walk.	Vol.	Spn.
Welcome Someone In	CityHouse 5K River Run	Homeless	Events	3rd. Party	\$0.00	0.00%	0	0	0	8	0
	LTDC Christmas & E-o-Y	Marketing	Trainings	Club Owned	\$0.00	0.00%	0	0	0	0	0
		Poverty	Trainings	Club Owned	\$0.00	0.00%	0	0	0	4	4
	LTDC for Child-in-Poverty	Marketing	Events	Club Owned	\$3.15	0.11%	0	0	0	0	0
		Poverty	Events	Club Owned	\$221.85	7.83%	0	0	0	0	0
			Programs	Club Owned	\$1,372.00	48.44%	4	0	4	0	5
	LTDC to Bless-the-Club	Other	Programs	Club Owned	\$0.00	0.00%	3	2	1	0	7
	LTDC to Welcome-Some-In	Other	Programs	Club Owned	\$30.00	1.06%	0	0	0	0	4
	Ride 4 Orphans	Orphans	Events	3rd. Party	\$376.60	13.30%	0	0	0	0	0
<b>Total</b>					<b>\$2,003.60</b>	<b>70.73%</b>	<b>7</b>	<b>2</b>	<b>5</b>	<b>12</b>	<b>20</b>
Visit the Sick	Great Cycle Challenge	Cancer	Challenges	3rd. Party	\$0.00	0.00%	5	0	0	1	8
	LTDC Christmas & E-o-Y	Marketing	Trainings	Club Owned	\$0.00	0.00%	0	0	0	0	0
	LTDC to Visit-the-Sick	Cancer	Programs	Club Owned	\$75.77	2.67%	0	0	0	0	0
		Marketing	Events	Club Owned	\$0.00	0.00%	0	0	0	0	0
		Neuromusc., Burn	Events	Club Owned	\$0.00	0.00%	0	7	4	0	5
	Tour de Broward	MS, Cancer, Heart	Events	3rd. Party	\$210.00	7.41%	0	0	0	0	0
	Tour de Cure	Diabetes	Events	3rd. Party	\$543.26	19.18%	0	0	0	0	0
	Tour de St. Jude	Cancer	Events	3rd. Party	\$0.00	0.00%	2	0	7	6	0
	<b>Total</b>					<b>\$829.03</b>	<b>29.27%</b>	<b>7</b>	<b>7</b>	<b>11</b>	<b>7</b>

<i>Charity</i>	<i>Marketing</i>	<i>Food</i>	<i>Transportation</i>	<i>Transaction Fees</i>	<b>TOTAL</b>
\$4,585.05	\$0.00	\$0.00	\$0.00	\$3.15	<b>\$4,588.20</b>

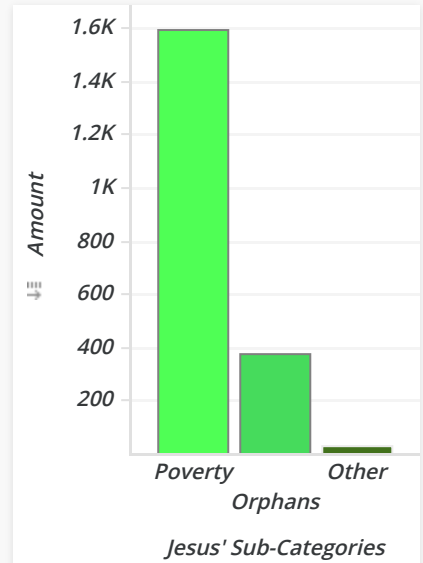
### Jesus' Categories - Matthew 25:35-36 (Detail Report) (P.2)

Category	Activity	Sub-Category	Type	Group	Amount	Percent	Cyc.	Run.	Walk.	Vol.	Spn.
Visit the Prisoner	LTDC Christmas & E-o-Y	Marketing	Trainings	Club Owned	\$0.00	0.00%	0	0	0	0	0
	LTDC to Visit-the-Prisoner	Marketing	Challenges	Club Owned	\$0.00	0.00%	0	0	0	0	0
		Prisoner	Challenges	Club Owned	\$427.05	24.33%	0	0	0	1	1
			Programs	Club Owned	\$1,163.06	66.25%	0	0	0	5	0
<b>Total</b>					<b>\$1,590.11</b>	<b>90.58%</b>	<b>0</b>	<b>0</b>	<b>0</b>	<b>6</b>	<b>1</b>
Feed the Hungry	LTDC Christmas & E-o-Y	Marketing	Trainings	Club Owned	\$0.00	0.00%	0	0	0	0	0
	LTDC to Feed-the-Hungry	Malnutrition	Events	Club Owned	\$0.00	0.00%	0	0	0	0	2
			Programs	Club Owned	\$165.46	9.42%	0	0	0	8	8
		Marketing	Events	Club Owned	\$0.00	0.00%	0	0	0	0	0
			Programs	Club Owned	\$0.00	0.00%	0	0	0	0	0
<b>Total</b>					<b>\$165.46</b>	<b>9.42%</b>	<b>0</b>	<b>0</b>	<b>0</b>	<b>8</b>	<b>10</b>

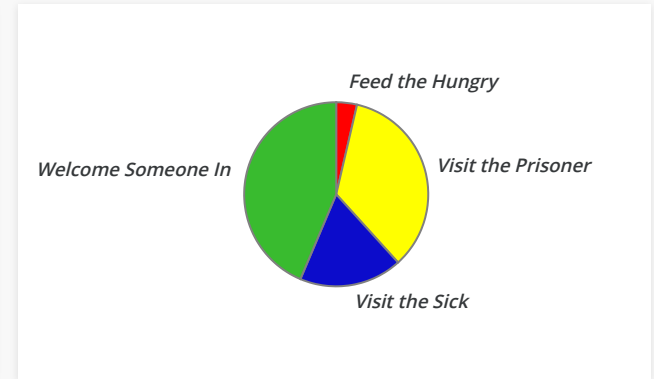
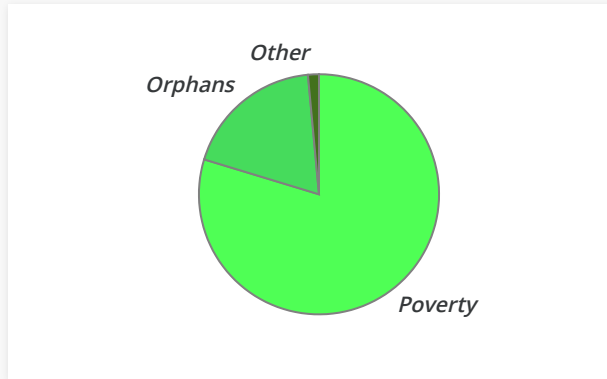
<i>Charity</i>	<i>Marketing</i>	<i>Food</i>	<i>Transportation</i>	<i>Transaction Fees</i>	<b><i>TOTAL</i></b>
\$4,585.05	\$0.00	\$0.00	\$0.00	\$3.15	<b>\$4,588.20</b>

### Welcome Someone In - P.1 (Jesus' Category) - Matthew 25:35-36 (Detail Report)

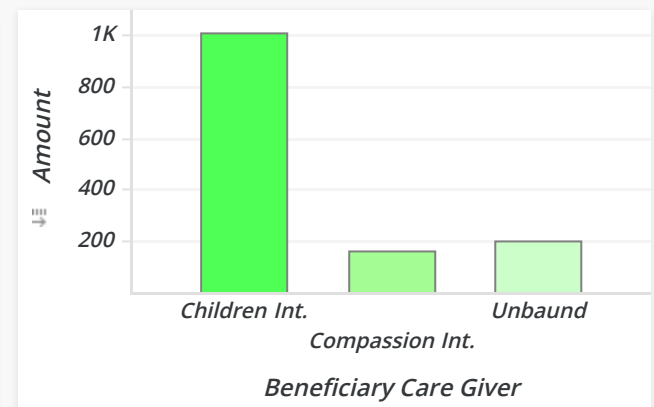
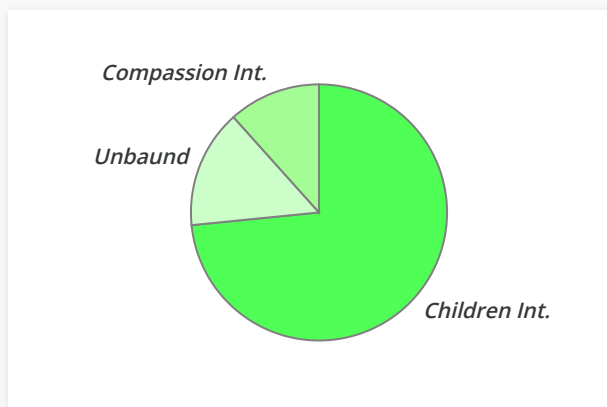
Category	SubCat.	Activity	Type	Amount	Percent	Cycl.	Run.	Walk.	Vol.	Spon.
Welcome Someone In	Orphans	Ride 4 Orphans	Events	\$376.60	18.83%	0	0	0	0	0
	Other	LTDC to Welcome-Some-In	Programs	\$30.00	1.50%	0	0	0	0	4
	Poverty	LTDC for Child-in-Poverty	Programs	\$1,372.00	68.58%	4	0	4	0	5
			Events	\$221.85	11.09%	0	0	0	0	0
<b>Total</b>				<b>\$2,000.45</b>	<b>100.00%</b>	<b>4</b>	<b>0</b>	<b>4</b>	<b>0</b>	<b>9</b>



SubCategory	Amount	Percent
Poverty	\$1,593.85	79.67%
Orphans	\$376.60	18.83%
Other	\$30.00	1.50%
Homeless	\$0.00	0.00%
<b>Total</b>	<b>\$2,000.45</b>	<b>100.00%</b>




SubCat.	Care Giver	Amount	Percent
Poverty	Children Int.	\$1,007.00	73.40%
	Unbaund	\$205.00	14.94%
	Compassion Int.	\$160.00	11.66%
	<b>Total</b>	<b>\$1,372.00</b>	<b>100.00%</b>



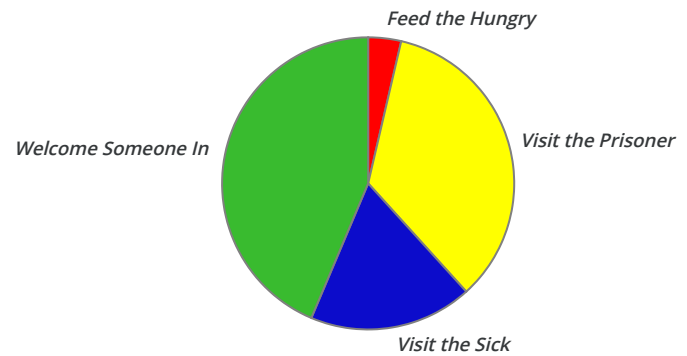
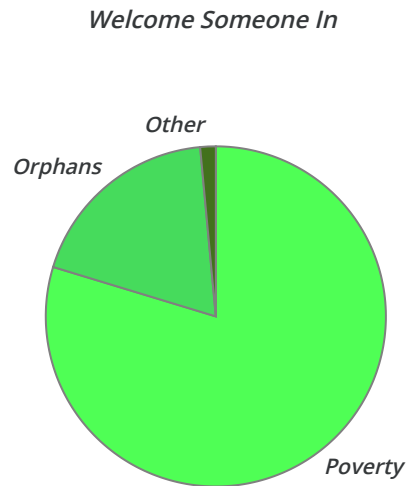
SubCat.	On-Account	Amount
Poverty	On Acct. - Patrons (Mo. Remain)	\$120.00
	On Acct. - Patrons (Prepaid)	\$0.00
	<b>Total</b>	<b>\$120.00</b>

### Welcome Someone In - P.2 - Other Programs - (Detail Report)

Category	SubCat.	Beneficiary Care Giver	Sub-Activity	Amount	Percent	Spon.	Vol.
Welcome Someone In	Other	ABCD, Seminary Burse Fund, America Needs Fatima	Donative Prog.	\$30.00	100.00%	1	0
		Casa San Carlos	LTDC to Bless-the-Club	\$0.00	0.00%	7	0
		Emmaus Retreats	Donative Prog.	\$0.00	0.00%	1	0
		Shelter	Donative Prog.	\$0.00	0.00%	1	0
		Social-Justice	Donative Prog.	\$0.00	0.00%	1	0
<b>Total</b>				<b>\$30.00</b>	<b>100.00%</b>	<b>11</b>	<b>0</b>

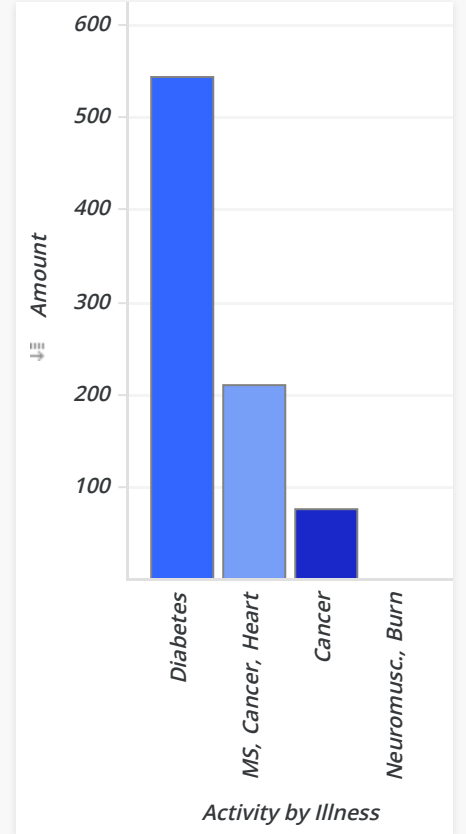


ABCD, Seminary Burse Fund, America Needs Fatima

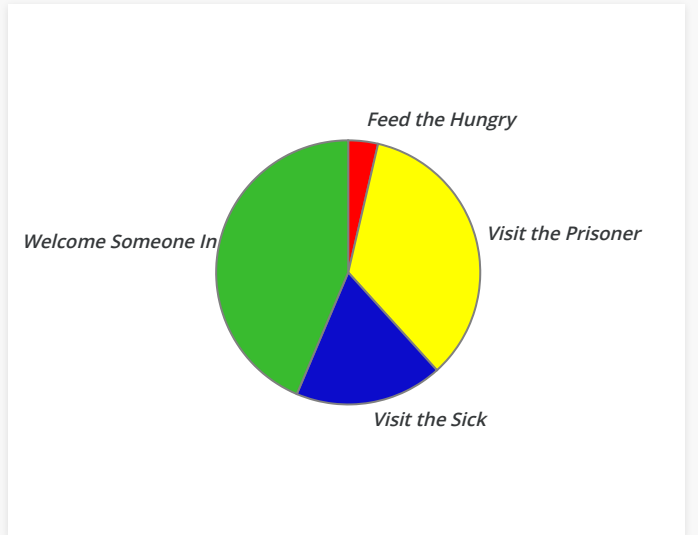
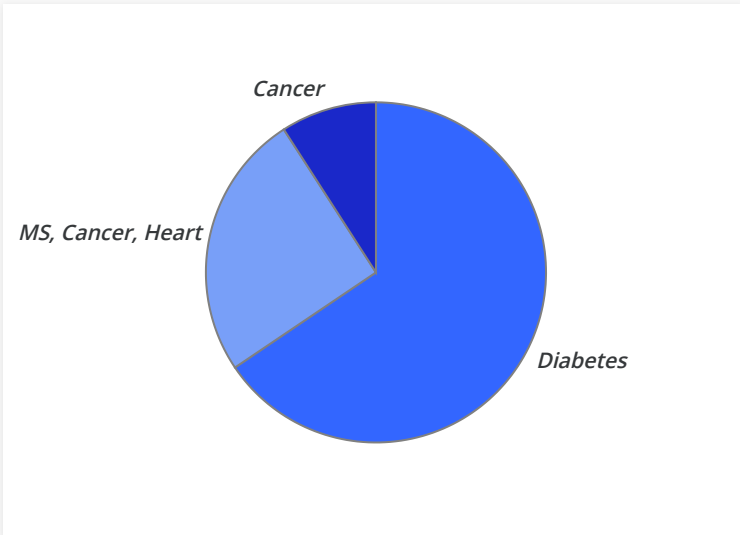


### Visit the Sick - Part 1 (Jesus' Category by Illness) - Matthew 25:35-36 (Detail Rep...

Category	Sub-Category	Activity	Type	Group	Amount	Percent	Cyc.	Run.	Walk.	Vol.	Spn.
Visit the Sick	Diabetes	Tour de Cure	Events	3rd. Party	\$543.26	65.53%	0	0	0	0	0
		<b>Total</b>			<b>\$543.26</b>	<b>65.53%</b>	<b>0</b>	<b>0</b>	<b>0</b>	<b>0</b>	<b>0</b>
	MS, Cancer, Heart	Tour de Broward	Events	3rd. Party	\$210.00	25.33%	0	0	0	0	0
		<b>Total</b>			<b>\$210.00</b>	<b>25.33%</b>	<b>0</b>	<b>0</b>	<b>0</b>	<b>0</b>	<b>0</b>
Cancer		Great Cycle Challenge	Challenges	3rd. Party	\$0.00	0.00%	5	0	0	1	8
		LTDC to Visit-the-Sick	Programs	Club Owned	\$75.77	9.14%	0	0	0	0	0
		Tour de St. Jude	Events	3rd. Party	\$0.00	0.00%	2	0	7	6	0
		<b>Total</b>			<b>\$75.77</b>	<b>9.14%</b>	<b>7</b>	<b>0</b>	<b>7</b>	<b>7</b>	<b>8</b>
Neuromusc., Burn		LTDC to Visit-the-Sick	Events	Club Owned	\$0.00	0.00%	0	7	4	0	5
		<b>Total</b>			<b>\$0.00</b>	<b>0.00%</b>	<b>0</b>	<b>7</b>	<b>4</b>	<b>0</b>	<b>5</b>



Illness	Amount	Percent
Diabetes	\$543.26	65.53%
MS, Cancer, Heart	\$210.00	25.33%
Cancer	\$75.77	9.14%
Neuromusc. Burn	\$0.00	0.00%
<b>Total</b>	<b>\$829.03</b>	<b>100.00%</b>

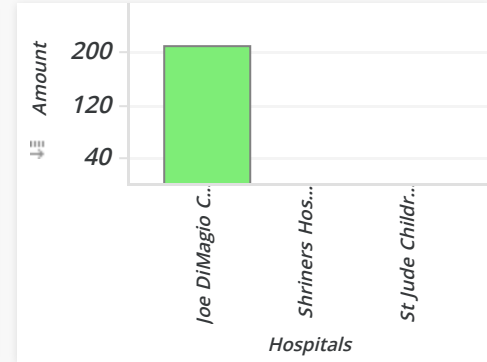



### Visit the Sick - Part 2 (Jesus' Category by Hospitals) - Matthew 25:35-36 (Detail Report)

Hospitals	Activity	Type	Group	Sub-Category	Amount	Percent	Cyclists	Runners	Walkers	Vol.	Spn.
Joe DiMagio Children's Hospital	Tour de Broward	Events	3rd. Party	MS, Cancer, Heart	\$210.00	100.00%	0	0	0	0	0
Shriners Hospitals for Children	LTDC to Visit-the-Sick	Events	Club Owned	Neuromusc., Burn	\$0.00	0.00%	0	7	4	0	5
St Jude Children's Hospital	Tour de St. Jude	Events	3rd. Party	Cancer	\$0.00	0.00%	2	0	7	6	0
<b>Total</b>					<b>\$210.00</b>	<b>100.00%</b>	<b>2</b>	<b>7</b>	<b>11</b>	<b>6</b>	<b>5</b>

#### Visit the Sick (by Hospitals)

Hospitals	Amount	Percent
Joe DiMagio Children's Hospital	\$210.00	100.00%
Shriners Hospitals for Children	\$0.00	0.00%
St Jude Children's Hospital	\$0.00	0.00%
<b>Total</b>	<b>\$210.00</b>	<b>100.00%</b>

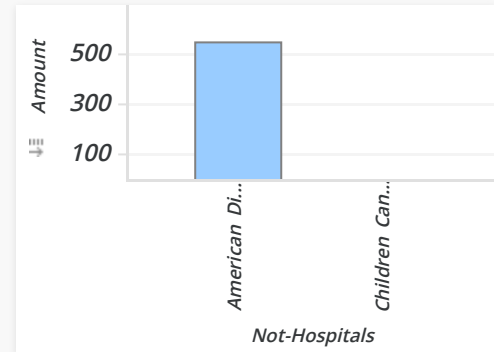
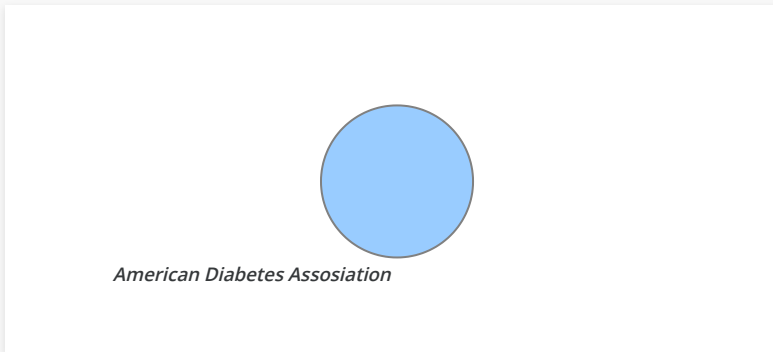


### Visit the Sick - Part 3 (Jesus' Category by Non-Hospitals) - Matthew 25:35-36 (Detail Report)

Not-Hospitals	Activity	Type	Group	Sub-Category	Amount	Percent	Cyclists	Runners	Walkers	Vol.	Spn.
American Diabetes Assosiation	Tour de Cure	Events	3rd. Party	Diabetes	\$543.26	100.00%	0	0	0	0	0
Children Cancer Research Fund	Great Cycle Challenge	Challenges	3rd. Party	Cancer	\$0.00	0.00%	5	0	0	1	8
<b>Total</b>					<b>\$543.26</b>	<b>100.00%</b>	<b>5</b>	<b>0</b>	<b>0</b>	<b>1</b>	<b>8</b>

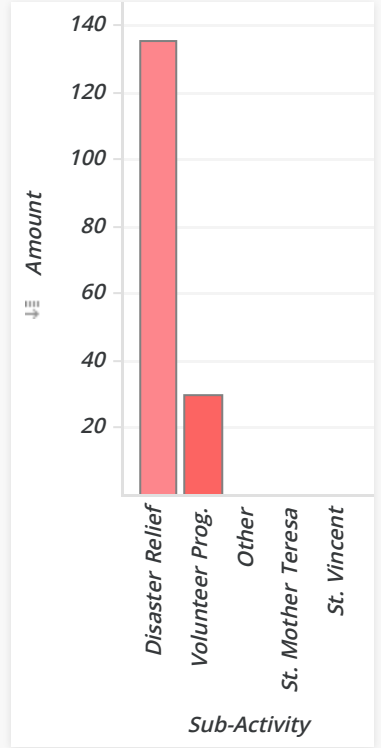
#### Visit the Sick (Non-Hospitals)

Not-Hospitals	Amount	Percent
American Diabetes Assosiation	\$543.26	100.00%
Children Cancer Research Fund	\$0.00	0.00%
<b>Total</b>	<b>\$543.26</b>	<b>100.00%</b>

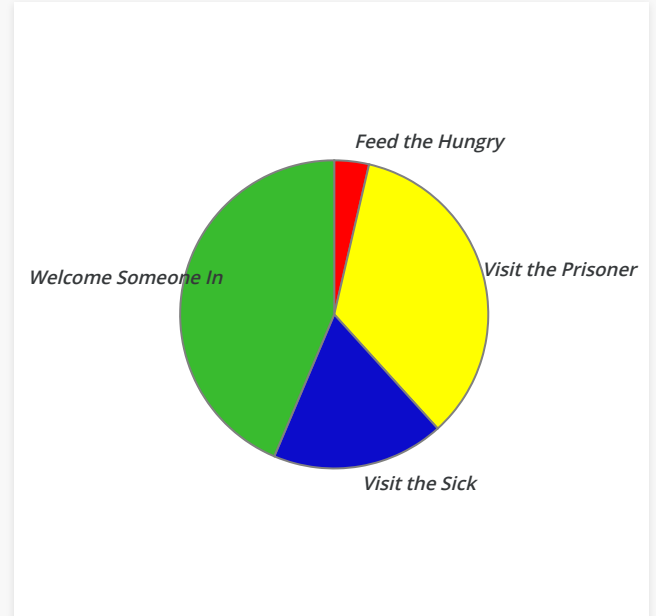
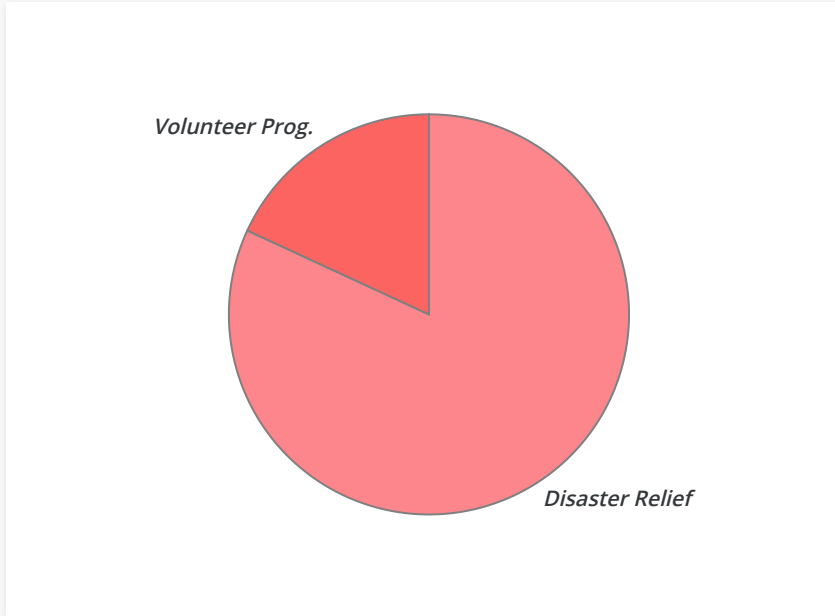


### Feed the Hungry (Jesus' Category) - Matthew 25:35-36 (Detail Report)

Category	Sub-Category	Activity	Sub-Activity	Type	Group	Amount	Percent	Cyc.	Run.	Walk.	Vol.	Spn.
Feed the Hungry	Malnutrition	LTDC to Feed-the-Hungry	Disaster Relief	Programs	Club Owned	\$135.46	81.87%	0	0	0	0	0
			Volunteer Prog.	Programs	Club Owned	\$30.00	18.13%	0	0	0	0	8
			Other	Programs	Club Owned	\$0.00	0.00%	0	0	0	0	0
			St. Mother Teresa	Events	Club Owned	\$0.00	0.00%	0	0	0	0	2
			St. Vincent	Programs	Club Owned	\$0.00	0.00%	0	0	0	8	0
<b>Total</b>						<b>\$165.46</b>	<b>100.00%</b>	<b>0</b>	<b>0</b>	<b>0</b>	<b>8</b>	<b>10</b>



Sub-Activity	Amount	Percent
Disaster Relief	\$135.46	81.87%
Volunteer Prog.	\$30.00	18.13%
Other	\$0.00	0.00%
St. Mother Teresa	\$0.00	0.00%
St. Vincent	\$0.00	0.00%
<b>Total</b>	<b>\$165.46</b>	<b>100.00%</b>





### Visit the Prisoner - P.1 (Jesus' Category) - Matthew 25:35-36 (Detail Report)

Category	Sub-Cat.	Activity	Sub-Activity	Group	Raised	Percent	Cyc.	Run.	Walk.	Vol.	Spn.
Visit the Prisoner	Prisoner	LTDC to Visit-the-Prisoner	2 Day Retreat Cha.	Club Owned	\$0.00		0	0	0	0	0
			Broward Jail Cha.	Club Owned	\$0.00		0	0	0	0	0
			BTC Cha. - Virtual	Club Owned	\$0.00		0	0	0	0	0
			BTC Challenge	Club Owned	\$0.00		0	0	0	0	0
			Moore Haven Cha.	Club Owned	\$0.00		0	0	0	0	0
			Okeechobee Cha.	Club Owned	\$0.00		0	0	0	0	0
			Orlando Pris. Cha.	Club Owned	\$0.00		0	0	0	0	0
			Palm Beach Jail Cha.	Club Owned	\$0.00		0	0	0	0	0
<b>Total</b>					<b>\$0.00</b>		<b>0</b>	<b>0</b>	<b>0</b>	<b>0</b>	<b>0</b>

Amount

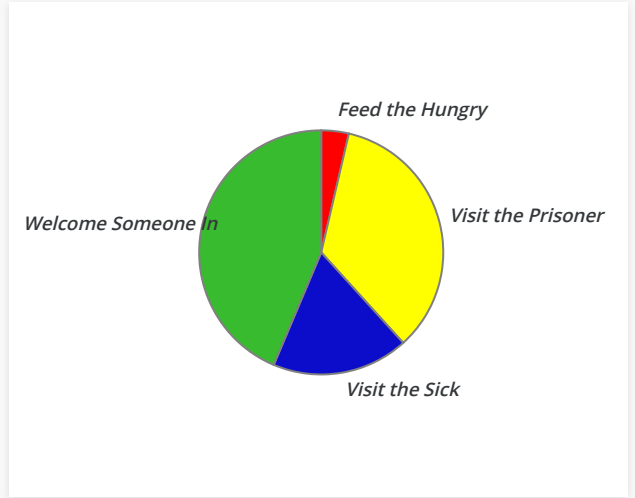
- 2 Day Retreat Cha.
- Broward Jail Cha.
- BTC Cha. - Virtual
- BTC Challenge
- Moore Haven Cha.
- Okeechobee Cha.
- Orlando Pris. Cha.
- Palm Beach Jail Cha.
- South Bay Cha.

Challenges by Detention Center

Sponsors
\$427.05

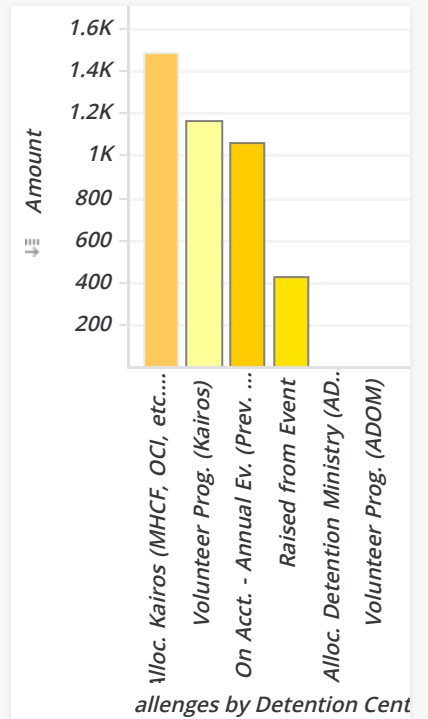
TOTAL
\$427.05

No data returned for this view. This might be because the applied filter excludes all data.



### Visit the Prisoner - P.2 (Jesus' Category by Allocation) - Matthew 25:35-36 (Detail R...

Category	Sub-Cat.	Activity	Type	Sub-Activity	Raised	Percent	Cyc.	Run.	Walk.	Vol.	Spn.
Visit the Prisoner	Prisoner	LTDC to Visit-the-Prisoner	Allocation	Alloc. Kairos (MHCF, OCI, etc.)	\$1,483.67	35.92%	0	0	0	0	0
				On Acct. - Annual Ev. (Prev. Years)	\$1,056.62	25.58%	0	0	0	0	0
				Raised from Event	\$427.05	10.34%	0	0	0	0	2
			Programs	Alloc. Detention Ministry (ADOM)	\$0.00	0.00%	0	0	0	0	0
				Volunteer Prog. (Kairos)	\$1,163.06	28.16%	0	0	0	4	0
				Volunteer Prog. (ADOM)	\$0.00	0.00%	0	0	0	1	0
<b>Total</b>					<b>\$4,130.40</b>	<b>100.00%</b>	<b>0</b>	<b>0</b>	<b>0</b>	<b>5</b>	<b>2</b>



Sub-Activity	Raised	Percent
Volunteer Prog. (Kairos)	\$1,163.0	43.94%
On Acct. - Annual Ev. (Prev. Years)	\$1,056.6	39.92%
Raised from Event	\$427.05	16.14%
Volunteer Prog. (ADOM)	\$0.00	0.00%
<b>Total</b>	<b>\$2,646.7</b>	<b>100.00%</b>

