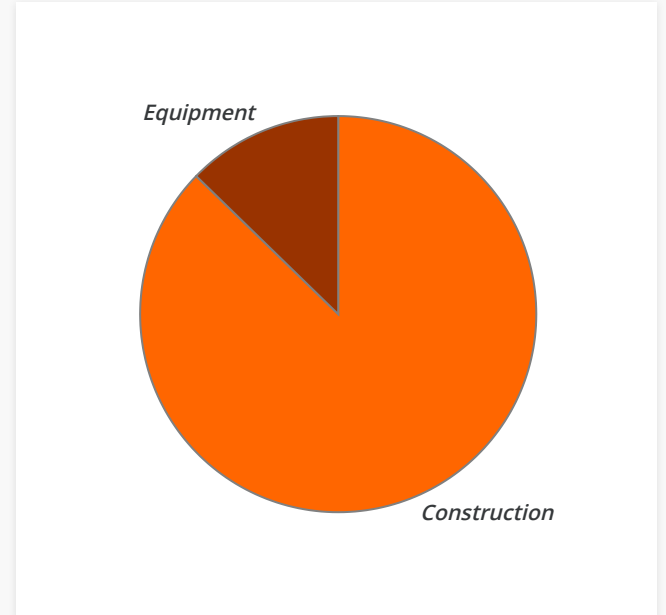
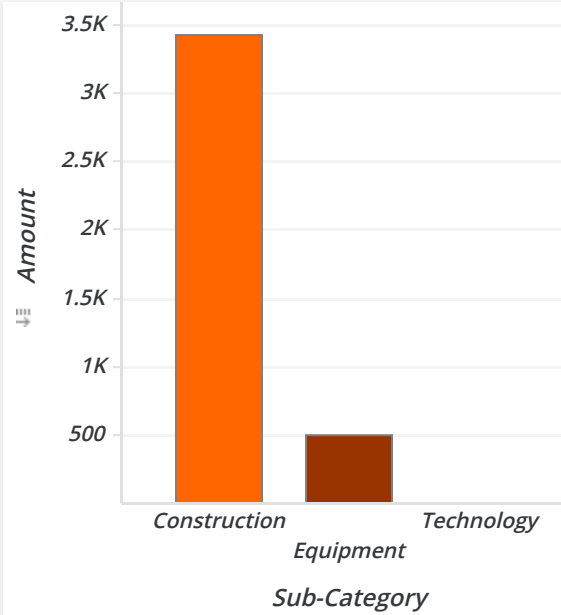


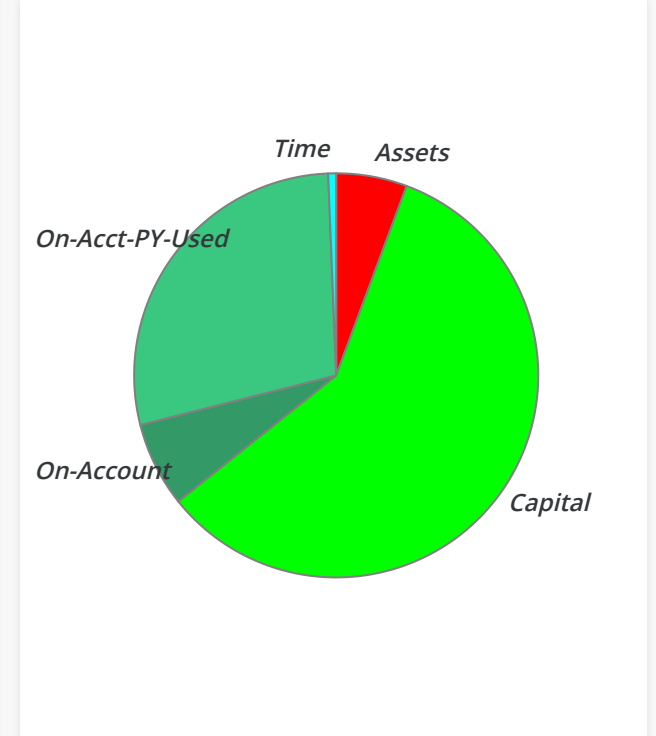
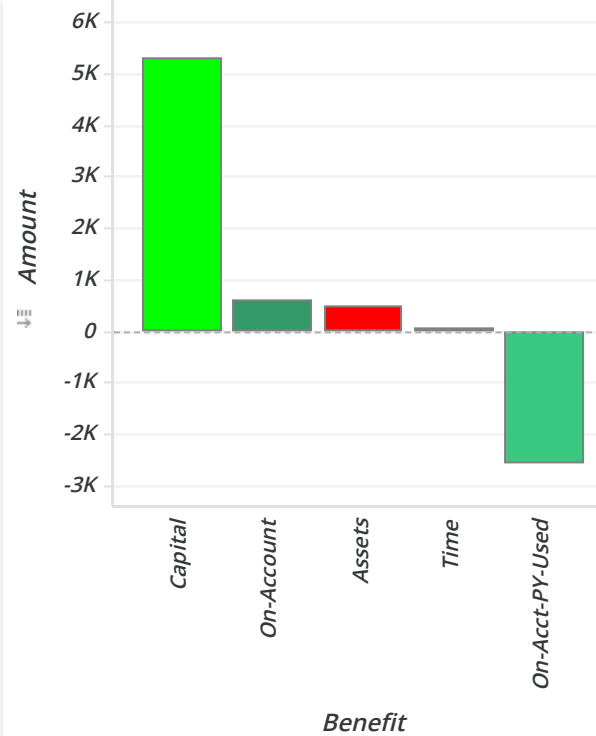
Annual Services

Sub-Category	Amount	Percent
Construction	\$3,425.81	87.26%
Equipment	\$500.00	12.74%
Technology	\$0.00	0.00%
Total	\$3,925.81	100.00%



Annual Services

Sub-Category	Benefit	Amount	Percent
Construction	Capital	\$5,300.81	135.02%
	On-Account	\$565.00	14.39%
	Time	\$60.00	1.53%
	On-Acct-PY-Used	-\$2,500.00	-63.68%
Equipment	Assets	\$509.78	12.99%
	On-Account	\$50.07	1.28%
	On-Acct-PY-Used	-\$59.85	-1.52%
Technology	Capital	\$0.00	0.00%
	Time	\$0.00	0.00%
Total		\$3,925.81	100.00%



Annual Services (Detail Report) (P.1)

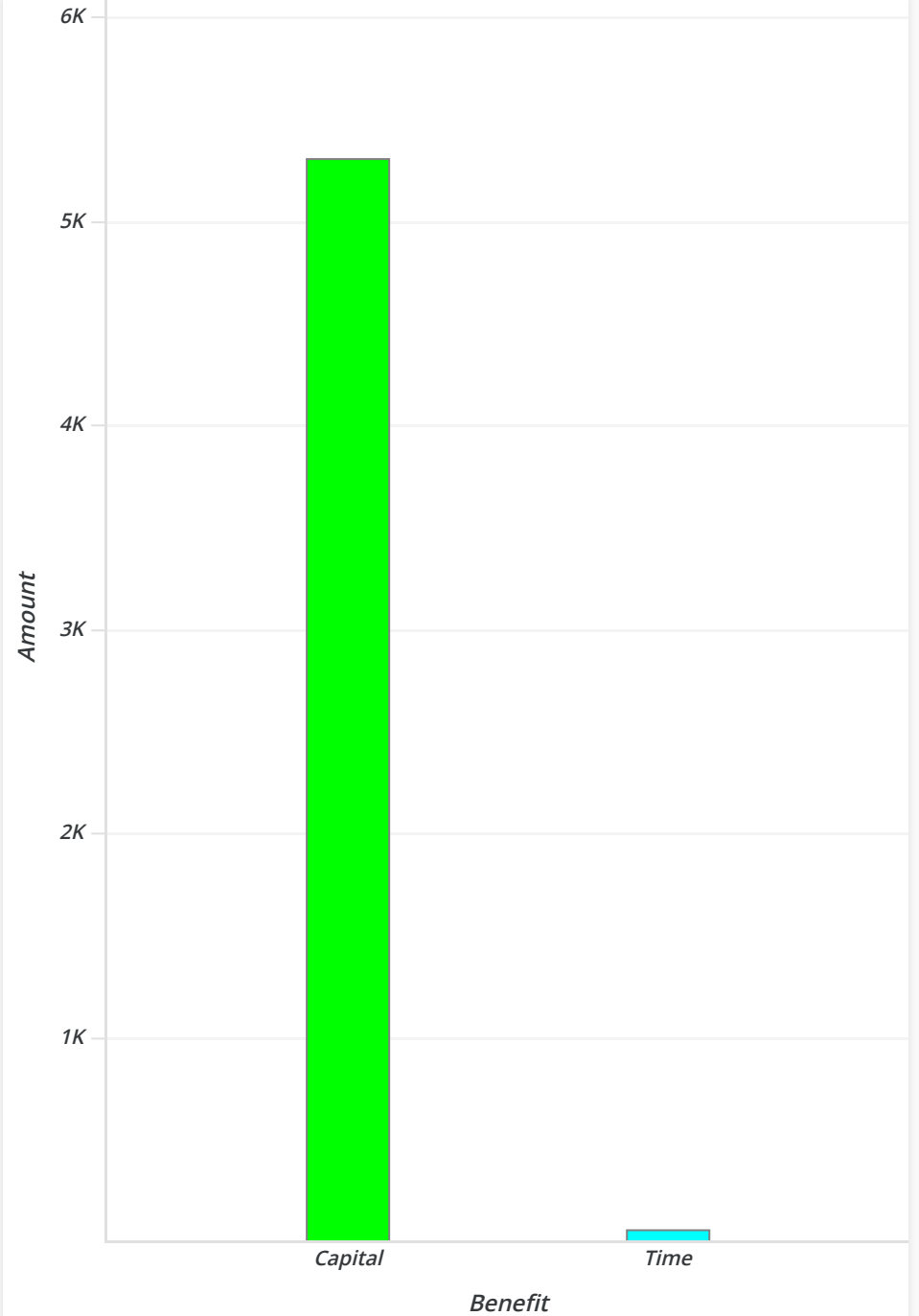
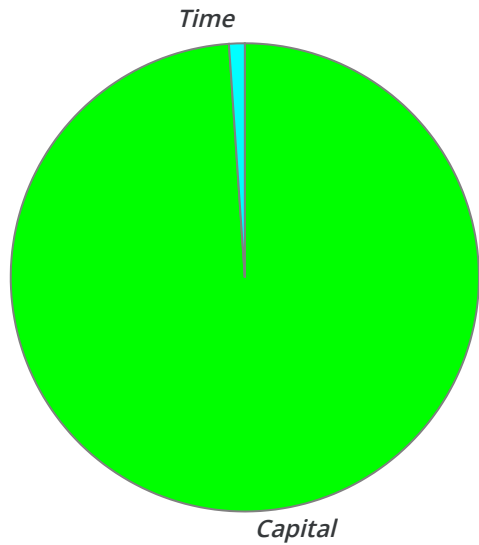
Sub-Category	Benefit	Sub-Activity	Amount	Percent	Vol.	Spon.
Construction	Capital	2022 Total Goods Donated from LTDC Construction Services	\$0.00	0.00%	0	0
		Project (3): Malawi Mission (Ride4Orphans) (In-Progerss!)	\$0.00	0.00%	1	0
		Project (4): Padre Fernando to build Chapel Sagrado Corazón de Jesús (In-Progerss!)	\$5,300.81	154.73%	1	17
		Project (8): Padre Fernando's Const. Storage/Priest-Room at Inmaculada Niña (Raising Funds!)	\$0.00	0.00%	1	0
		Total	\$5,300.81	154.73%	3	17
On-Account		2022 LTDC Construction Services Fundraise Balance (After Allocation):	\$565.00	16.49%	0	0
		Total	\$565.00	16.49%	0	0
On-Acct-PY-Used		On Account from Prior Year:	-\$2,500.00	-72.98%	0	0
		Total	-\$2,500.00	-72.98%	0	0
Time		2022 Total Charitable Hours from LTDC Construction Services: 3 hrs.	\$60.00	1.75%	1	0
		Total	\$60.00	1.75%	1	0
Total			\$3,425.81	100.00%	4	17

Annual Services (Detail Report) (P.2)

Sub-Category	Benefit	Sub-Activity	Amount	Percent	Vol.	Spon.
Equipment	Assets	10" Wrench	\$14.95	2.99%	0	0
		BERNZOMATIC TS4000 TORCH HEAD	\$37.42	7.48%	0	0
		HUSKY 6" Double Speed Adjustable Wrench	\$10.67	2.13%	0	0
		HUSKY Quick Adj. Junior Tube Cutter	\$17.47	3.49%	0	0
		MILWAUKEE 1-1/8" SDS Plus Rotary Hammer	\$319.93	63.99%	0	0
		MILWAUKEE 10" SDS Plus Demo Bull Point Chisel	\$27.79	5.56%	0	0
		MILWAUKEE 25FT Autolock Tape Measure	\$18.16	3.63%	0	0
		MILWAUKEE SDS BIT 5/32" x 7" 1/4" HEX; 3/16" x 7" 1/4" HEX	\$19.20	3.84%	0	0
		MILWAUKEE SDS Plus Steel Tile Chisel	\$26.72	5.34%	0	0
		SHARKBITE END STOP (3/4" & 1/2")	\$17.48	3.50%	0	0
	Total	\$509.78	101.96%	0	0	
	On-Account	2022 (On-Account) Balance Remaining to Use for Equipment & Tools	\$50.07	10.01%	0	19
		Total	\$50.07	10.01%	0	19
On-Acct-PY-Used	On-Account from Prior Year:	-\$59.85	-11.97%	0	0	
	Total	-\$59.85	-11.97%	0	0	
Total		\$500.00	100.00%	0	19	
Technology	Capital	2022 Total of Technology Donated from LTDC Construction Services	\$0.00	0.00%	0	0
		Total	\$0.00	0.00%	0	0
	Time	2022 Total Charitable Technology Hours from LTDC Construction Services: 0 hrs.	\$0.00	0.00%	0	0
		Total	\$0.00	0.00%	0	0
Total		\$0.00	0.00%	0	0	

Capital Vs Time Donated in Projects

Benefit	Sub-Category	Amount	Percent	Volunt.	Spons.
Capital	Construction	\$5,300.81	98.88%	3	17
	Technology	\$0.00	0.00%	0	0
	Total	\$5,300.81	98.88%	3	17
Time	Construction	\$60.00	1.12%	1	0
	Technology	\$0.00	0.00%	0	0
	Total	\$60.00	1.12%	1	0
Total		\$5,360.81	100.00%	4	17

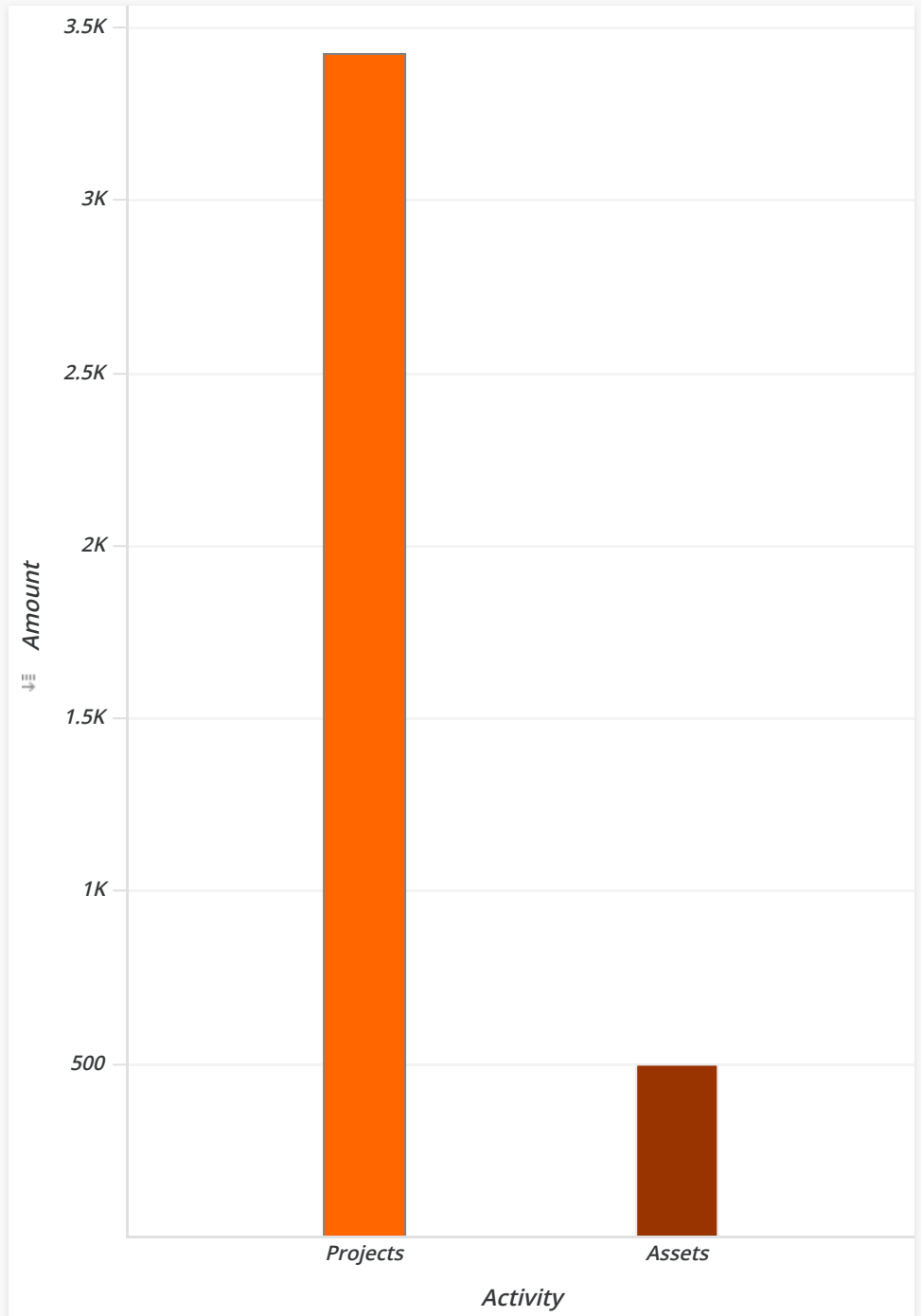
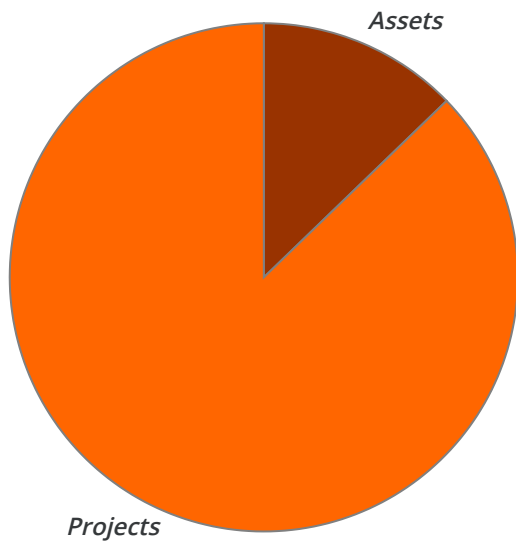


Capital Vs Time Donated in Proyects (Detail Report)

Benefit	Activity	Sub-Activity	Amount	Percent	Vol.	Spon.
Time	Projects	2022 Total Charitable Hours from LTDC Construction Services: 3 hrs.	\$60.00	1.12%	1	0
		2022 Total Charitable Technology Hours from LTDC Construction Services: 0 hrs.	\$0.00	0.00%	0	0
	Total		\$60.00	1.12%	1	0
Capital	Projects	2022 Total Goods Donated from LTDC Construction Services	\$0.00	0.00%	0	0
		2022 Total of Technology Donated from LTDC Construction Services	\$0.00	0.00%	0	0
		Project (3): Malawi Mission (Ride4Orphans) (In-Progerss!)	\$0.00	0.00%	1	0
		Project (4): Padre Fernando to build Chapel Sagrado Corazón de Jesús (In-Progerss!)	\$5,300.81	98.88%	1	17
		Project (8): Padre Fernando's Const. Storage/Priest-Room at Inmaculada Niña (Raising Funds!)	\$0.00	0.00%	1	0
	Total		\$5,300.81	98.88%	3	17
Total			\$5,360.81	100.00%	4	17

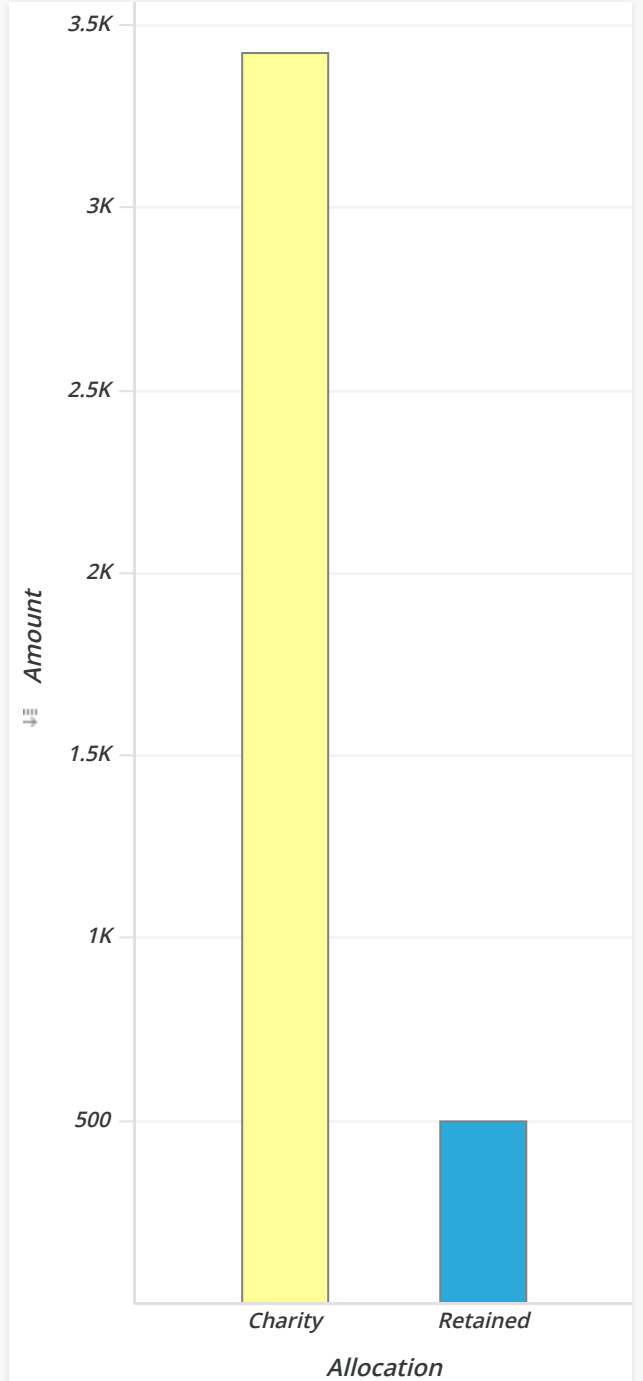
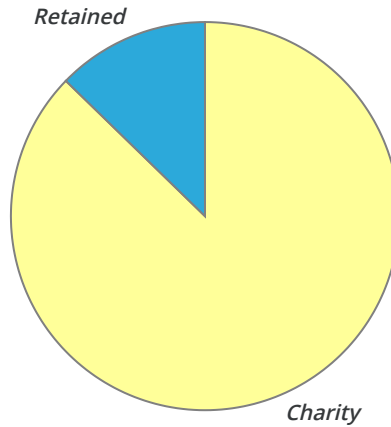
Projects Vs Assets

Activity	Sub-Category	Amount	Percent	Volunt.	Spons.
Projects	Construction	\$5,360.81	91.32%	4	17
	Technology	\$0.00	0.00%	0	0
	Total	\$5,360.81	91.32%	4	17
Assets	Equipment	\$509.78	8.68%	0	0
	Total	\$509.78	8.68%	0	0
Total		\$5,870.59	100.00%	4	17



Charity Vs. Other Allocations

Allocation	Amount	Percent
Charity	\$3,426	87.26%
Retained	\$500	12.74%
Total	\$3,926	100.00%



Charity Vs. Other Allocations (Detail Report)

Allocation	Sub-Category	Activity	Benefit	Group	Amount	Percent	Vol.	Spon.
Charity	Construction	Projects	Capital	Club Owned	\$5,301	135.02%	3	17
			On-Account	Club Owned	\$565	14.39%	0	0
			Time	Club Owned	\$60	1.53%	1	0
			On-Acct-PY-Used	Club Owned	(\$2,500)	-63.68%	0	0
	Total				\$3,426	87.26%	4	17
	Technology	Projects	Capital	Club Owned	\$0	0.00%	0	0
			Time	Club Owned	\$0	0.00%	0	0
	Total				\$0	0.00%	0	0
Total				\$3,426	87.26%	4	17	
Retained	Equipment	Assets	Assets	Club Owned	\$510	12.99%	0	0
			On-Account	Club Owned	\$50	1.28%	0	19
			On-Acct-PY-	Club Owned	(\$60)	-1.52%	0	0