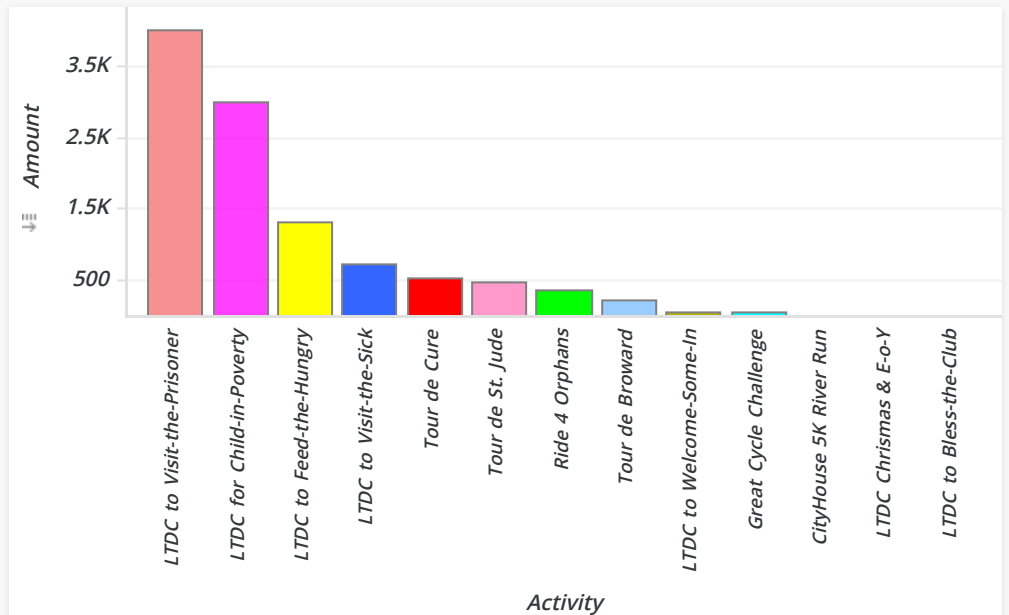
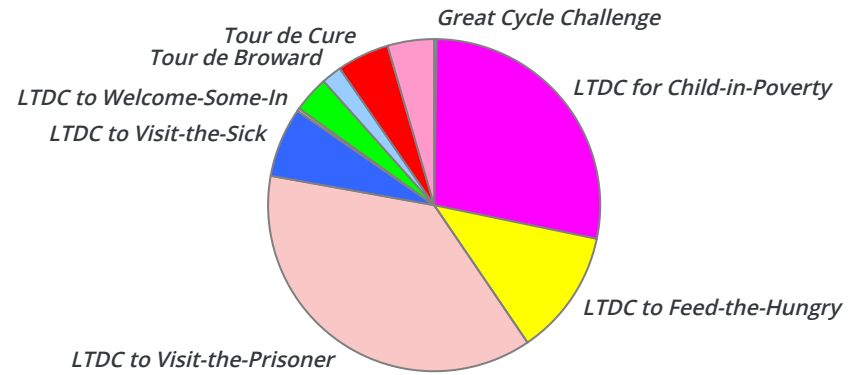


Annual Activities

Activity	Amount	Percent
LTDC to Visit-the-Prisoner	\$3,995.26	37.35%
LTDC for Child-in-Poverty	\$2,994.00	27.99%
LTDC to Feed-the-Hungry	\$1,309.21	12.24%
LTDC to Visit-the-Sick	\$725.20	6.78%
Tour de Cure	\$543.26	5.08%
Tour de St. Jude	\$488.10	4.56%
Ride 4 Orphans	\$376.60	3.52%
Tour de Broward	\$210.00	1.96%
LTDC to Welcome-Some-In	\$30.00	0.28%
Great Cycle Challenge	\$25.00	0.23%
CityHouse 5K River Run	\$0.00	0.00%
LTDC Christmas & E-o-Y	\$0.00	0.00%
LTDC to Bless-the-Club	\$0.00	0.00%
Total	\$10,696.63	100.00%

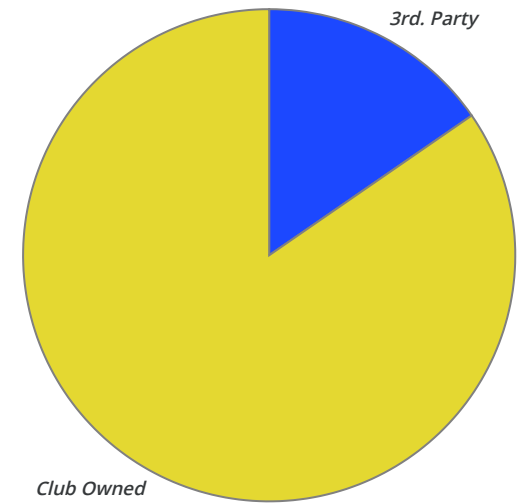
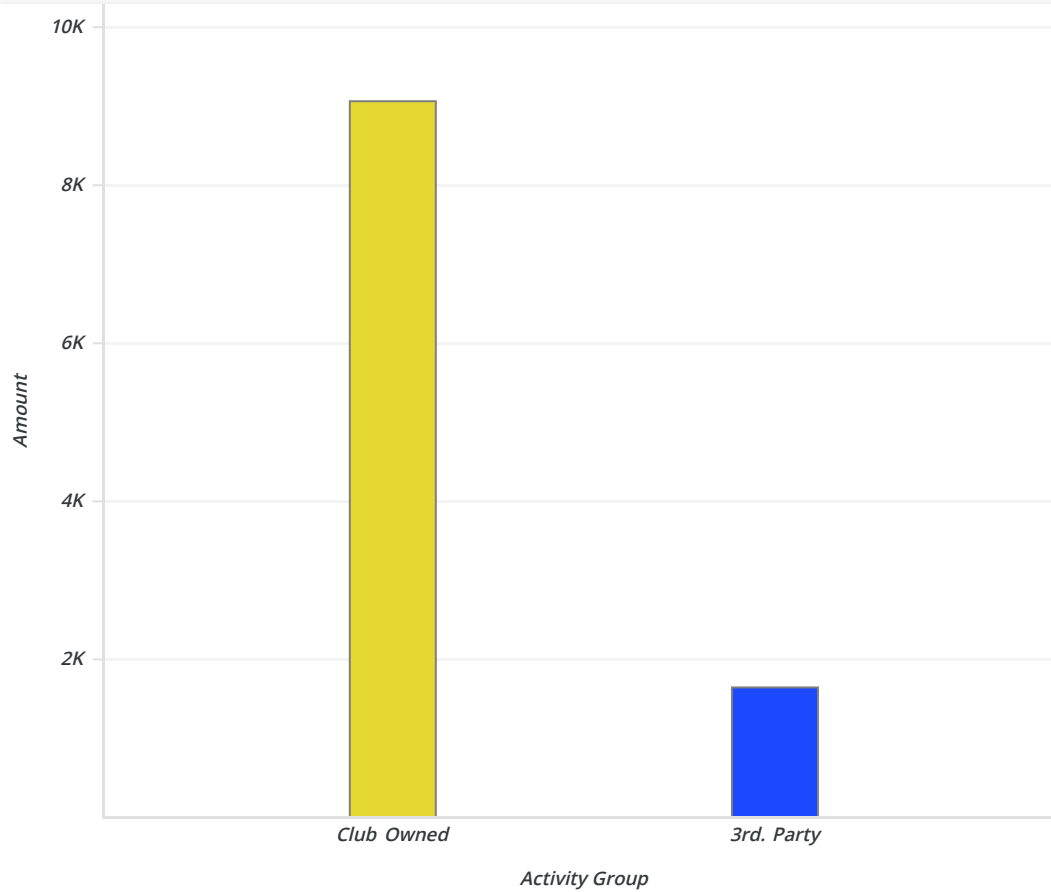


Annual Activities (Detail Report)

Activity	Group	Type	Category	Amount	Percent	Cycl.	Runn.	Walk.	Volu.	Spon.	TOTA
LTDC Christmas & E-o-Y	Club Owned	Trainings	Feed the Hungry	\$0.00	0.00%	0	0	0	0	0	0
			Visit the Prisoner	\$0.00	0.00%	0	0	0	0	0	0
			Visit the Sick	\$0.00	0.00%	0	0	0	0	0	0
			Welcome Someone In	\$0.00	0.00%	0	0	0	0	0	0
LTDC for Child-in-Poverty	Club Owned	Events	Welcome Someone In	\$225.00	2.10%	4	0	6	1	7	18
		Programs	Welcome Someone In	\$2,769.00	25.89%	4	0	3	0	6	13
LTDC to Bless-the-Club	Club Owned	Programs	Welcome Someone In	\$0.00	0.00%	0	0	0	0	0	0
LTDC to Feed-the-Hungry	Club Owned	Events	Feed the Hungry	\$502.20	4.69%	0	0	2	5	19	26
		Programs	Feed the Hungry	\$807.01	7.54%	3	0	9	10	12	34
LTDC to Visit-the-Prisoner	Club Owned	Challenges	Visit the Prisoner	\$1,493.69	13.96%	0	0	0	1	14	15
		Programs	Visit the Prisoner	\$2,501.57	23.39%	0	0	0	10	30	40
LTDC to Visit-the-Sick	Club Owned	Events	Visit the Sick	\$626.43	5.86%	6	0	4	5	3	18
		Programs	Visit the Sick	\$98.77	0.92%	0	0	0	0	2	2
LTDC to Welcome-Some-In	Club Owned	Programs	Welcome Someone In	\$30.00	0.28%	0	0	0	0	0	0
CityHouse 5K River Run	3rd. Party	Events	Welcome Someone In	\$0.00	0.00%	0	0	0	0	0	0
Great Cycle Challenge	3rd. Party	Challenges	Visit the Sick	\$25.00	0.23%	3	0	0	1	0	4
Ride 4 Orphans	3rd. Party	Events	Welcome Someone In	\$376.60	3.52%	6	0	0	1	4	11
Tour de Broward	3rd. Party	Events	Visit the Sick	\$210.00	1.96%	4	4	2	2	2	14
Tour de Cure	3rd. Party	Events	Visit the Sick	\$543.26	5.08%	3	0	5	1	9	18
Tour de St. Jude	3rd. Party	Events	Visit the Sick	\$488.10	4.56%	5	1	0	3	2	11
Total				\$10,696.63	100.00%	38	5	31	40	110	224

Club Owned Vs. 3rd. Party Activities

Group	Amount	Percent	Cyclists	Runners	Walkers	Volunt.	Spons.
Club Owned	\$9,053.67	84.64%	17	0	24	32	93
3rd. Party	\$1,642.96	15.36%	21	5	7	8	17
Total	\$10,696.63	100.00%	38	5	31	40	110

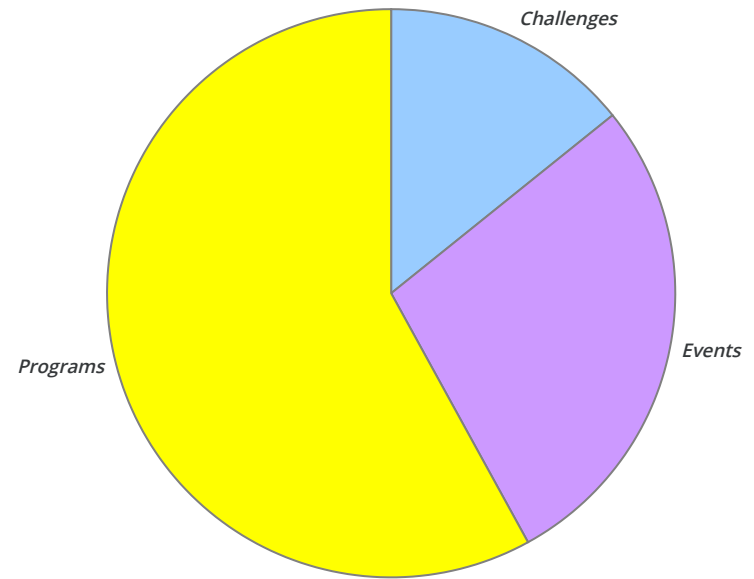
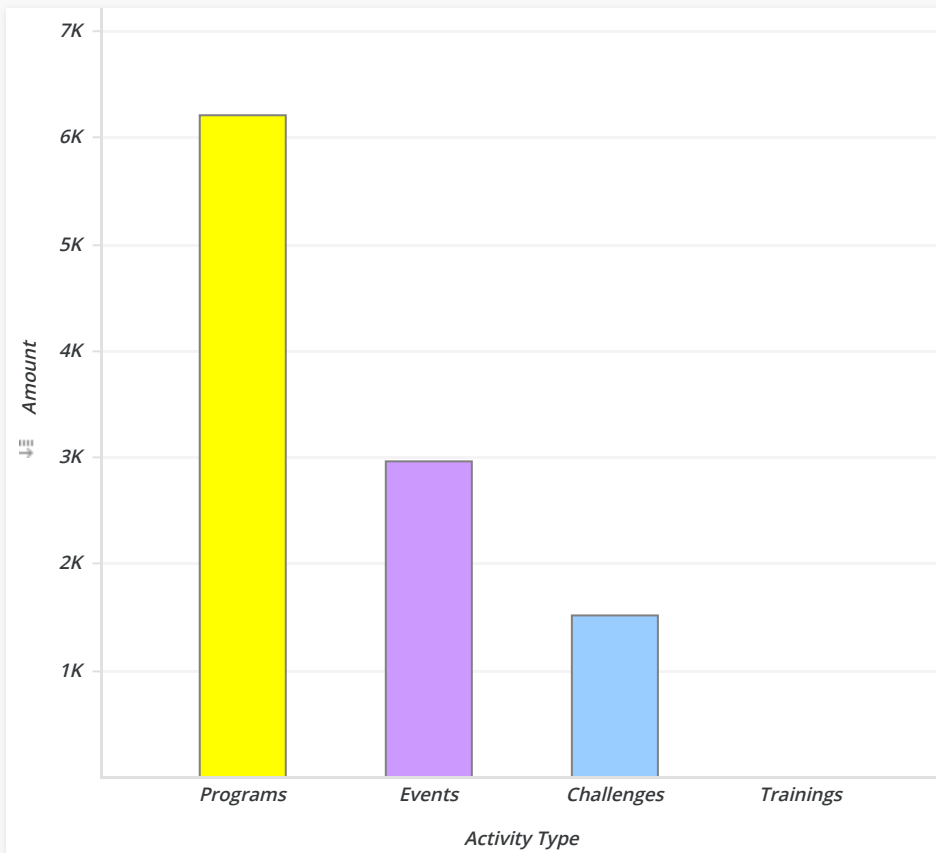


Club Owned Vs. 3rd. Party Activities (Detail Report)

Group	Activity	Type	Category	Amount	Percent	Cycl.	Runn.	Walk.	Volu.	Spon.	TOTAL	
Club Owned	LTDC for Child-in-Poverty	Programs	Welcome Someone In	\$2,769.00	25.89%	4	0	3	0	6	13	
	LTDC to Visit-the-Prisoner	Programs	Visit the Prisoner	\$2,501.57	23.39%	0	0	0	10	30	40	
		Challenges	Visit the Prisoner	\$1,493.69	13.96%	0	0	0	1	14	15	
	LTDC to Feed-the-Hungry	Programs	Feed the Hungry	\$807.01	7.54%	3	0	9	10	12	34	
	LTDC to Visit-the-Sick	Events	Visit the Sick	\$626.43	5.86%	6	0	4	5	3	18	
	LTDC to Feed-the-Hungry	Events	Feed the Hungry	\$502.20	4.69%	0	0	2	5	19	26	
	LTDC for Child-in-Poverty	Events	Welcome Someone In	\$225.00	2.10%	4	0	6	1	7	18	
	LTDC to Visit-the-Sick	Programs	Visit the Sick	\$98.77	0.92%	0	0	0	0	2	2	
	LTDC to Welcome-Some-In	Programs	Welcome Someone In	\$30.00	0.28%	0	0	0	0	0	0	
	LTDC Christmas & E-o-Y	Trainings	Feed the Hungry	\$0.00	0.00%	0	0	0	0	0	0	0
			Visit the Prisoner	\$0.00	0.00%	0	0	0	0	0	0	0
			Visit the Sick	\$0.00	0.00%	0	0	0	0	0	0	0
			Welcome Someone In	\$0.00	0.00%	0	0	0	0	0	0	0
	LTDC to Bless-the-Club	Programs	Welcome Someone In	\$0.00	0.00%	0	0	0	0	0	0	
Total			\$9,053.67	84.64%	17	0	24	32	93	166		
3rd. Party	Tour de Cure	Events	Visit the Sick	\$543.26	5.08%	3	0	5	1	9	18	
	Tour de St. Jude	Events	Visit the Sick	\$488.10	4.56%	5	1	0	3	2	11	
	Ride 4 Orphans	Events	Welcome Someone In	\$376.60	3.52%	6	0	0	1	4	11	
	Tour de Broward	Events	Visit the Sick	\$210.00	1.96%	4	4	2	2	2	14	
	Great Cycle Challenge	Challenges	Visit the Sick	\$25.00	0.23%	3	0	0	1	0	4	
	CityHouse 5K River Run	Events	Welcome Someone In	\$0.00	0.00%	0	0	0	0	0	0	
	Total			\$1,642.96	15.36%	21	5	7	8	17	58	
Total			\$10,696.63	100.00%	38	5	31	40	110	224		

Events Vs. Programs Vs. Challenges Vs. Trainings

Type	Amount	Percent	Cycl.	Run.	Walk.	Vol.	Spn.
Programs	\$6,206.35	58.02%	7	0	12	20	50
Events	\$2,971.59	27.78%	28	5	19	18	46
Challenges	\$1,518.69	14.20%	3	0	0	2	14
Trainings	\$0.00	0.00%	0	0	0	0	0
Total	\$10,696.63	100.00%	38	5	31	40	110

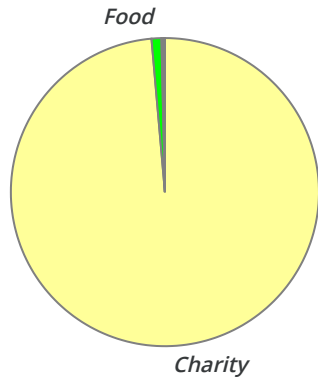


Events Vs. Programs Vs. Challenges Vs. Trainings (Detail Report)

Type	Activity	Group	Category	Amount	Percent	Cycl.	Runn.	Walk.	Volu.	Spon.	TOTAL
Challenges	LTDC to Visit-the-Prisoner	Club Owned	Visit the Prisoner	\$1,493.69	13.96%	0	0	0	1	14	15
	Great Cycle Challenge	3rd. Party	Visit the Sick	\$25.00	0.23%	3	0	0	1	0	4
	Total			\$1,518.69	14.20%	3	0	0	2	14	19
Events	LTDC to Visit-the-Sick	Club Owned	Visit the Sick	\$626.43	5.86%	6	0	4	5	3	18
	Tour de Cure	3rd. Party	Visit the Sick	\$543.26	5.08%	3	0	5	1	9	18
	LTDC to Feed-the-Hungry	Club Owned	Feed the Hungry	\$502.20	4.69%	0	0	2	5	19	26
	Tour de St. Jude	3rd. Party	Visit the Sick	\$488.10	4.56%	5	1	0	3	2	11
	Ride 4 Orphans	3rd. Party	Welcome Someone In	\$376.60	3.52%	6	0	0	1	4	11
	LTDC for Child-in-Poverty	Club Owned	Welcome Someone In	\$225.00	2.10%	4	0	6	1	7	18
	Tour de Broward	3rd. Party	Visit the Sick	\$210.00	1.96%	4	4	2	2	2	14
	CityHouse 5K River Run	3rd. Party	Welcome Someone In	\$0.00	0.00%	0	0	0	0	0	0
	Total			\$2,971.59	27.78%	28	5	19	18	46	116
Programs	LTDC for Child-in-Poverty	Club Owned	Welcome Someone In	\$2,769.00	25.89%	4	0	3	0	6	13
	LTDC to Visit-the-Prisoner	Club Owned	Visit the Prisoner	\$2,501.57	23.39%	0	0	0	10	30	40
	LTDC to Feed-the-Hungry	Club Owned	Feed the Hungry	\$807.01	7.54%	3	0	9	10	12	34
	LTDC to Visit-the-Sick	Club Owned	Visit the Sick	\$98.77	0.92%	0	0	0	0	2	2
	LTDC to Welcome-Some-In	Club Owned	Welcome Someone In	\$30.00	0.28%	0	0	0	0	0	0
	LTDC to Bless-the-Club	Club Owned	Welcome Someone In	\$0.00	0.00%	0	0	0	0	0	0
	Total			\$6,206.35	58.02%	7	0	12	20	50	89
Trainings	LTDC Christmas & E-o-Y	Club Owned	Feed the Hungry	\$0.00	0.00%	0	0	0	0	0	0
	Visit the Prisoner		\$0.00	0.00%	0	0	0	0	0	0	
	Visit the Sick		\$0.00	0.00%	0	0	0	0	0	0	
	Welcome Someone In		\$0.00	0.00%	0	0	0	0	0	0	
	Total			\$0.00	0.00%	0	0	0	0	0	0
Total			\$10,696.63	100.00%	38	5	31	40	110	224	

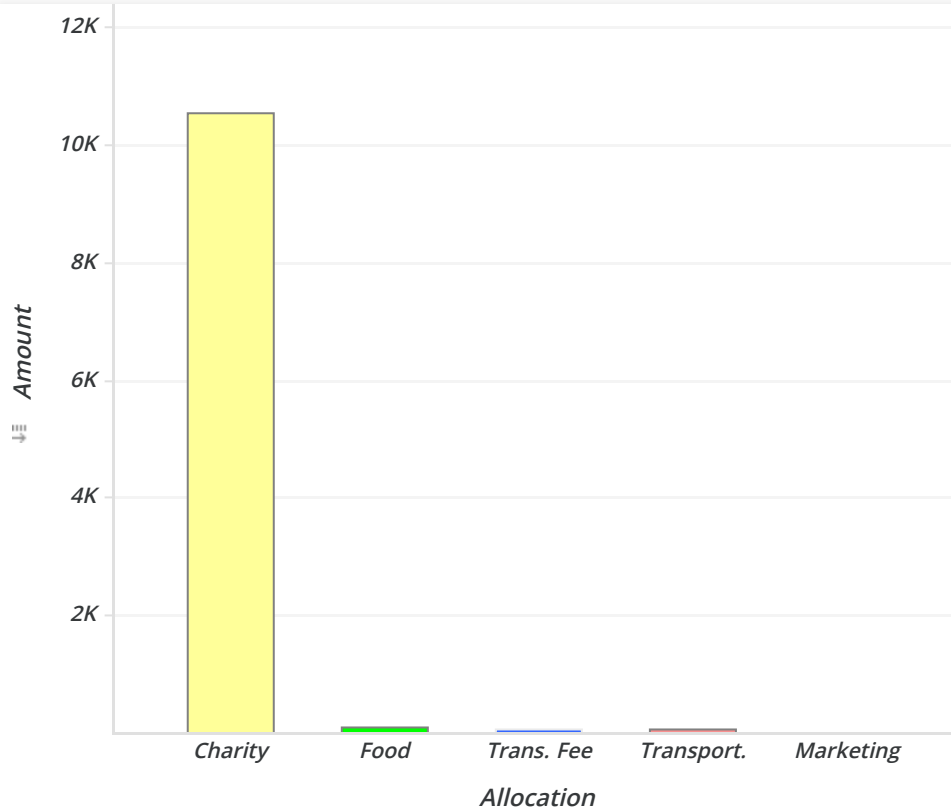
Charity Vs. Other Allocat...

Allocation	Amount	Percent
Charity	\$10,544	98.57%
Food	\$112	1.05%
Trans. Fee	\$20	0.19%
Transport.	\$20	0.19%
Marketing	\$0	0.00%
Total	\$10,697	100.00%

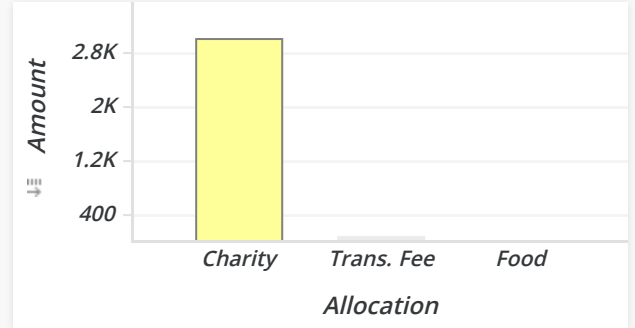
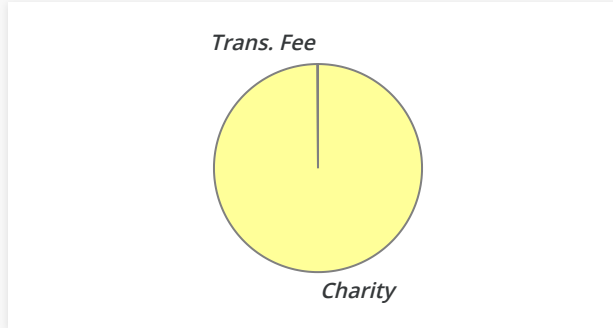


Charity Vs. Other Allocations (Detail Report)

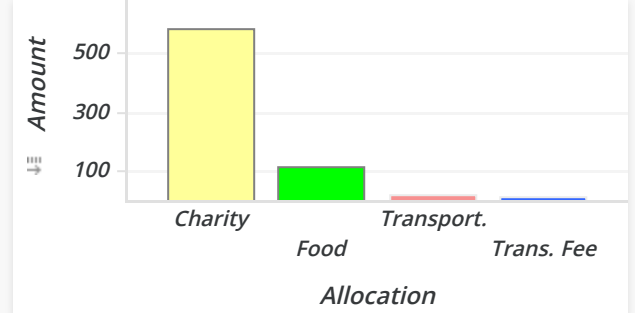
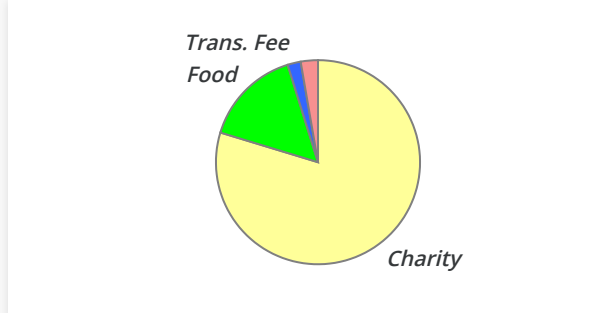
Activity	Group	Allocation	Amount	Percent
Tour de St. Jude	3rd. Party	Charity	\$488	4.56%
Tour de Cure	3rd. Party	Charity	\$543	5.08%
Tour de Broward	3rd. Party	Charity	\$210	1.96%
Ride 4 Orphans	3rd. Party	Charity	\$377	3.52%
LTDC to Welcome-Some-In	Club Owned	Charity	\$30	0.28%
LTDC to Visit-the-Sick	Club Owned	Charity	\$578	5.40%
		Food	\$112	1.05%
		Trans. Fee	\$15	0.14%
LTDC to Visit-the-Prisoner	Club Owned	Charity	\$3,995	37.35%
		Food	\$0	0.00%
		Trans. Fee	\$0	0.00%
LTDC to Feed-the-Hungry	Club Owned	Charity	\$1,307	12.22%
		Food	\$0	0.00%
		Trans. Fee	\$2	0.02%
LTDC to Bless-the-Club	Club Owned	Charity	\$0	0.00%
LTDC for Child-in-Poverty	Club Owned	Charity	\$2,991	27.96%
		Food	\$0	0.00%
		Trans. Fee	\$3	0.03%
LTDC Christmas & E-o-Y	Club Owned	Charity	\$0	0.00%
		Marketing	\$0	0.00%
Great Cycle Challenge	3rd. Party	Charity	\$25	0.23%
CityHouse 5K River Run	3rd. Party	Charity	\$0	0.00%



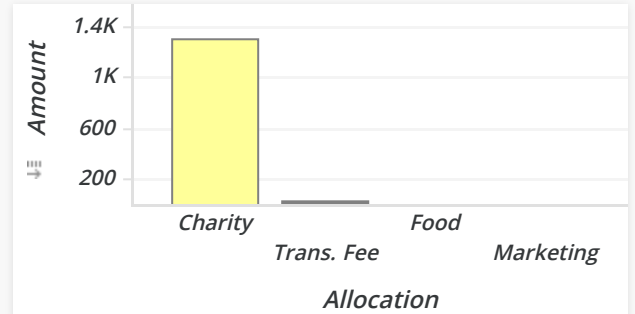
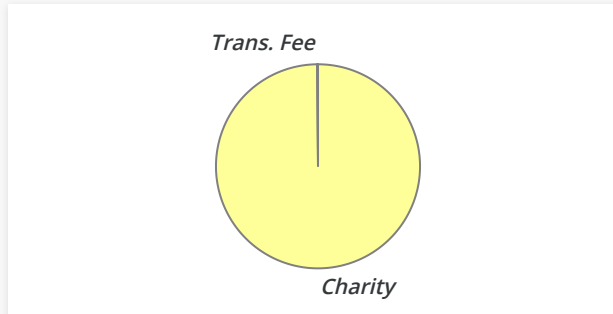
Child-in-Poverty Allocation	Amount	Percent
Charity	\$3,477	99.91%
Food	\$0	0.00%
Trans. Fee	\$3	0.09%
Total	\$3,480	100.00%



Visit-the-Sick Allocation	Amount	Percent
Charity	\$578	79.67%
Food	\$112	15.50%
Trans. Fee	\$15	2.07%
Transport.	\$20	2.76%
Total	\$725	100.00%



Feed-the-Hungry Allocation	Amount	Percent
Charity	\$1,307	99.83%
Food	\$0	0.00%
Marketing	\$0	0.00%
Trans. Fee	\$2	0.17%
Total	\$1,309	100.00%



Visit-the-Prisoner Allocation	Amount	Percent
Charity	\$3,995	100.00%
Food	\$0	0.00%
Marketing	\$0	0.00%
Trans. Fee	\$0	0.00%
Transport.	\$0	0.00%
Total	\$3,995	100.00%

