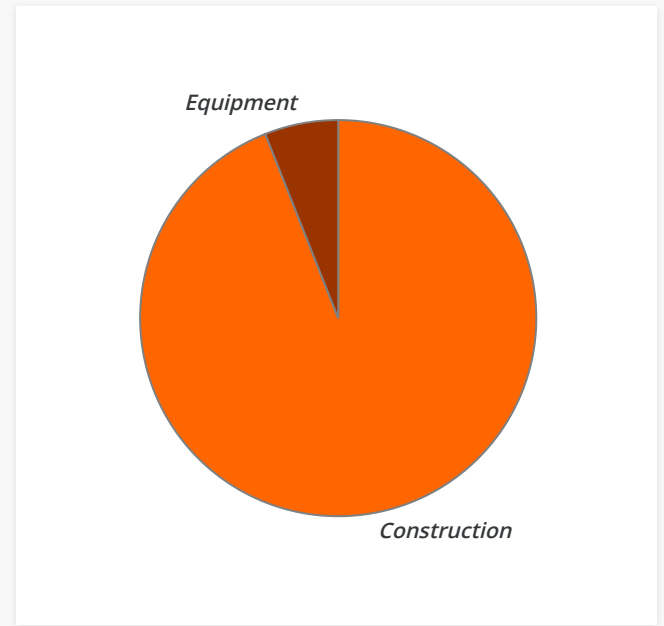
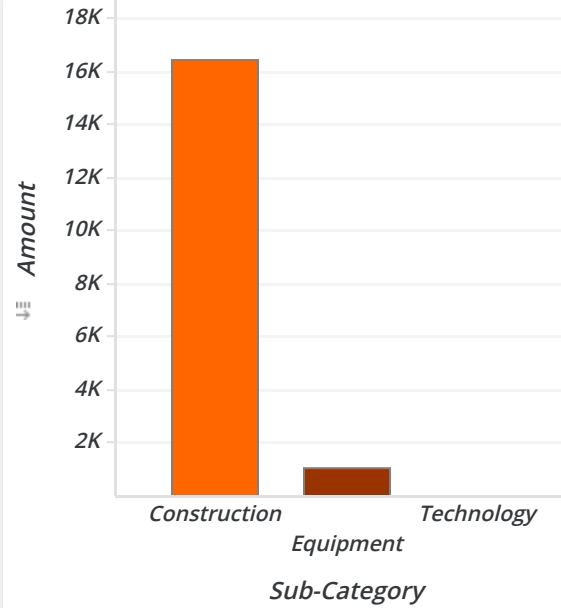


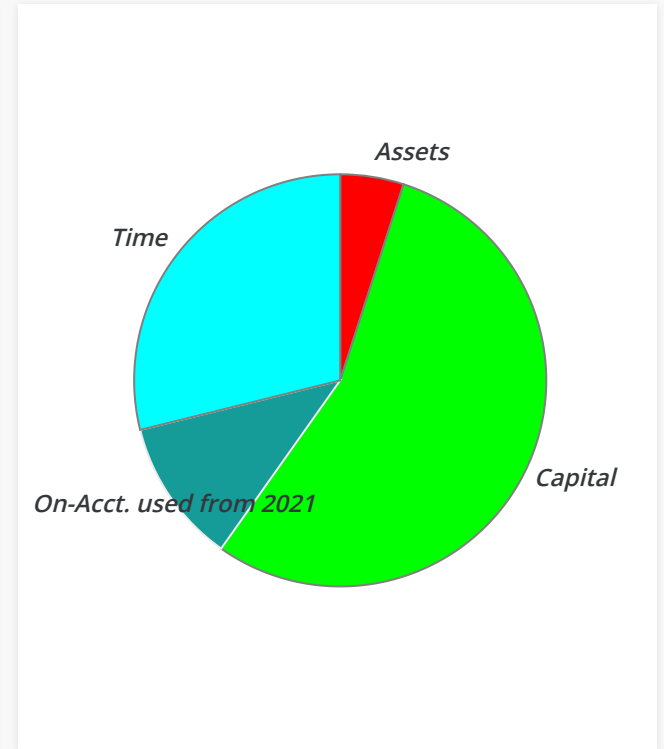
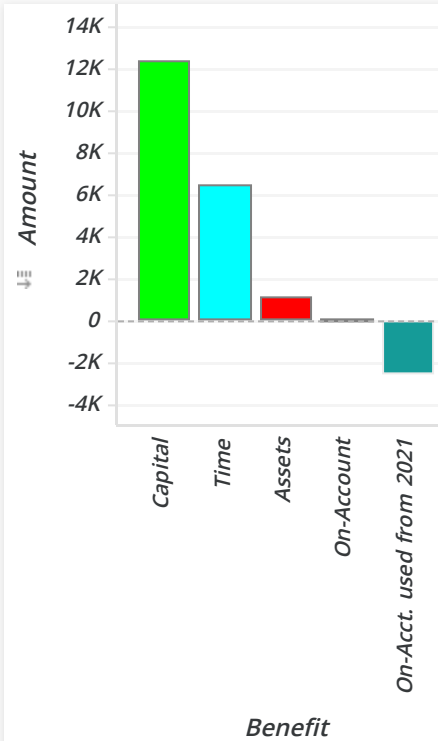
### Annual Services

Sub-Category	Amount	Percent
Construction	\$16,393.80	93.96%
Equipment	\$1,053.66	6.04%
Technology	\$0.00	0.00%
<b>Total</b>	<b>\$17,447.46</b>	<b>100.00%</b>



### Annual Services

Sub-Category	Benefit	Amount	Percent
Construction	Capital	\$12,373.80	70.92%
	Time	\$6,520.00	37.37%
	On-Account	-\$0.00	0.00%
	On-Acct. used from 2021	-\$2,500.00	-14.33%
Equipment	Assets	\$1,113.52	6.38%
	On-Account	-\$0.00	-0.00%
	On-Acct. used from 2021	-\$59.85	-0.34%
Technology	Capital	\$0.00	0.00%
	Time	\$0.00	0.00%
<b>Total</b>		<b>\$17,447.46</b>	<b>100.00%</b>



### Annual Services (Detail Report) (P.1)

Sub-Category	Benefit	Sub-Activity	Amount	Percent	Vol.	Spon.
Construction	Capital	2022 Total Charitable Goods from LTDC Construction Services	\$1,925.47	11.75%	0	0
		Project (10): Padre Sergio's Install Doors/Windows at Chapel Divina Misericordia (Raising Funds!)	\$855.00	5.22%	1	6
		Project (3): Malawi Mission (Ride4Orphans) (Completed!)	\$2,245.00	13.69%	1	6
		Project (4): Padre Fernando to build Chapel Sagrado Corazón de Jesús (In-Progerss!)	\$7,244.18	44.19%	1	49
		Project (8): Padre Fernando's Const. Storage/Priest-Room at Inmaculada Niña (Raising Funds!)	\$0.00	0.00%	1	0
		Project (9): Construction & Technology Projects in Venezuela with NuevaLife.org (Completed!)	\$104.15	0.64%	1	1
		<b>Total</b>	<b>\$12,373.80</b>	<b>75.48%</b>	<b>5</b>	<b>62</b>
On-Account		2022 LTDC Construction Services Fundraise Balance (After Allocation):	-\$0.00	0.00%	0	0
		<b>Total</b>	<b>-\$0.00</b>	<b>0.00%</b>	<b>0</b>	<b>0</b>
On-Acct. used from 2021		On-Account Projects Funds used from 2021	-\$2,500.00	-15.25%	0	0
		<b>Total</b>	<b>-\$2,500.00</b>	<b>-15.25%</b>	<b>0</b>	<b>0</b>
Time		2022 Total Charitable Hours from LTDC Construction Services: 326 hrs.	\$6,520.00	39.77%	0	0
		<b>Total</b>	<b>\$6,520.00</b>	<b>39.77%</b>	<b>0</b>	<b>0</b>
<b>Total</b>			<b>\$16,393.80</b>	<b>100.00%</b>	<b>5</b>	<b>62</b>

### Annual Services (Detail Report) (P.2)

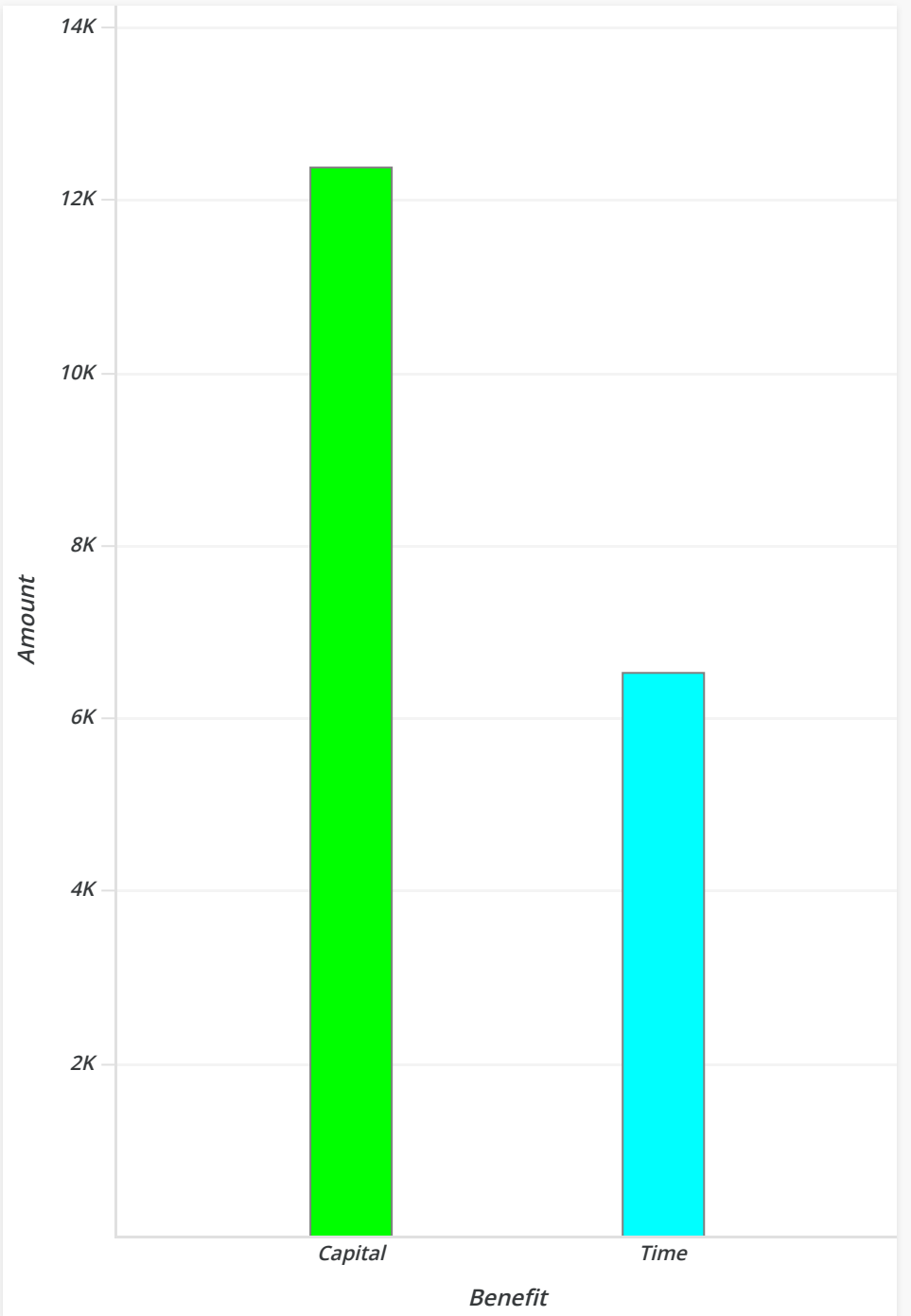
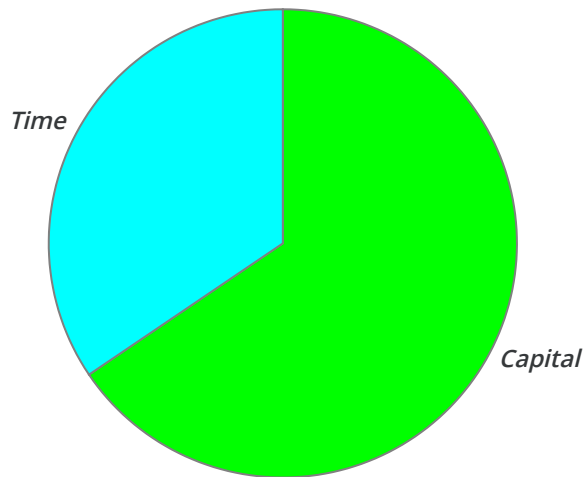
Sub-Category	Benefit	Sub-Activity	Amount	Percent	Vol.	Spon.
Equipment	Assets	6 in. x 3/8 in. High-Density Foam Mini Paint Roller with Frame	\$6.39	0.61%	0	0
		7 in. Mini Roller Tray Black	\$3.72	0.35%	0	0
		AVANTI PRO 4"X1" DRILL STRIP DISC	\$7.46	0.71%	0	0
		BERNZOMATIC TS4000 TORCH HEAD	\$37.42	3.55%	0	0
		CE 7"WIRE STRIPPER & CUTTER	\$14.96	1.42%	0	0
		DW MAXFIT 5/16" NUT DRIVER	\$3.93	0.37%	0	0
		HR 9 Level	\$10.57	1.00%	0	0
		HT SQUARE	\$9.07	0.86%	0	0
		HUSKY 10" Double Speed Adjustable Wrench	\$14.95	1.42%	0	0
		HUSKY 6" Double Speed Adjustable Wrench	\$10.67	1.01%	0	0
		HUSKY Quick Adj. Junior Tube Cutter	\$17.47	1.66%	0	0
		HUSKY WALL STRIPPER 4"	\$13.35	1.27%	0	0
		HYPER TOUGH 20 PIECE 3/8-IN DRIVE RATCHET & DEEP SOCKET SET	\$24.48	2.32%	0	0
		Milwaukee - 1-3/8 in. High Carbon Steel Universal Fit Wood Cutting Multi-Tool Oscillating Blade	\$16.02	1.52%	0	0
		MILWAUKEE 1-1/8" SDS Plus Rotary Hammer	\$319.93	30.36%	0	0
		MILWAUKEE 10" SDS Plus Demo Bull Point Chisel	\$27.79	2.64%	0	0
		MILWAUKEE 25FT Autolock Tape Measure	\$36.32	3.45%	0	0
		MILWAUKEE 9 IN. NAIL PULLER WITH DIMPLER	\$16.02	1.52%	0	0
		MILWAUKEE SDS BIT 5/32" x 7" 1/4" HEX; 3/16" x 7" 1/4" HEX	\$19.20	1.82%	0	0
		MILWAUKEE SDS Plus Steel Tile Chisel	\$26.72	2.54%	0	0
		NON-CONTACT VOLTAGE TESTER 50-1000V	\$21.37	2.03%	0	0
		QEP 1/4" x 3/8" x 1/4" SQ NCH CG TROWEL	\$13.13	1.25%	0	0
		RIDGID 4.5" MESH RIM DIAMOND BLADE	\$43.62	4.14%	0	0
		RIDGID 4" DOUBLE ROW CUP WHEEL	\$58.82	5.58%	0	0
		RYOBI ONE+ HP 18V LITHIUM ION 10" CIRCULAR SAW; RYOBI MITER SAW STAND	\$266.13	25.29%	0	0

### Annual Services (Detail Report) (P.2)

Sub-Category	Benefit	Sub-Activity	Amount	Percent	Vol.	Spon.
Technology	Capital	2022 Total of Technology Donated from LTDC Construction Services	\$0.00		0	0
		<b>Total</b>	<b>\$0.00</b>		<b>0</b>	<b>0</b>
	Time	2022 Total Charitable Technology Hours from LTDC Construction Services: 0 hrs.	\$0.00		0	0
		<b>Total</b>	<b>\$0.00</b>		<b>0</b>	<b>0</b>
<b>Total</b>			<b>\$0.00</b>		<b>0</b>	<b>0</b>

### Capital Vs Time Donated in Projects

Benefit	Sub-Category	Amount	Percent	Volunt.	Spons.
Capital	Construction	\$12,373.80	65.49%	5	62
	Technology	\$0.00	0.00%	0	0
	<b>Total</b>	<b>\$12,373.80</b>	<b>65.49%</b>	<b>5</b>	<b>62</b>
Time	Construction	\$6,520.00	34.51%	0	0
	Technology	\$0.00	0.00%	0	0
	<b>Total</b>	<b>\$6,520.00</b>	<b>34.51%</b>	<b>0</b>	<b>0</b>
<b>Total</b>		<b>\$18,893.80</b>	<b>100.00%</b>	<b>5</b>	<b>62</b>

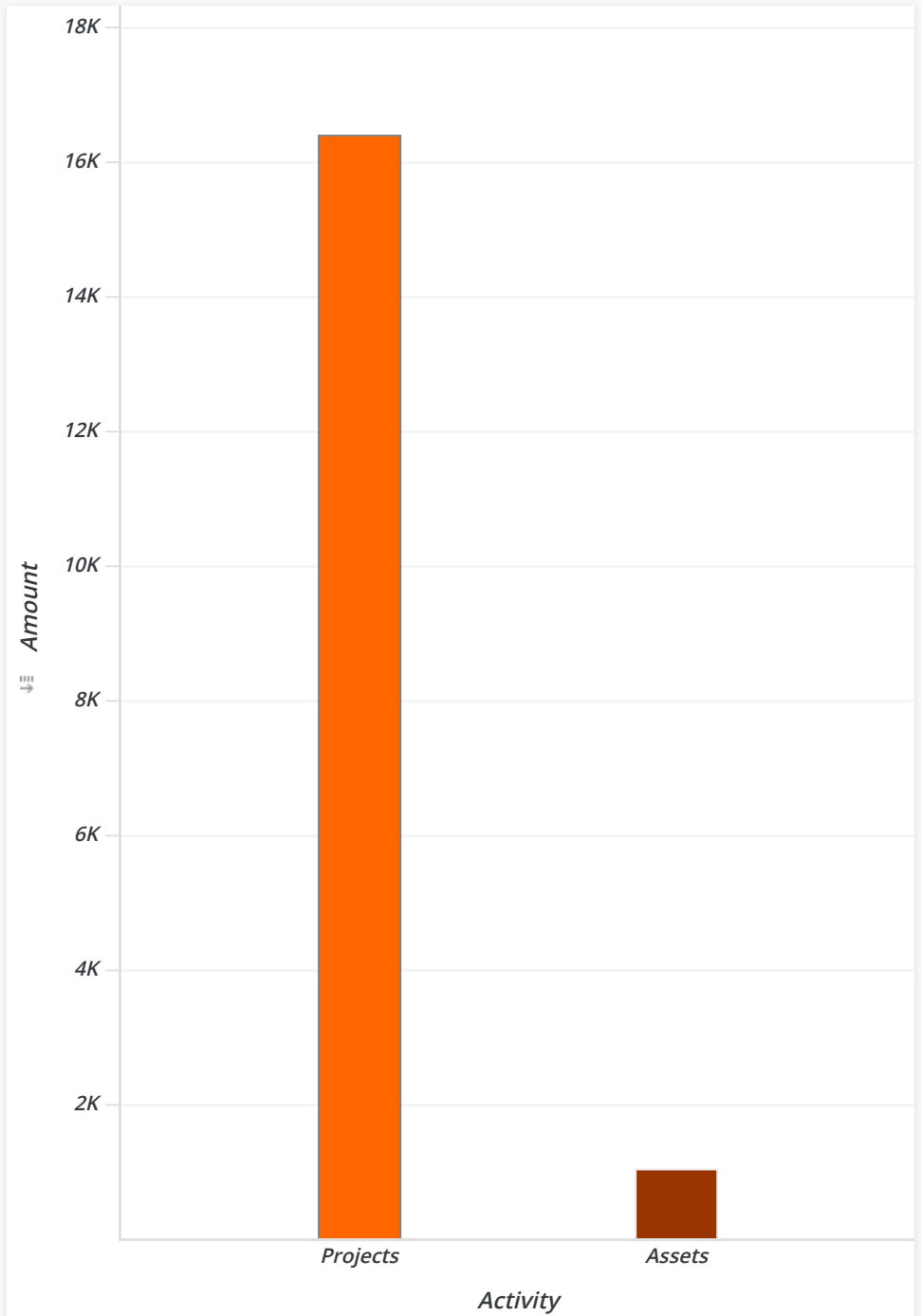
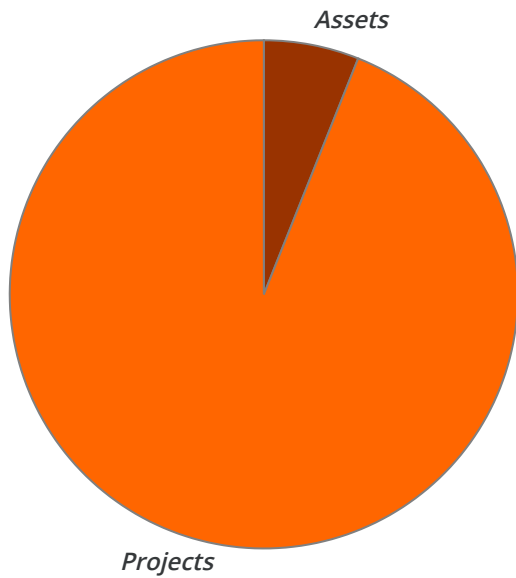


### Capital Vs Time Donated in Proyects (Detail Report)

Benefit	Activity	Sub-Activity	Amount	Percent	Vol.	Spon.
Time	Projects	2022 Total Charitable Hours from LTDC Construction Services: 326 hrs.	\$6,520.00	34.51%	0	0
		2022 Total Charitable Technology Hours from LTDC Construction Services: 0 hrs.	\$0.00	0.00%	0	0
	<b>Total</b>		<b>\$6,520.00</b>	<b>34.51%</b>	<b>0</b>	<b>0</b>
Capital	Projects	2022 Total Charitable Goods from LTDC Construction Services	\$1,925.47	10.19%	0	0
		2022 Total of Technology Donated from LTDC Construction Services	\$0.00	0.00%	0	0
		Project (10): Padre Sergio's Install Doors/Windows at Chapel Divina Misericordia (Raising Funds!)	\$855.00	4.53%	1	6
		Project (3): Malawi Mission (Ride4Orphans) (Completed!)	\$2,245.00	11.88%	1	6
		Project (4): Padre Fernando to build Chapel Sagrado Corazón de Jesús (In-Progerss!)	\$7,244.18	38.34%	1	49
		Project (8): Padre Fernando's Const. Storage/Priest-Room at Inmaculada Niña (Raising Funds!)	\$0.00	0.00%	1	0
		Project (9): Construction & Technology Projects in Venezuela with NuevaLife.org (Completed!)	\$104.15	0.55%	1	1
<b>Total</b>		<b>\$12,373.80</b>	<b>65.49%</b>	<b>5</b>	<b>62</b>	
<b>Total</b>		<b>\$18,893.80</b>	<b>100.00%</b>	<b>5</b>	<b>62</b>	

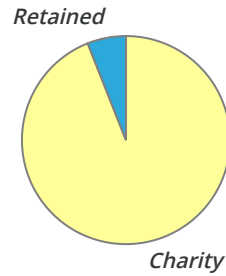
### Projects Vs Assets

Activity	Sub-Category	Amount	Percent	Volunt.	Spons.
Projects	Construction	\$18,893.80	94.43%	5	62
	Technology	\$0.00	0.00%	0	0
	<b>Total</b>	<b>\$18,893.80</b>	<b>94.43%</b>	<b>5</b>	<b>62</b>
Assets	Equipment	\$1,113.52	5.57%	0	0
	<b>Total</b>	<b>\$1,113.52</b>	<b>5.57%</b>	<b>0</b>	<b>0</b>
<b>Total</b>		<b>\$20,007.31</b>	<b>100.00%</b>	<b>5</b>	<b>62</b>



### Charity Vs. Other Allocations

Allocation	Amount	Percent
Charity	\$16,394	93.96%
Retained	\$1,054	6.04%
<b>Total</b>	<b>\$17,447</b>	<b>100.00%</b>



### Charity Vs. Other Allocations (Detail Report)

Allocation	Sub-Category	Activity	Benefit	Group	Amount	Percent	Vol.	Spon.	
Charity	Construction	Projects	Capital	Club Owned	\$12,374	70.92%	5	62	
			Time	Club Owned	\$6,520	37.37%	0	0	
			On-Account	Club Owned	(\$0)	0.00%	0	0	
			On-Acct. used from 2021	Club Owned	(\$2,500)	-14.33%	0	0	
	<b>Total</b>					<b>\$16,394</b>	<b>93.96%</b>	<b>5</b>	<b>62</b>
	Technology	Projects	Capital	Club Owned	\$0	0.00%	0	0	
			Time	Club Owned	\$0	0.00%	0	0	
			<b>Total</b>					<b>\$0</b>	<b>0.00%</b>
	<b>Total</b>					<b>\$16,394</b>	<b>93.96%</b>	<b>5</b>	<b>62</b>
	Retained	Equipment	Assets	Assets	Club Owned	\$1,114	6.38%	0	0
On-Account				Club Owned	(\$0)	-0.00%	0	0	
On-Acct. used from 2021				Club Owned	(\$60)	-0.34%	0	0	
<b>Total</b>					<b>\$1,054</b>	<b>6.04%</b>	<b>0</b>	<b>0</b>	
<b>Total</b>					<b>\$1,054</b>	<b>6.04%</b>	<b>0</b>	<b>0</b>	

