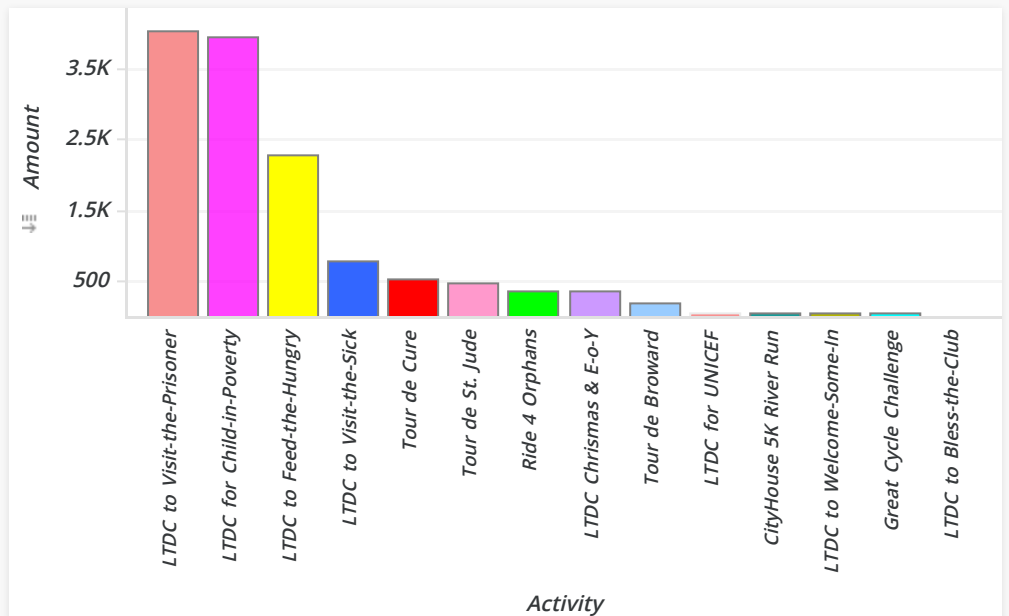
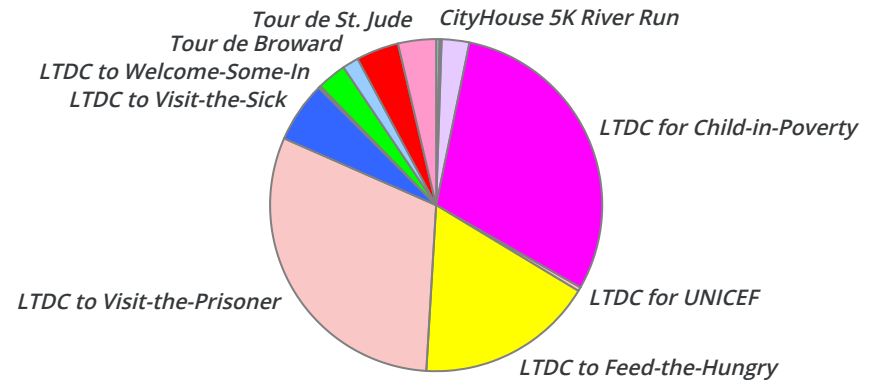


Annual Activities

Activity	Amount	Percent
LTDC to Visit-the-Prisoner	\$4,026.76	30.64%
LTDC for Child-in-Poverty	\$3,945.00	30.02%
LTDC to Feed-the-Hungry	\$2,271.30	17.28%
LTDC to Visit-the-Sick	\$777.70	5.92%
Tour de Cure	\$543.26	4.13%
Tour de St. Jude	\$488.10	3.71%
Ride 4 Orphans	\$376.60	2.87%
LTDC Christmas & E-o-Y	\$355.89	2.71%
Tour de Broward	\$210.00	1.60%
LTDC for UNICEF	\$52.60	0.40%
CityHouse 5K River Run	\$40.70	0.31%
LTDC to Welcome-Some-In	\$30.00	0.23%
Great Cycle Challenge	\$25.00	0.19%
LTDC to Bless-the-Club	\$0.00	0.00%
Total	\$13,142.91	100.00%

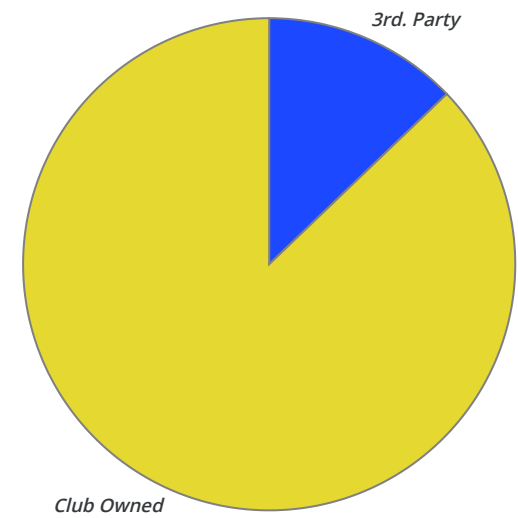
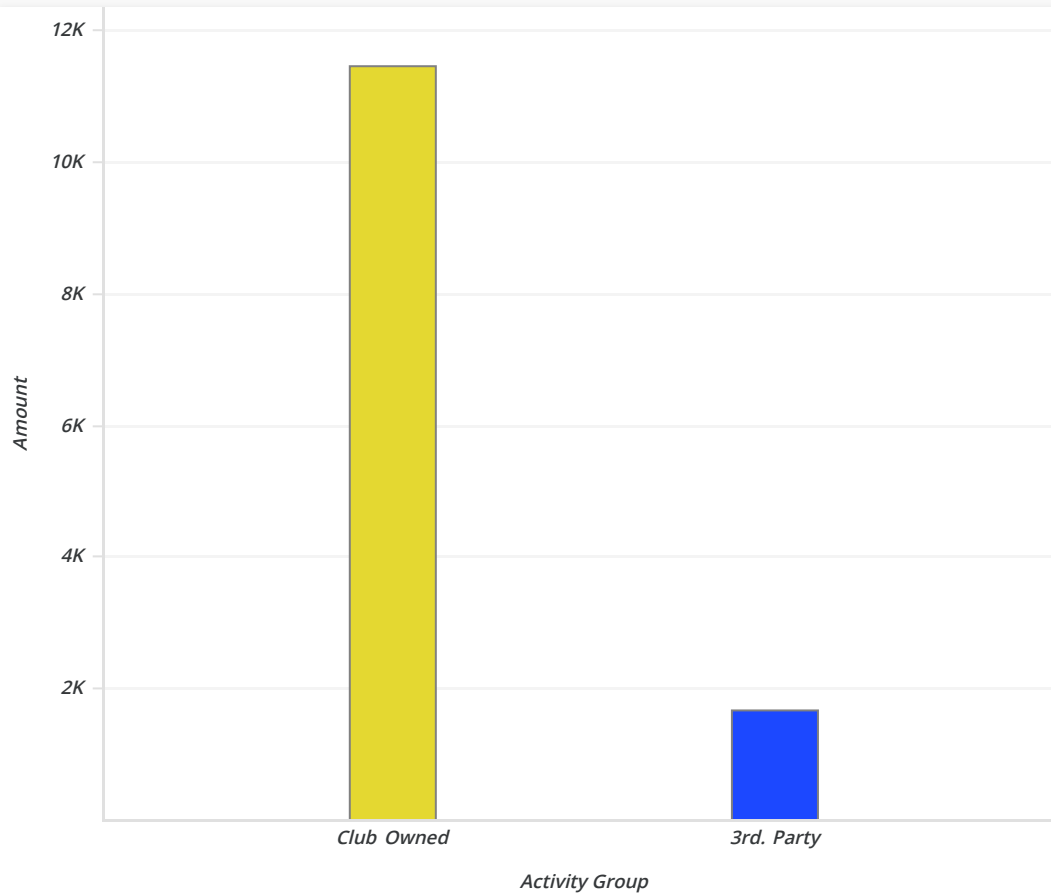


Annual Activities (Detail Report)

Activity	Group	Type	Category	Amount	Percent	Cycl.	Runn.	Walk.	Volu.	Spon.	TOTAL
LTDC Christmas & E-o-Y	Club Owned	Trainings	Feed the Hungry	\$26.17	0.20%	0	0	0	0	0	0
			Visit the Prisoner	\$26.17	0.20%	0	0	0	0	0	0
			Visit the Sick	\$26.17	0.20%	0	0	0	0	0	0
			Welcome Someone In	\$277.38	2.11%	5	0	3	3	4	15
LTDC for Child-in-Poverty	Club Owned	Events	Welcome Someone In	\$225.00	1.71%	4	0	6	1	7	18
		Programs	Welcome Someone In	\$3,720.00	28.30%	4	0	3	0	6	13
LTDC for UNICEF	Club Owned	Events	Welcome Someone In	\$52.60	0.40%	0	0	0	1	1	2
LTDC to Bless-the-Club	Club Owned	Programs	Welcome Someone In	\$0.00	0.00%	2	0	0	1	0	3
LTDC to Feed-the-Hungry	Club Owned	Events	Feed the Hungry	\$506.79	3.86%	0	0	2	5	19	26
		Programs	Feed the Hungry	\$1,764.51	13.43%	3	0	9	5	6	23
LTDC to Visit-the-Prisoner	Club Owned	Challenges	Visit the Prisoner	\$1,512.68	11.51%	2	0	0	1	14	17
		Programs	Visit the Prisoner	\$2,514.08	19.13%	0	0	0	10	30	40
LTDC to Visit-the-Sick	Club Owned	Events	Visit the Sick	\$626.43	4.77%	6	0	4	6	3	19
		Programs	Visit the Sick	\$151.27	1.15%	0	0	0	6	2	8
LTDC to Welcome-Some-In	Club Owned	Programs	Welcome Someone In	\$30.00	0.23%	0	0	0	0	0	0
CityHouse 5K River Run	3rd. Party	Events	Welcome Someone In	\$40.70	0.31%	0	0	0	0	0	0
Great Cycle Challenge	3rd. Party	Challenges	Visit the Sick	\$25.00	0.19%	3	0	0	1	0	4
Ride 4 Orphans	3rd. Party	Events	Welcome Someone In	\$376.60	2.87%	6	0	0	2	4	12
Tour de Broward	3rd. Party	Events	Visit the Sick	\$210.00	1.60%	4	4	2	2	2	14
Tour de Cure	3rd. Party	Events	Visit the Sick	\$543.26	4.13%	3	0	5	1	9	18
Tour de St. Jude	3rd. Party	Events	Visit the Sick	\$488.10	3.71%	5	1	0	3	2	11
Total				\$13,142.91	100.00%	47	5	34	48	109	243

Club Owned Vs. 3rd. Party Activities

Group	Amount	Percent	Cyclists	Runners	Walkers	Volunt.	Spons.
Club Owned	\$11,459.25	87.19%	26	0	27	39	92
3rd. Party	\$1,683.66	12.81%	21	5	7	9	17
Total	\$13,142.91	100.00%	47	5	34	48	109

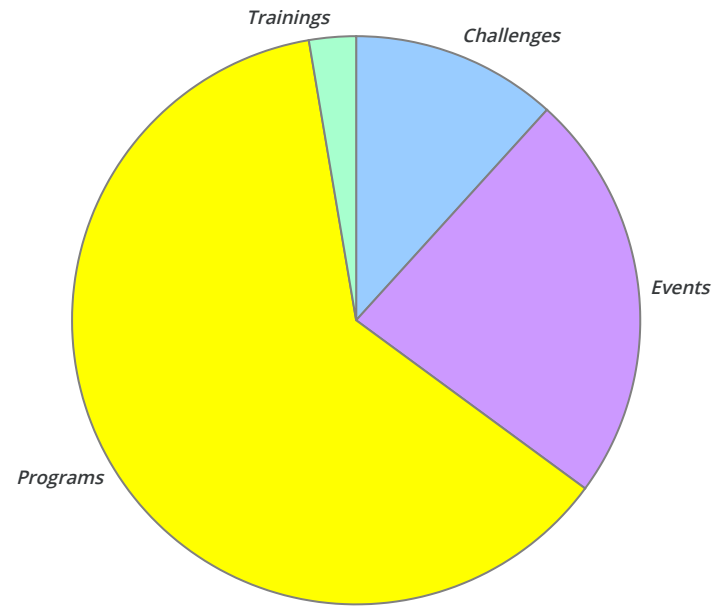
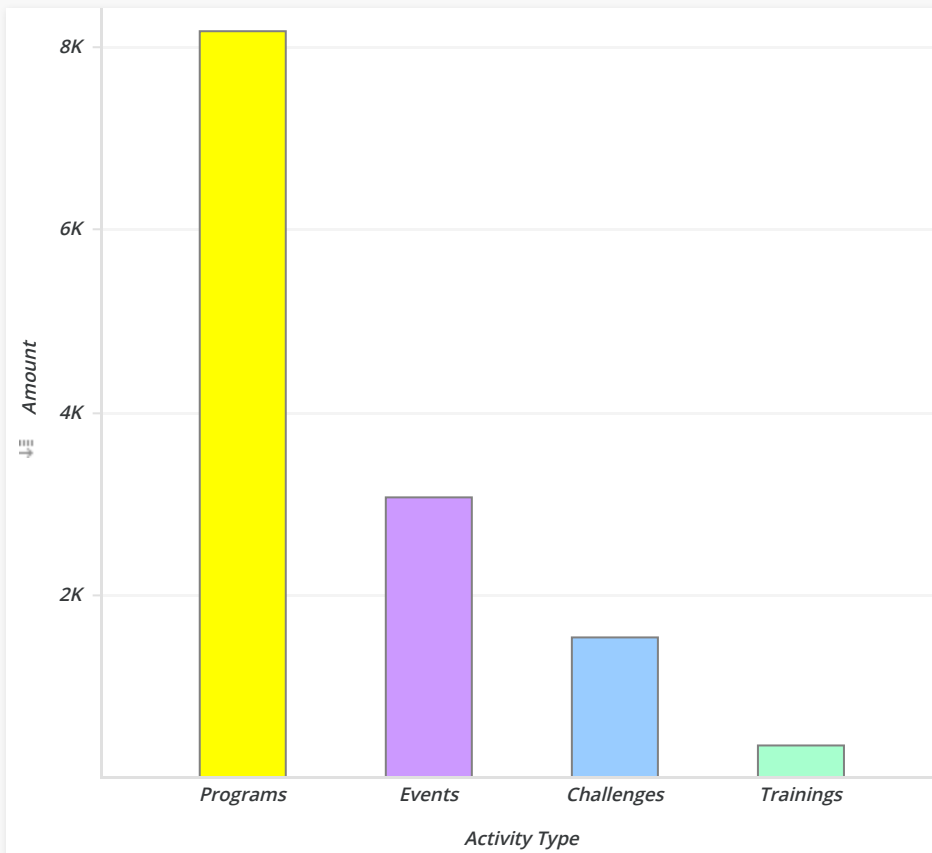


Club Owned Vs. 3rd. Party Activities (Detail Report)

Group	Activity	Type	Category	Amount	Percent	Cycl.	Runn.	Walk.	Volu.	Spon.	TOTAL	
Club Owned	LTDC for Child-in-Poverty	Programs	Welcome Someone In	\$3,720.00	28.30%	4	0	3	0	6	13	
	LTDC to Visit-the-Prisoner	Programs	Visit the Prisoner	\$2,514.08	19.13%	0	0	0	10	30	40	
	LTDC to Feed-the-Hungry	Programs	Feed the Hungry	\$1,764.51	13.43%	3	0	9	5	6	23	
	LTDC to Visit-the-Prisoner	Challenges	Visit the Prisoner	\$1,512.68	11.51%	2	0	0	1	14	17	
	LTDC to Visit-the-Sick	Events	Visit the Sick	\$626.43	4.77%	6	0	4	6	3	19	
	LTDC to Feed-the-Hungry	Events	Feed the Hungry	\$506.79	3.86%	0	0	2	5	19	26	
	LTDC Christmas & E-o-Y	Trainings	Welcome Someone In	\$277.38	2.11%	5	0	3	3	4	15	
	LTDC for Child-in-Poverty	Events	Welcome Someone In	\$225.00	1.71%	4	0	6	1	7	18	
	LTDC to Visit-the-Sick	Programs	Visit the Sick	\$151.27	1.15%	0	0	0	6	2	8	
	LTDC for UNICEF	Events	Welcome Someone In	\$52.60	0.40%	0	0	0	1	1	2	
	LTDC to Welcome-Some-In	Programs	Welcome Someone In	\$30.00	0.23%	0	0	0	0	0	0	
	LTDC Christmas & E-o-Y	Trainings	Feed the Hungry	\$26.17	0.20%	0	0	0	0	0	0	0
			Visit the Prisoner	\$26.17	0.20%	0	0	0	0	0	0	0
			Visit the Sick	\$26.17	0.20%	0	0	0	0	0	0	0
	LTDC to Bless-the-Club	Programs	Welcome Someone In	\$0.00	0.00%	2	0	0	1	0	3	
Total				\$11,459.25	87.19%	26	0	27	39	92	184	
3rd. Party	Tour de Cure	Events	Visit the Sick	\$543.26	4.13%	3	0	5	1	9	18	
	Tour de St. Jude	Events	Visit the Sick	\$488.10	3.71%	5	1	0	3	2	11	
	Ride 4 Orphans	Events	Welcome Someone In	\$376.60	2.87%	6	0	0	2	4	12	
	Tour de Broward	Events	Visit the Sick	\$210.00	1.60%	4	4	2	2	2	14	
	CityHouse 5K River Run	Events	Welcome Someone In	\$40.70	0.31%	0	0	0	0	0	0	
	Great Cycle Challenge	Challenges	Visit the Sick	\$25.00	0.19%	3	0	0	1	0	4	
	Total				\$1,683.66	12.81%	21	5	7	9	17	59
Total				\$13,142.91	100.00%	47	5	34	48	109	243	

Events Vs. Programs Vs. Challenges Vs. Trainings

Type	Amount	Percent	Cycl.	Run.	Walk.	Vol.	Spn.
Programs	\$8,179.86	62.24%	9	0	12	22	44
Events	\$3,069.48	23.35%	28	5	19	21	47
Challenges	\$1,537.68	11.70%	5	0	0	2	14
Trainings	\$355.89	2.71%	5	0	3	3	4
Total	\$13,142.91	100.00%	47	5	34	48	109

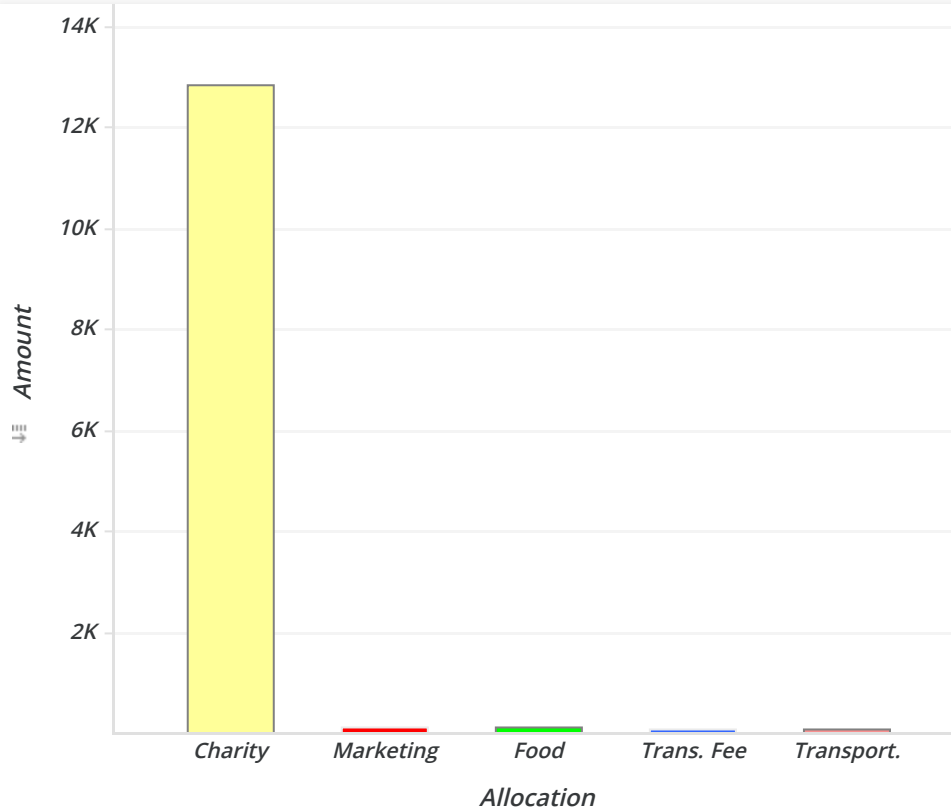
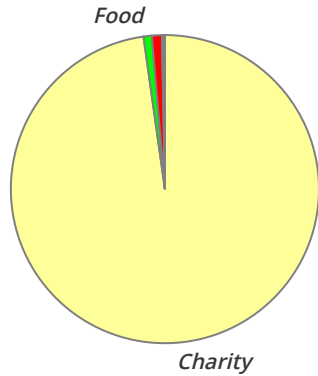


Events Vs. Programs Vs. Challenges Vs. Trainings (Detail Report)

Type	Activity	Group	Category	Amount	Percent	Cycl.	Runn.	Walk.	Volu.	Spon.	TOTAL
Challenges	LTDC to Visit-the-Prisoner	Club Owned	Visit the Prisoner	\$1,512.68	11.51%	2	0	0	1	14	17
	Great Cycle Challenge	3rd. Party	Visit the Sick	\$25.00	0.19%	3	0	0	1	0	4
	Total			\$1,537.68	11.70%	5	0	0	2	14	21
Events	LTDC to Visit-the-Sick	Club Owned	Visit the Sick	\$626.43	4.77%	6	0	4	6	3	19
	Tour de Cure	3rd. Party	Visit the Sick	\$543.26	4.13%	3	0	5	1	9	18
	LTDC to Feed-the-Hungry	Club Owned	Feed the Hungry	\$506.79	3.86%	0	0	2	5	19	26
	Tour de St. Jude	3rd. Party	Visit the Sick	\$488.10	3.71%	5	1	0	3	2	11
	Ride 4 Orphans	3rd. Party	Welcome Someone In	\$376.60	2.87%	6	0	0	2	4	12
	LTDC for Child-in-Poverty	Club Owned	Welcome Someone In	\$225.00	1.71%	4	0	6	1	7	18
	Tour de Broward	3rd. Party	Visit the Sick	\$210.00	1.60%	4	4	2	2	2	14
	LTDC for UNICEF	Club Owned	Welcome Someone In	\$52.60	0.40%	0	0	0	1	1	2
	CityHouse 5K River Run	3rd. Party	Welcome Someone In	\$40.70	0.31%	0	0	0	0	0	0
	Total			\$3,069.48	23.35%	28	5	19	21	47	120
Programs	LTDC for Child-in-Poverty	Club Owned	Welcome Someone In	\$3,720.00	28.30%	4	0	3	0	6	13
	LTDC to Visit-the-Prisoner	Club Owned	Visit the Prisoner	\$2,514.08	19.13%	0	0	0	10	30	40
	LTDC to Feed-the-Hungry	Club Owned	Feed the Hungry	\$1,764.51	13.43%	3	0	9	5	6	23
	LTDC to Visit-the-Sick	Club Owned	Visit the Sick	\$151.27	1.15%	0	0	0	6	2	8
	LTDC to Welcome-Some-In	Club Owned	Welcome Someone In	\$30.00	0.23%	0	0	0	0	0	0
	LTDC to Bless-the-Club	Club Owned	Welcome Someone In	\$0.00	0.00%	2	0	0	1	0	3
	Total			\$8,179.86	62.24%	9	0	12	22	44	87
Trainings	LTDC Christmas & E-o-Y	Club Owned	Welcome Someone In	\$277.38	2.11%	5	0	3	3	4	15
	Feed the Hungry		\$26.17	0.20%	0	0	0	0	0	0	
	Visit the Prisoner		\$26.17	0.20%	0	0	0	0	0	0	
	Visit the Sick		\$26.17	0.20%	0	0	0	0	0	0	
	Total			\$355.89	2.71%	5	0	3	3	4	15

Charity Vs. Other Allocat...

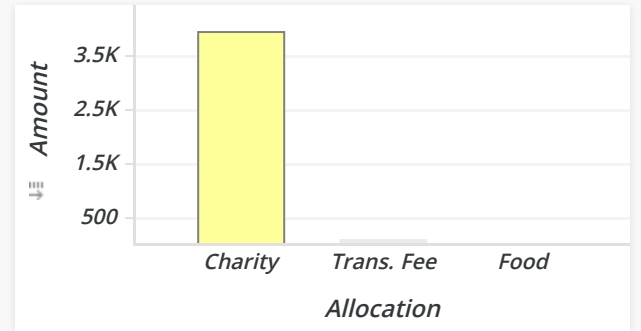
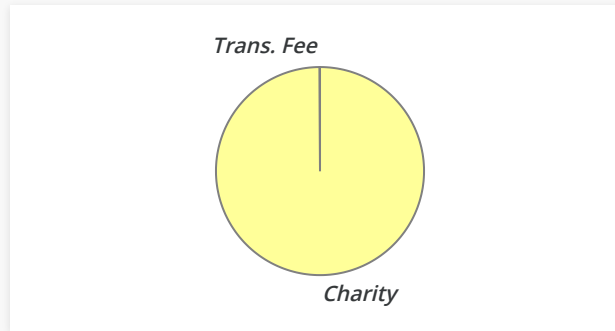
Allocation	Amount	Percent
Charity	\$12,849	97.76%
Marketing	\$137	1.04%
Food	\$112	0.86%
Trans. Fee	\$25	0.19%
Transport.	\$20	0.15%
Total	\$13,143	100.00%



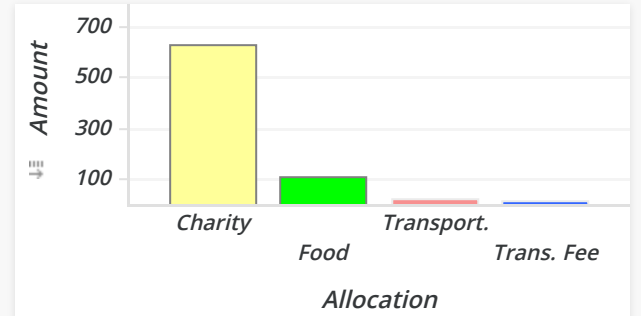
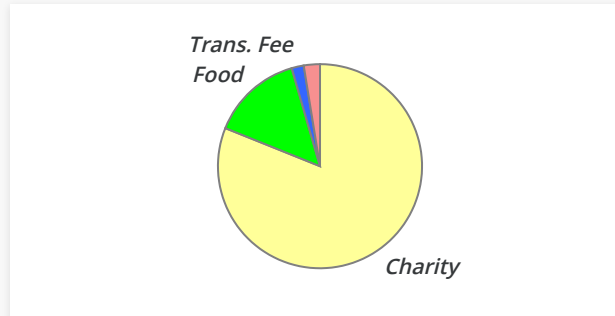
Charity Vs. Other Allocations (Detail Report)

Activity	Group	Allocation	Amount	Percent
Tour de St. Jude	3rd. Party	Charity	\$488	3.71%
Tour de Cure	3rd. Party	Charity	\$543	4.13%
Tour de Broward	3rd. Party	Charity	\$210	1.60%
Ride 4 Orphans	3rd. Party	Charity	\$377	2.87%
LTDC to Welcome-Some-In	Club Owned	Charity	\$30	0.23%
LTDC to Visit-the-Sick	Club Owned	Charity	\$630	4.80%
		Food	\$112	0.86%
		Trans. Fee	\$15	0.11%
		Transport.	\$20	0.15%
LTDC to Visit-the-Prisoner	Club Owned	Charity	\$4,027	30.64%
		Food	\$0	0.00%
		Trans. Fee	\$0	0.00%
		Transport.	\$0	0.00%
LTDC to Feed-the-Hungry	Club Owned	Charity	\$2,265	17.23%
		Food	\$0	0.00%
		Trans. Fee	\$7	0.05%
LTDC to Bless-the-Club	Club Owned	Charity	\$0	0.00%
LTDC for UNICEF	Club Owned	Charity	\$53	0.40%
LTDC for Child-in-Poverty	Club Owned	Charity	\$3,942	29.99%
		Food	\$0	0.00%
		Trans. Fee	\$3	0.02%
LTDC Christmas & E-o-Y	Club Owned	Charity	\$219	1.67%
		Marketing	\$137	1.04%
Great Cycle Challenge	3rd. Party	Charity	\$25	0.19%

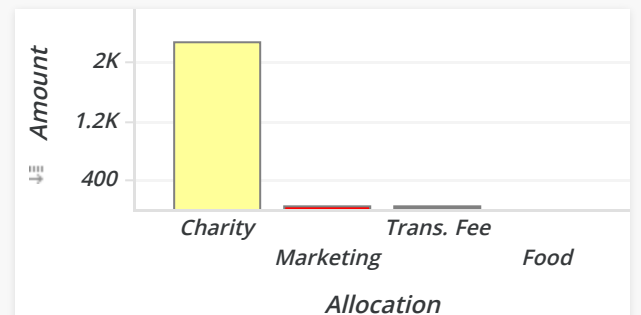
Child-in-Poverty Allocation	Amount	Percent
Charity	\$5,864	99.95%
Food	\$0	0.00%
Trans. Fee	\$3	0.05%
Total	\$5,867	100.00%



Visit-the-Sick Allocation	Amount	Percent
Charity	\$630	81.04%
Food	\$112	14.46%
Trans. Fee	\$15	1.93%
Transport.	\$20	2.57%
Total	\$778	100.00%



Feed-the-Hungry Allocation	Amount	Percent
Charity	\$2,265	98.57%
Food	\$0	0.00%
Marketing	\$26	1.14%
Trans. Fee	\$7	0.30%
Total	\$2,297	100.00%



Visit-the-Prisoner Allocation	Amount	Percent
Charity	\$4,027	99.35%
Food	\$0	0.00%
Marketing	\$26	0.65%
Trans. Fee	\$0	0.00%
Transport.	\$0	0.00%
Total	\$4,053	100.00%

