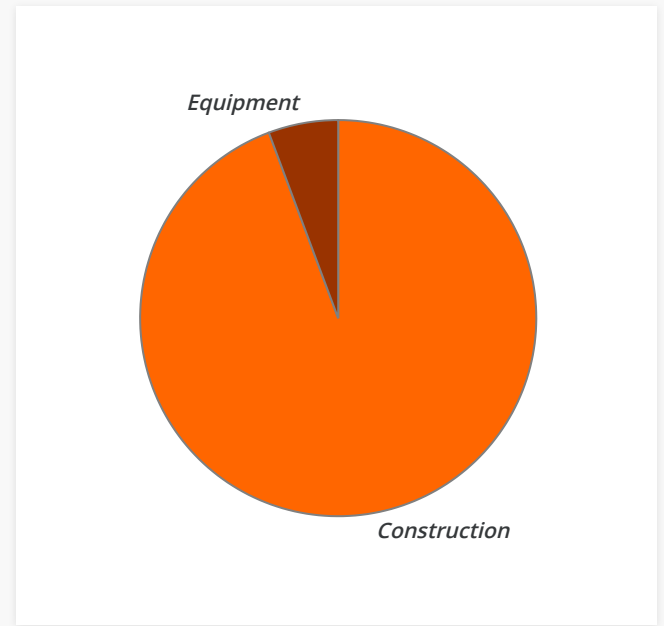
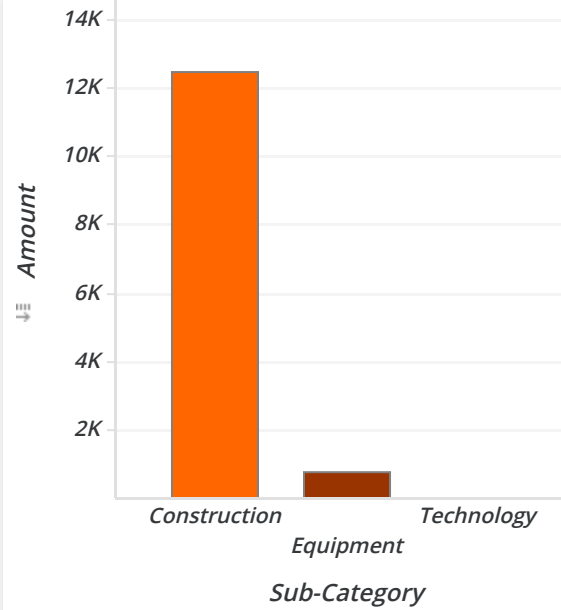


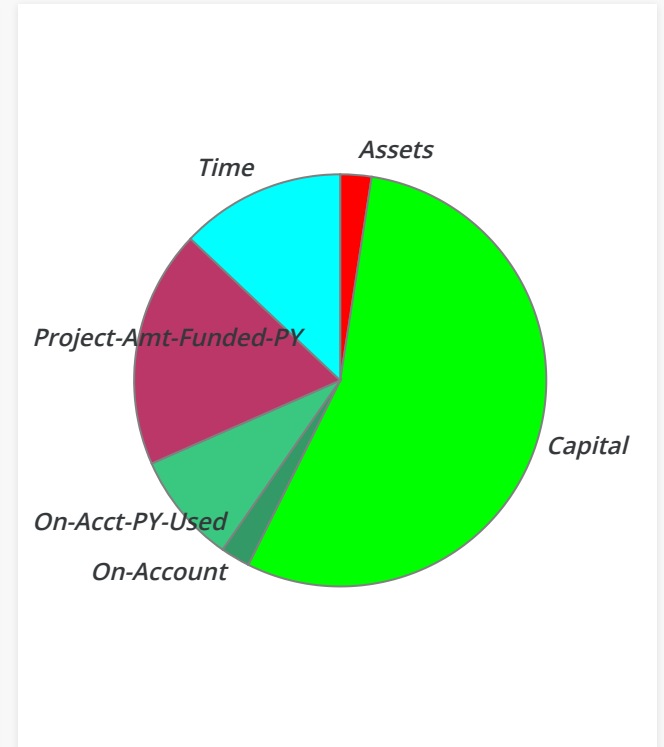
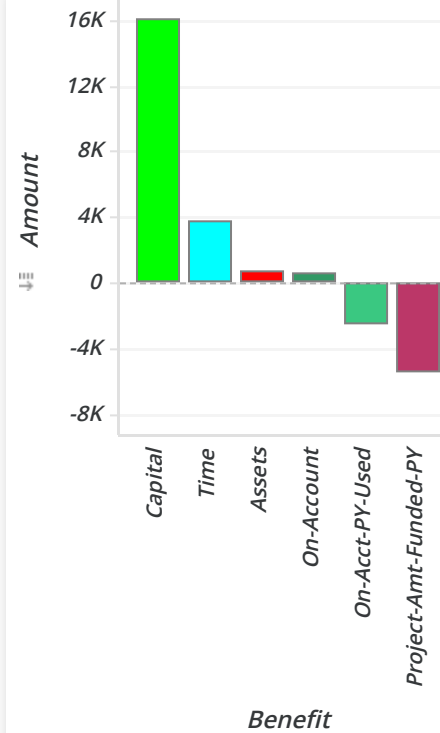
Annual Services

Sub-Category	Amount	Percent
Construction	\$12,485.84	94.29%
Equipment	\$756.75	5.71%
Technology	\$0.00	0.00%
Total	\$13,242.59	100.00%



Annual Services

Sub-Category	Benefit	Amount	Percent
Construction	Capital	\$16,090.99	121.51%
	Time	\$3,800.00	28.70%
	On-Account	\$565.00	4.27%
	On-Acct-PY-Used	-\$2,500.00	-18.88%
Equipment	Assets	\$705.67	5.33%
	On-Account	\$110.94	0.84%
	On-Acct-PY-Used	-\$59.85	-0.45%
Technology	Capital	\$0.00	0.00%
	Time	\$0.00	0.00%
Total		\$13,242.59	100.00%



Annual Services (Detail Report) (P.1)

Sub-Category	Benefit	Sub-Activity	Amount	Percent	Vol.	Spon.
Construction	Capital	2022 Total Charitable Goods from LTDC Construction Services 0 hrs.	\$1,197.51	9.59%	0	0
		Project (10): Padre Sergio's Install Doors/Windows at Chapel Divina Misericordia (Raising Funds!)	\$355.00	2.84%	1	0
		Project (3): Malawi Mission (Ride4Orphans) (Completed!)	\$3,239.11	25.94%	1	4
		Project (4): Padre Fernando to build Chapel Sagrado Corazón de Jesús (In-Progerss!)	\$11,195.22	89.66%	1	47
		Project (8): Padre Fernando's Const. Storage/Priest-Room at Inmaculada Niña (Raising Funds!)	\$0.00	0.00%	1	0
		Project (9): Construction & Technology Projects in Venezuela with NuevaLife.org (Completed!)	\$104.15	0.83%	1	0
		Total	\$16,090.99	128.87%	5	51
On-Account		2022 LTDC Construction Services Fundraise Balance (After Allocation):	\$565.00	4.53%	0	0
		Total	\$565.00	4.53%	0	0
On-Acct-PY-Used		On Account from Prior Year:	-\$2,500.00	-20.02%	0	0
		Total	-\$2,500.00	-20.02%	0	0
Project-Amt-Funded-PY		Total Project Amount Funded on Prior Year	-\$5,470.15	-43.81%	0	0
		Total	-\$5,470.15	-43.81%	0	0
Time		2022 Total Charitable Hours from LTDC Construction Services: 190 hrs.	\$3,800.00	30.43%	1	0
		Total	\$3,800.00	30.43%	1	0
Total			\$12,485.84	100.00%	6	51

Annual Services (Detail Report) (P.2)

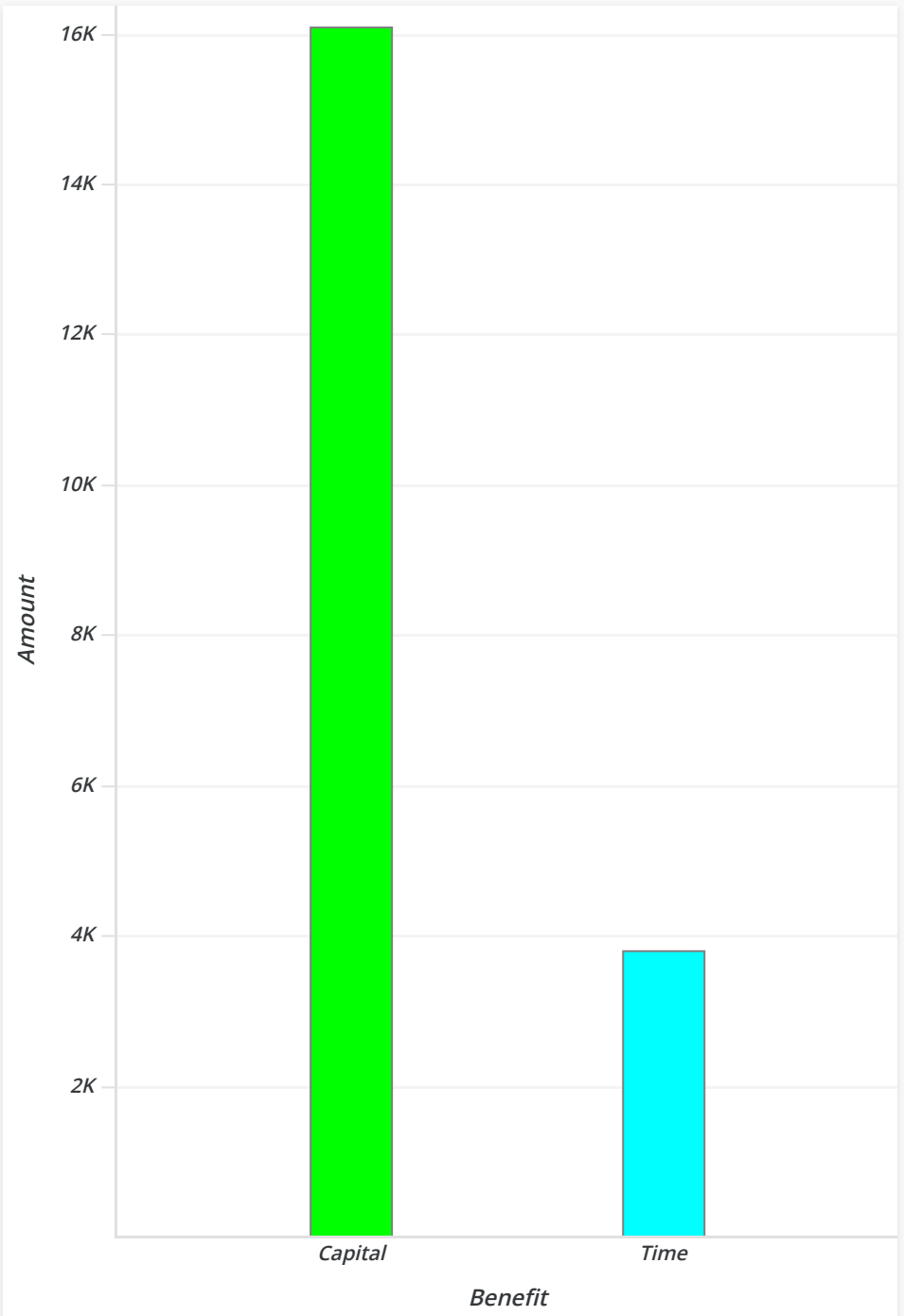
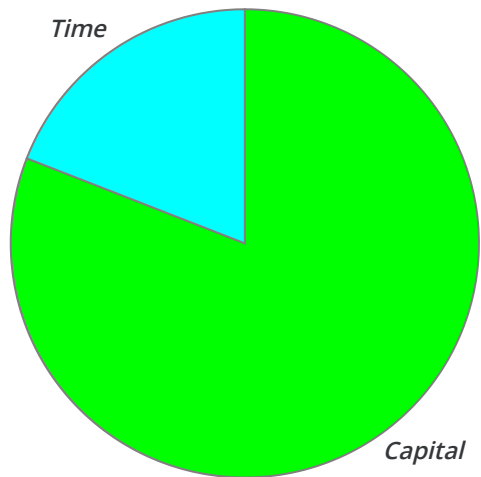
Sub-Category	Benefit	Sub-Activity	Amount	Percent	Vol.	Spon.		
Equipment	Assets	10" Wrench	\$14.95	1.98%	0	0		
		AVANTI PRO 4"X1" DRILL STRIP DISC	\$7.46	0.99%	0	0		
		BERNZOMATIC TS4000 TORCH HEAD	\$37.42	4.94%	0	0		
		DW MAXFIT 5/16" NUT DRIVER	\$3.93	0.52%	0	0		
		HUSKY 6" Double Speed Adjustable Wrench	\$10.67	1.41%	0	0		
		HUSKY Quick Adj. Junior Tube Cutter	\$17.47	2.31%	0	0		
		HUSKY WALL STRIPPER 4"	\$13.35	1.76%	0	0		
		MILWAUKEE 1-1/8" SDS Plus Rotary Hammer	\$319.93	42.28%	0	0		
		MILWAUKEE 10" SDS Plus Demo Bull Point Chisel	\$27.79	3.67%	0	0		
		MILWAUKEE 25FT Autolock Tape Measure	\$18.16	2.40%	0	0		
		MILWAUKEE 9 IN. NAIL PULLER WITH DIMPLER	\$16.02	2.12%	0	0		
		MILWAUKEE SDS BIT 5/32" x 7" 1/4" HEX; 3/16" x 7" 1/4" HEX	\$19.20	2.54%	0	0		
		MILWAUKEE SDS Plus Steel Tile Chisel	\$26.72	3.53%	0	0		
		QEP 1/4" x 3/8" x 1/4" SQ NCH CG TROWEL	\$13.13	1.73%	0	0		
		RIDGID 4.5" MESH RIM DIAMOND BLADE	\$43.62	5.76%	0	0		
		RIDGID 4" DOUBLE ROW CUP WHEEL	\$58.82	7.77%	0	0		
		SHARKBITE END STOP (3/4" & 1/2")	\$17.48	2.31%	0	0		
		STANDARD AUGER BIT SET (3 Pieces)	\$39.56	5.23%	0	0		
				Total	\$705.67	93.25%	0	0
		On-Account		2022 (On-Account) Balance Remaining to Use for Equipment & Tools	\$110.94	14.66%	0	1
Total	\$110.94			14.66%	0	1		
On-Acct-PY-Used		On-Account from Prior Year:	-\$59.85	-7.91%	0	0		
		Total	-\$59.85	-7.91%	0	0		
Total			\$756.75	100.00%	0	1		

Annual Services (Detail Report) (P.2)

Sub-Category	Benefit	Sub-Activity	Amount	Percent	Vol.	Spon.
Technology	Capital	2022 Total of Technology Donated from LTDC Construction Services	\$0.00		0	
		Total	\$0.00		0	
	Time	2022 Total Charitable Technology Hours from LTDC Construction Services: 0 hrs.	\$0.00		0	0
		Total	\$0.00		0	0
	Total		\$0.00		0	0

Capital Vs Time Donated in Projects

Benefit	Sub-Category	Amount	Percent	Volunt.	Spons.
Capital	Construction	\$16,090.99	80.90%	5	51
	Technology	\$0.00	0.00%	0	
	Total	\$16,090.99	80.90%	5	51
Time	Construction	\$3,800.00	19.10%	1	0
	Technology	\$0.00	0.00%	0	0
	Total	\$3,800.00	19.10%	1	0
Total		\$19,890.99	100.00%	6	51

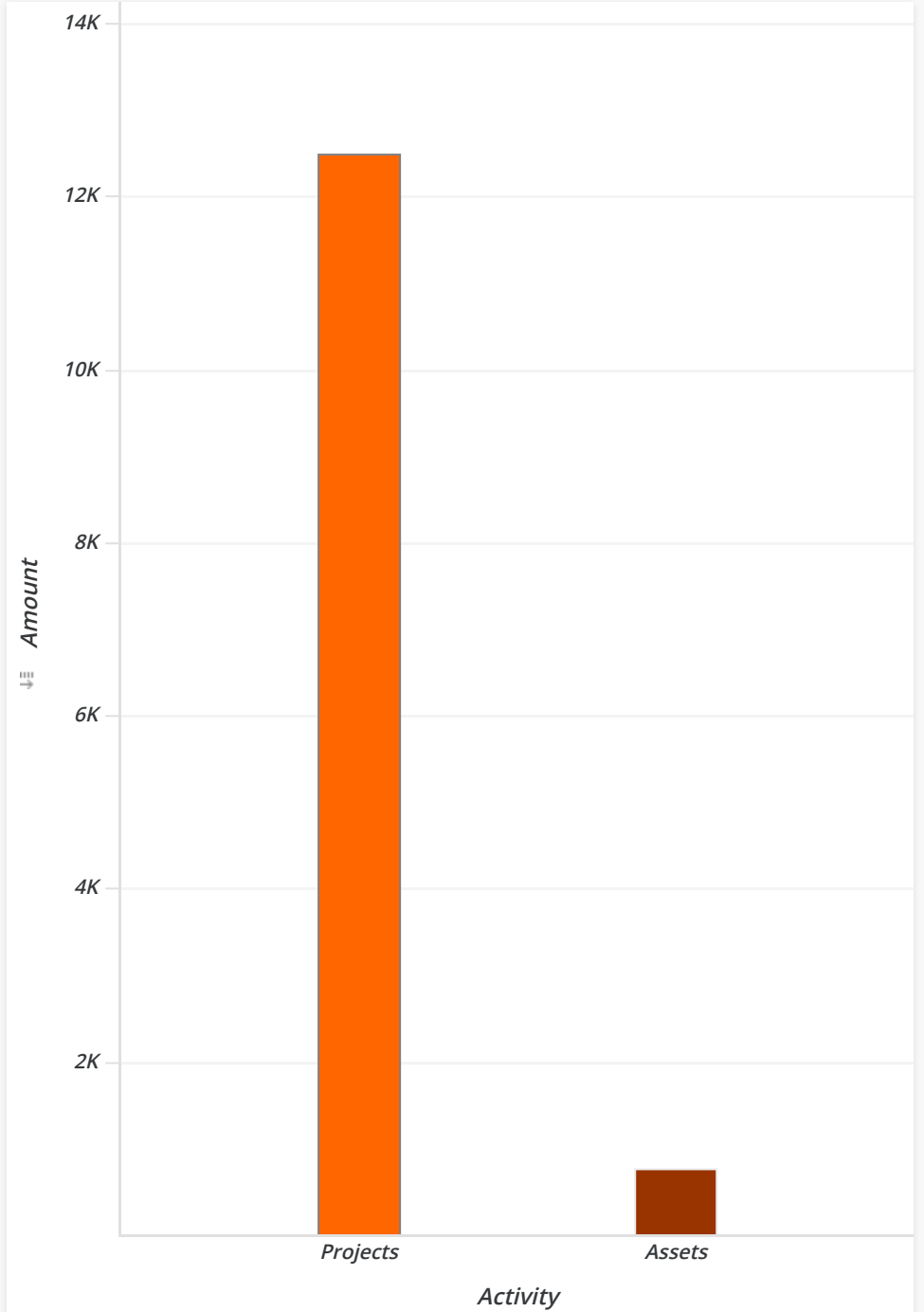
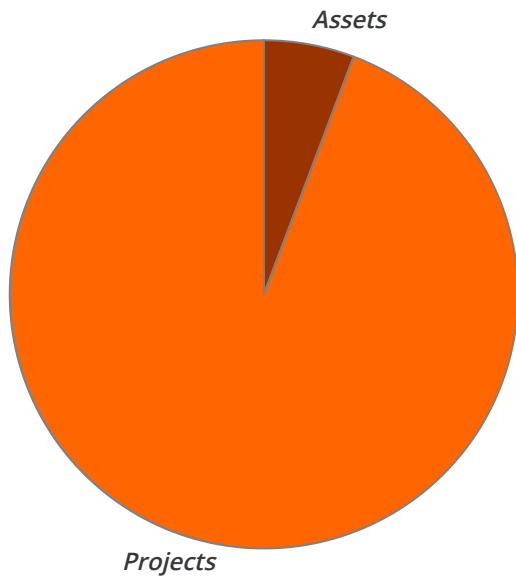


Capital Vs Time Donated in Proyects (Detail Report)

Benefit	Activity	Sub-Activity	Amount	Percent	Vol.	Spon.
Time	Projects	2022 Total Charitable Hours from LTDC Construction Services: 190 hrs.	\$3,800.00	19.10%	1	0
		2022 Total Charitable Technology Hours from LTDC Construction Services: 0 hrs.	\$0.00	0.00%	0	0
	Total		\$3,800.00	19.10%	1	0
Capital	Projects	2022 Total Charitable Goods from LTDC Construction Services 0 hrs.	\$1,197.51	6.02%	0	0
		2022 Total of Technology Donated from LTDC Construction Services	\$0.00	0.00%	0	
		Project (10): Padre Sergio's Install Doors/Windows at Chapel Divina Misericordia (Raising Funds!)	\$355.00	1.78%	1	0
		Project (3): Malawi Mission (Ride4Orphans) (Completed!)	\$3,239.11	16.28%	1	4
		Project (4): Padre Fernando to build Chapel Sagrado Corazón de Jesús (In-Progerss!)	\$11,195.22	56.28%	1	47
		Project (8): Padre Fernando's Const. Storage/Priest-Room at Inmaculada Niña (Raising Funds!)	\$0.00	0.00%	1	0
		Project (9): Construction & Technology Projects in Venezuela with NuevaLife.org (Completed!)	\$104.15	0.52%	1	0
Total		\$16,090.99	80.90%	5	51	
Total		\$19,890.99	100.00%	6	51	

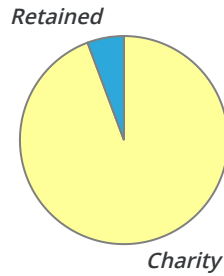
Projects Vs Assets

Activity	Sub-Category	Amount	Percent	Volunt.	Spons.
Projects	Construction	\$19,890.99	96.57%	6	51
	Technology	\$0.00	0.00%	0	0
	Total	\$19,890.99	96.57%	6	51
Assets	Equipment	\$705.67	3.43%	0	0
	Total	\$705.67	3.43%	0	0
Total		\$20,596.65	100.00%	6	51



Charity Vs. Other Allocations

Allocation	Amount	Percent
Charity	\$12,486	94.29%
Retained	\$757	5.71%
Total	\$13,243	100.00%



Charity Vs. Other Allocations (Detail Report)

Allocation	Sub-Category	Activity	Benefit	Group	Amount	Percent	Vol.	Spon.
Charity	Construction	Projects	Capital	Club Owned	\$16,091	121.51%	5	51
			Time	Club Owned	\$3,800	28.70%	1	0
			On-Account	Club Owned	\$565	4.27%	0	0
			On-Acct-PY-Used	Club Owned	(\$2,500)	-18.88%	0	0
			Project-Amt-Funded-PY	Club Owned	(\$5,470)	-41.31%	0	0
	Total				\$12,486	94.29%	6	51
Charity	Technology	Projects	Capital	Club Owned	\$0	0.00%	0	
			Time	Club Owned	\$0	0.00%	0	0
			Total			\$0	0.00%	0
Total				\$12,486	94.29%	6	51	
Retained	Equipment	Assets	Assets	Club Owned	\$706	5.33%	0	0
			On-Account	Club Owned	\$111	0.84%	0	1
			On-Acct-PY-Used	Club Owned	(\$60)	-0.45%	0	0
			Total			\$757	5.71%	0
Total				\$757	5.71%	0	1	

