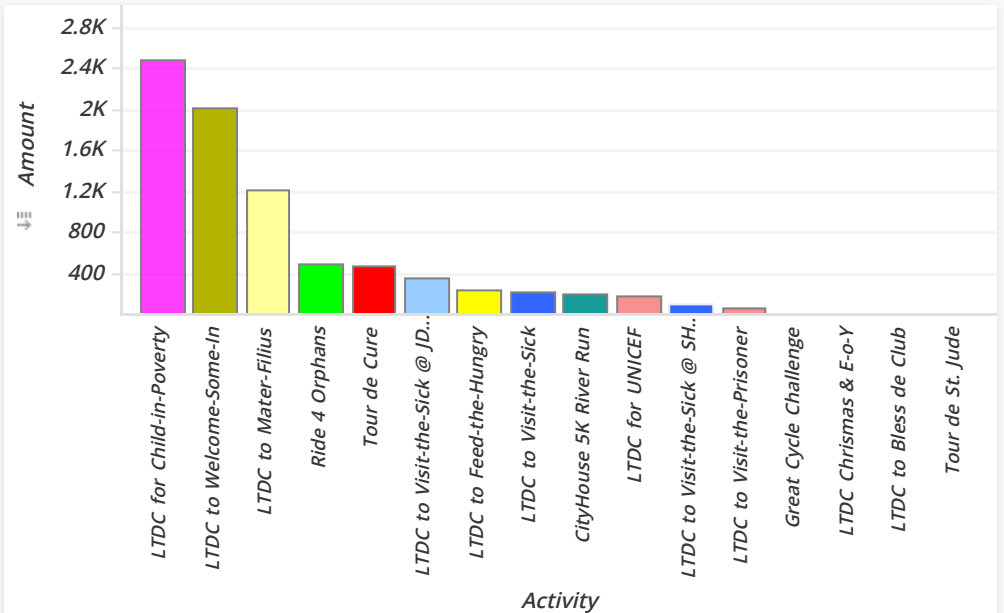
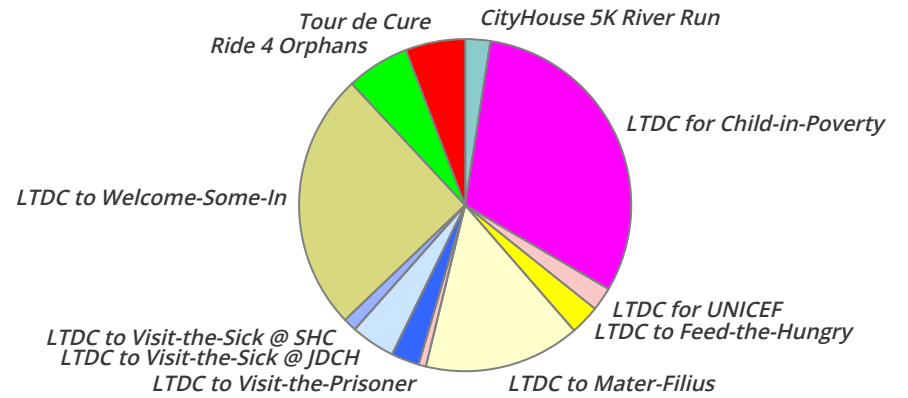


Annual Activities

Activity	Amount	Percent
LTDC for Child-in-Poverty	\$2,480.00	30.96%
LTDC to Welcome-Some-In	\$2,019.46	25.21%
LTDC to Mater-Filius	\$1,217.05	15.19%
Ride 4 Orphans	\$490.00	6.12%
Tour de Cure	\$468.02	5.84%
LTDC to Visit-the-Sick @ JDCH	\$345.00	4.31%
LTDC to Feed-the-Hungry	\$232.59	2.90%
LTDC to Visit-the-Sick	\$218.00	2.72%
CityHouse 5K River Run	\$194.09	2.42%
LTDC for UNICEF	\$184.12	2.30%
LTDC to Visit-the-Sick @ SHC	\$104.00	1.30%
LTDC to Visit-the-Prisoner	\$57.49	0.72%
Great Cycle Challenge	\$0.00	0.00%
LTDC Christmas & E-o-Y	\$0.00	0.00%
LTDC to Bless de Club	\$0.00	0.00%
Tour de St. Jude	\$0.00	0.00%
Total	\$8,009.82	100.00%

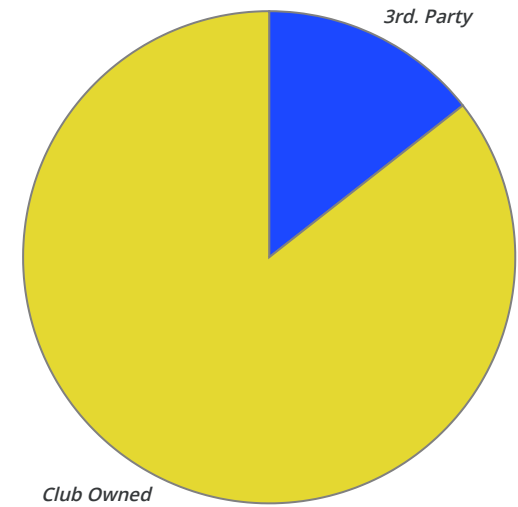
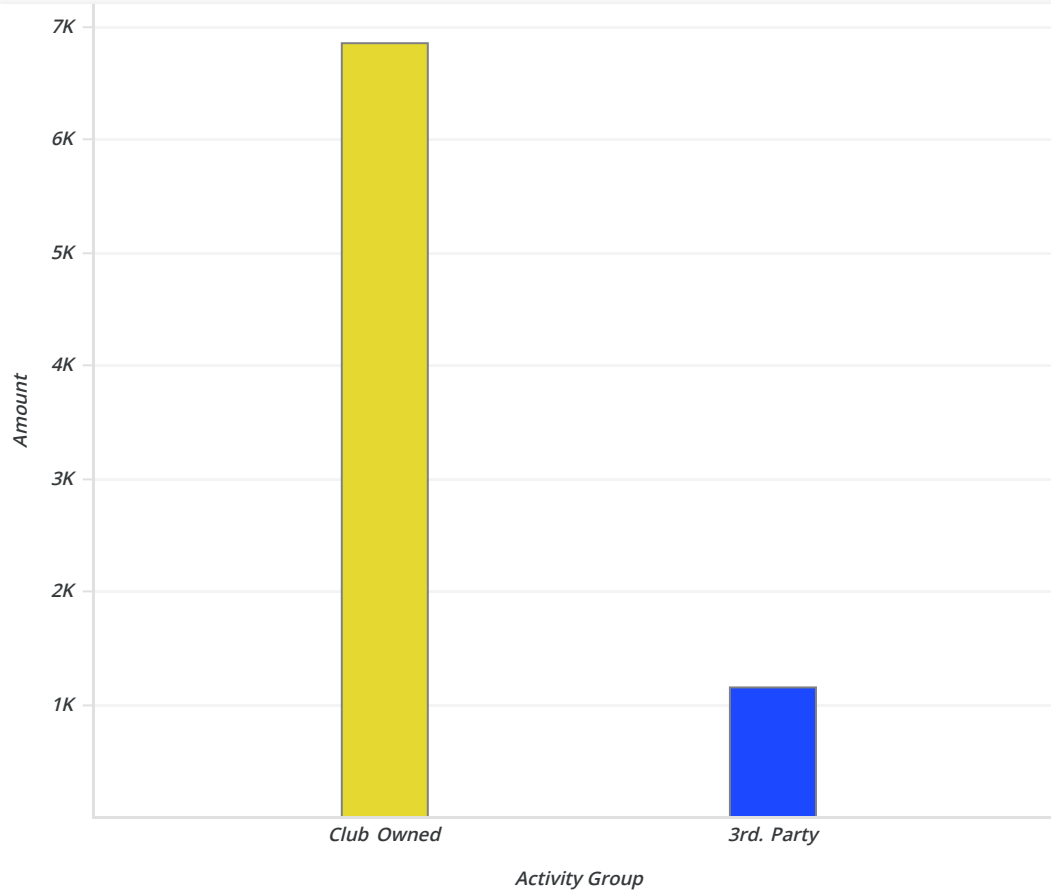


Annual Activities (Detail Report)

Activity	Group	Type	Category	Amount	Percent	Cycl.	Runn.	Walk.	Volu.	Spon.	TOTAL
LTDC Christmas & E-o-Y	Club Owned	Trainings	Feed the Hungry	\$0.00	0.00%	0	0	0	0	0	0
			Visit the Prisoner	\$0.00	0.00%	0	0	0	0	0	0
			Visit the Sick	\$0.00	0.00%	0	0	0	0	0	0
			Welcome Someone In	\$0.00	0.00%	0	0	0	1	0	1
LTDC for Child-in-Poverty	Club Owned	Events	Welcome Someone In	\$570.00	7.12%	9	0	0	0	1	10
		Programs	Welcome Someone In	\$1,910.00	23.85%	4	0	3	0	4	11
LTDC for UNICEF	Club Owned	Events	Welcome Someone In	\$184.12	2.30%	4	1	0	2	0	7
LTDC to Bless de Club	Club Owned	Programs	Welcome Someone In	\$0.00	0.00%	0	0	0	0	0	0
LTDC to Feed-the-Hungry	Club Owned	Events	Feed the Hungry	\$0.00	0.00%	0	0	0	1	0	1
		Programs	Feed the Hungry	\$232.59	2.90%	4	0	9	10	6	29
LTDC to Mater-Filius	Club Owned	Events	Welcome Someone In	\$1,217.05	15.19%	1	0	1	1	1	4
LTDC to Visit-the-Prisoner	Club Owned	Challenges	Visit the Prisoner	\$0.00	0.00%	0	0	0	1	0	1
		Programs	Visit the Prisoner	\$57.49	0.72%	0	0	0	10	0	10
LTDC to Visit-the-Sick	Club Owned	Programs	Visit the Sick	\$218.00	2.72%	0	0	0	1	0	1
LTDC to Visit-the-Sick @ JDCH	Club Owned	Events	Visit the Sick	\$345.00	4.31%	9	3	5	1	3	21
LTDC to Visit-the-Sick @ SHC	Club Owned	Events	Visit the Sick	\$104.00	1.30%	1	0	0	1	0	2
LTDC to Welcome-Some-In	Club Owned	Programs	Welcome Someone In	\$2,019.46	25.21%	0	0	0	0	0	0
CityHouse 5K River Run	3rd. Party	Events	Welcome Someone In	\$194.09	2.42%	0	4	0	0	0	4
Great Cycle Challenge	3rd. Party	Challenges	Visit the Sick	\$0.00	0.00%	1	0	0	1	0	2
Ride 4 Orphans	3rd. Party	Events	Welcome Someone In	\$490.00	6.12%	0	8	0	1	4	13
Tour de Cure	3rd. Party	Events	Visit the Sick	\$468.02	5.84%	0	3	0	1	9	13
Tour de St. Jude	3rd. Party	Events	Visit the Sick	\$0.00	0.00%	0	1	0	3	2	6
Total				\$8,009.82	100.00%	33	20	18	35	30	136

Club Owned Vs. 3rd. Party Activities

Group	Amount	Percent	Cyclists	Runners	Walkers	Volunt.	Spons.
Club Owned	\$6,857.71	85.62%	32	4	18	29	15
3rd. Party	\$1,152.11	14.38%	1	16	0	6	15
Total	\$8,009.82	100.00%	33	20	18	35	30

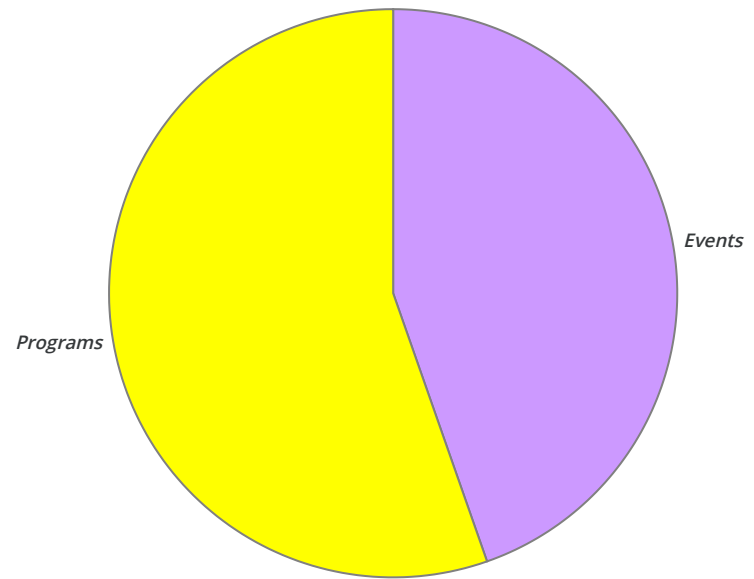
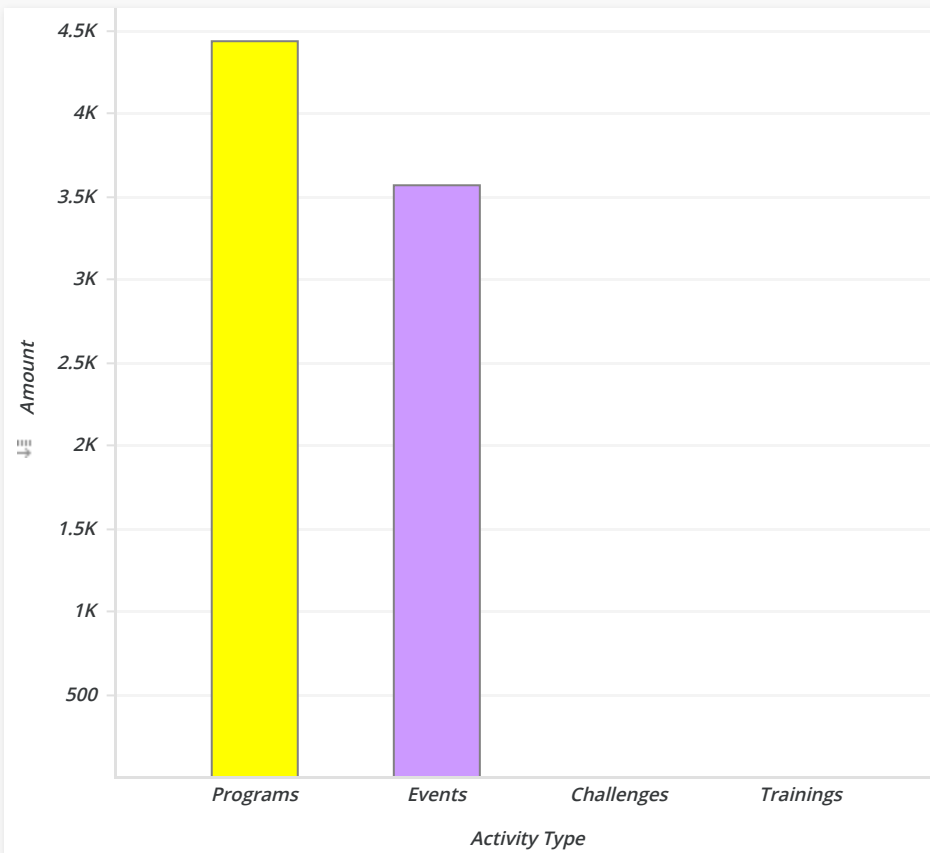


Club Owned Vs. 3rd. Party Activities (Detail Report)

Group	Activity	Type	Category	Amount	Percent	Cycl.	Runn.	Walk.	Volu.	Spon.	TOTAL	
Club Owned	LTDC to Welcome-Some-In	Programs	Welcome Someone In	\$2,019.46	25.21%	0	0	0	0	0	0	
	LTDC for Child-in-Poverty	Programs	Welcome Someone In	\$1,910.00	23.85%	4	0	3	0	4	11	
	LTDC to Mater-Filius	Events	Welcome Someone In	\$1,217.05	15.19%	1	0	1	1	1	4	
	LTDC for Child-in-Poverty	Events	Welcome Someone In	\$570.00	7.12%	9	0	0	0	1	10	
	LTDC to Visit-the-Sick @ JDCH	Events	Visit the Sick	\$345.00	4.31%	9	3	5	1	3	21	
	LTDC to Feed-the-Hungry	Programs	Feed the Hungry	\$232.59	2.90%	4	0	9	10	6	29	
	LTDC to Visit-the-Sick	Programs	Visit the Sick	\$218.00	2.72%	0	0	0	1	0	1	
	LTDC for UNICEF	Events	Welcome Someone In	\$184.12	2.30%	4	1	0	2	0	7	
	LTDC to Visit-the-Sick @ SHC	Events	Visit the Sick	\$104.00	1.30%	1	0	0	1	0	2	
	LTDC to Visit-the-Prisoner	Programs	Visit the Prisoner	\$57.49	0.72%	0	0	0	10	0	10	
	LTDC Christmas & E-o-Y	Trainings	Feed the Hungry	\$0.00	0.00%	0	0	0	0	0	0	0
			Visit the Prisoner	\$0.00	0.00%	0	0	0	0	0	0	0
			Visit the Sick	\$0.00	0.00%	0	0	0	0	0	0	0
			Welcome Someone In	\$0.00	0.00%	0	0	0	1	0	1	
	LTDC to Bless de Club	Programs	Welcome Someone In	\$0.00	0.00%	0	0	0	0	0	0	
	LTDC to Feed-the-Hungry	Events	Feed the Hungry	\$0.00	0.00%	0	0	0	1	0	1	
	LTDC to Visit-the-Prisoner	Challenges	Visit the Prisoner	\$0.00	0.00%	0	0	0	1	0	1	
	Total				\$6,857.71	85.62%	32	4	18	29	15	98
	3rd. Party	Ride 4 Orphans	Events	Welcome Someone In	\$490.00	6.12%	0	8	0	1	4	13
		Tour de Cure	Events	Visit the Sick	\$468.02	5.84%	0	3	0	1	9	13
CityHouse 5K River Run		Events	Welcome Someone In	\$194.09	2.42%	0	4	0	0	0	4	
Great Cycle Challenge		Challenges	Visit the Sick	\$0.00	0.00%	1	0	0	1	0	2	
Tour de St. Jude		Events	Visit the Sick	\$0.00	0.00%	0	1	0	3	2	6	
Total					\$1,152.11	14.38%	1	16	0	6	15	38

Events Vs. Programs Vs. Challenges Vs. Trainings

Type	Amount	Percent	Cycl.	Run.	Walk.	Vol.	Spn.
Programs	\$4,437.54	55.40%	8	0	12	21	10
Events	\$3,572.28	44.60%	24	20	6	11	20
Challenges	\$0.00	0.00%	1	0	0	2	0
Trainings	\$0.00	0.00%	0	0	0	1	0
Total	\$8,009.82	100.00%	33	20	18	35	30

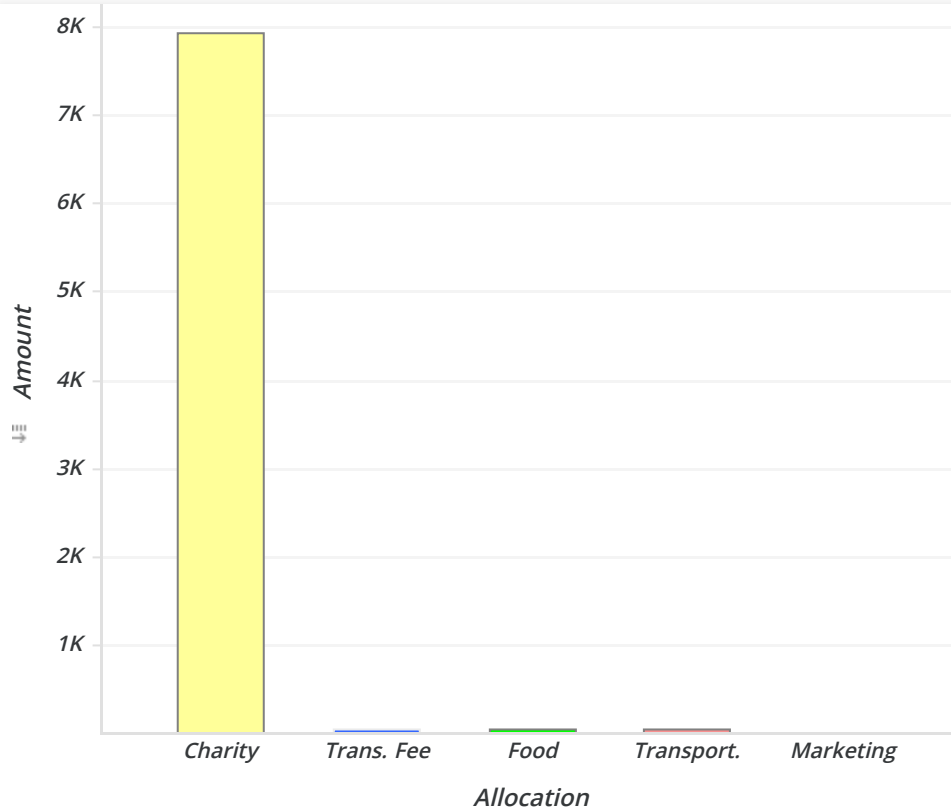
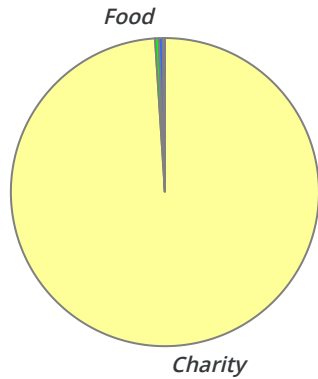


Events Vs. Programs Vs. Challenges Vs. Trainings (Detail Report)

Type	Activity	Group	Category	Amount	Percent	Cycl.	Runn.	Walk.	Volu.	Spon.	TOTAL
Challenges	Great Cycle Challenge	3rd. Party	Visit the Sick	\$0.00	0.00%	1	0	0	1	0	2
	LTDC to Visit-the-Prisoner	Club Owned	Visit the Prisoner	\$0.00	0.00%	0	0	0	1	0	1
	Total			\$0.00	0.00%	1	0	0	2	0	3
Events	LTDC to Mater-Filius	Club Owned	Welcome Someone In	\$1,217.05	15.19%	1	0	1	1	1	4
	LTDC for Child-in-Poverty	Club Owned	Welcome Someone In	\$570.00	7.12%	9	0	0	0	1	10
	Ride 4 Orphans	3rd. Party	Welcome Someone In	\$490.00	6.12%	0	8	0	1	4	13
	Tour de Cure	3rd. Party	Visit the Sick	\$468.02	5.84%	0	3	0	1	9	13
	LTDC to Visit-the-Sick @ JDCH	Club Owned	Visit the Sick	\$345.00	4.31%	9	3	5	1	3	21
	CityHouse 5K River Run	3rd. Party	Welcome Someone In	\$194.09	2.42%	0	4	0	0	0	4
	LTDC for UNICEF	Club Owned	Welcome Someone In	\$184.12	2.30%	4	1	0	2	0	7
	LTDC to Visit-the-Sick @ SHC	Club Owned	Visit the Sick	\$104.00	1.30%	1	0	0	1	0	2
	LTDC to Feed-the-Hungry	Club Owned	Feed the Hungry	\$0.00	0.00%	0	0	0	1	0	1
	Tour de St. Jude	3rd. Party	Visit the Sick	\$0.00	0.00%	0	1	0	3	2	6
	Total			\$3,572.28	44.60%	24	20	6	11	20	81
Programs	LTDC to Welcome-Some-In	Club Owned	Welcome Someone In	\$2,019.46	25.21%	0	0	0	0	0	0
	LTDC for Child-in-Poverty	Club Owned	Welcome Someone In	\$1,910.00	23.85%	4	0	3	0	4	11
	LTDC to Feed-the-Hungry	Club Owned	Feed the Hungry	\$232.59	2.90%	4	0	9	10	6	29
	LTDC to Visit-the-Sick	Club Owned	Visit the Sick	\$218.00	2.72%	0	0	0	1	0	1
	LTDC to Visit-the-Prisoner	Club Owned	Visit the Prisoner	\$57.49	0.72%	0	0	0	10	0	10
	LTDC to Bless de Club	Club Owned	Welcome Someone In	\$0.00	0.00%	0	0	0	0	0	0
	Total			\$4,437.54	55.40%	8	0	12	21	10	51
Trainings	LTDC Christmas & E-o-Y	Club Owned	Feed the Hungry	\$0.00	0.00%	0	0	0	0	0	0
	Visit the Prisoner		\$0.00	0.00%	0	0	0	0	0	0	
	Visit the Sick		\$0.00	0.00%	0	0	0	0	0	0	
	Welcome Someone In		\$0.00	0.00%	0	0	0	1	0	1	

Charity Vs. Other Allocat...

Allocation	Amount	Percent
Charity	\$7,924	98.93%
Trans. Fee	\$33	0.42%
Food	\$32	0.40%
Transport.	\$20	0.25%
Total	\$8,010	100.00%



Charity Vs. Other Allocations (Detail Report)

Activity	Group	Allocation	Amount	Percent
Tour de Cure	3rd. Party	Charity	\$468	5.84%
Ride 4 Orphans	3rd. Party	Charity	\$490	6.12%
LTDC to Welcome-Some-In	Club Owned	Charity	\$2,019	25.21%
LTDC to Visit-the-Sick @ SHC	Club Owned	Charity	\$100	1.25%
		Trans. Fee	\$4	0.05%
LTDC to Visit-the-Sick @ JDCH	Club Owned	Charity	\$345	4.31%
LTDC to Visit-the-Sick	Club Owned	Charity	\$218	2.72%
LTDC to Visit-the-Prisoner	Club Owned	Charity	\$57	0.72%
LTDC to Mater-Filius	Club Owned	Charity	\$1,200	14.98%
		Trans. Fee	\$7	0.09%
		Transport.	\$10	0.12%
LTDC to Feed-the-Hungry	Club Owned	Charity	\$233	2.90%
LTDC for UNICEF	Club Owned	Charity	\$158	1.97%
		Food	\$8	0.10%
		Trans. Fee	\$8	0.10%
		Transport.	\$10	0.12%
LTDC for Child-in-Poverty	Club Owned	Charity	\$2,442	30.48%
		Food	\$24	0.30%
		Trans. Fee	\$14	0.18%
CityHouse 5K River Run	3rd. Party	Charity	\$194	2.42%
Total			\$8,010	100.00%