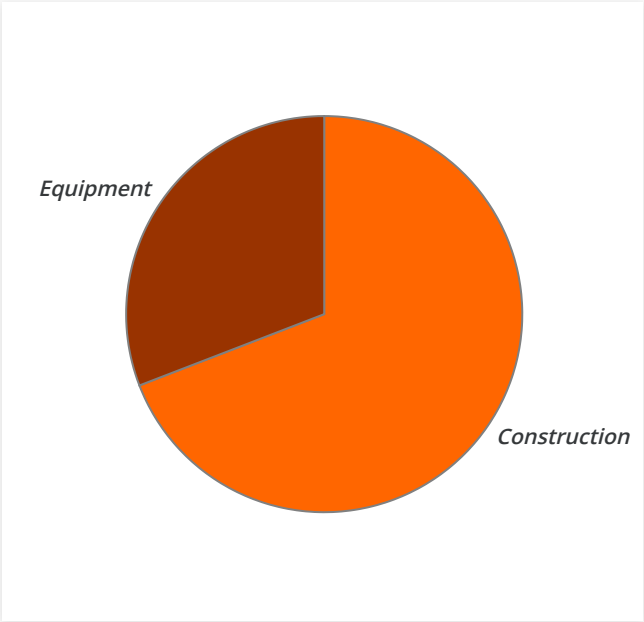
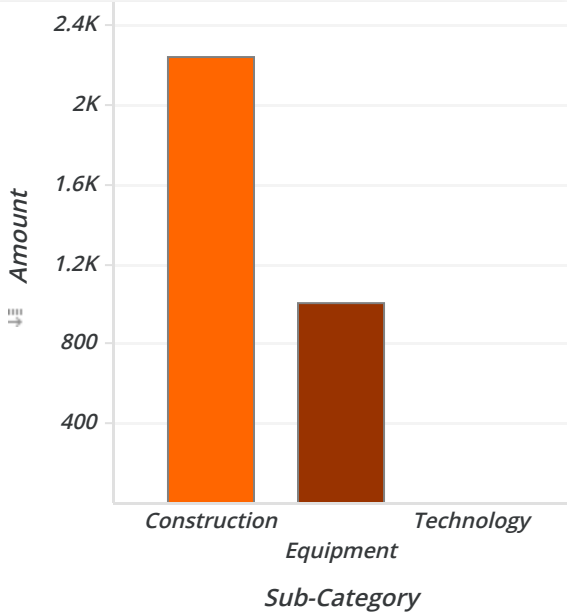


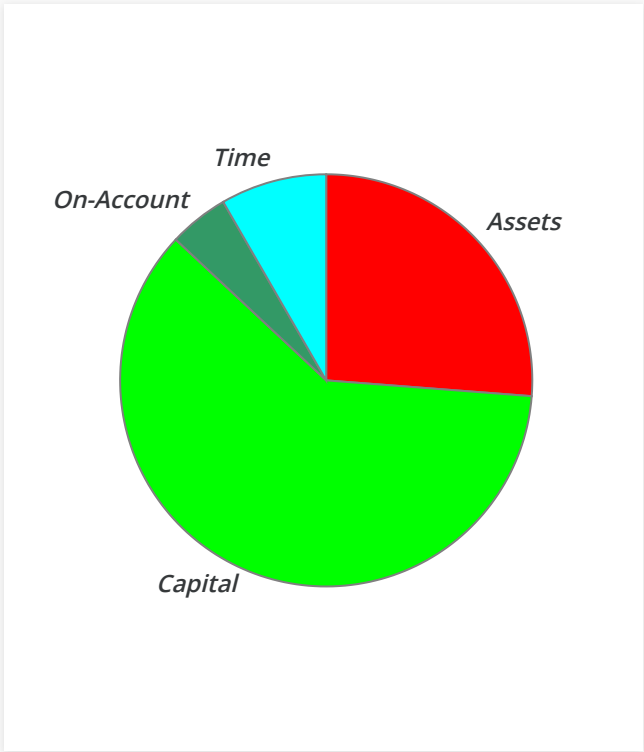
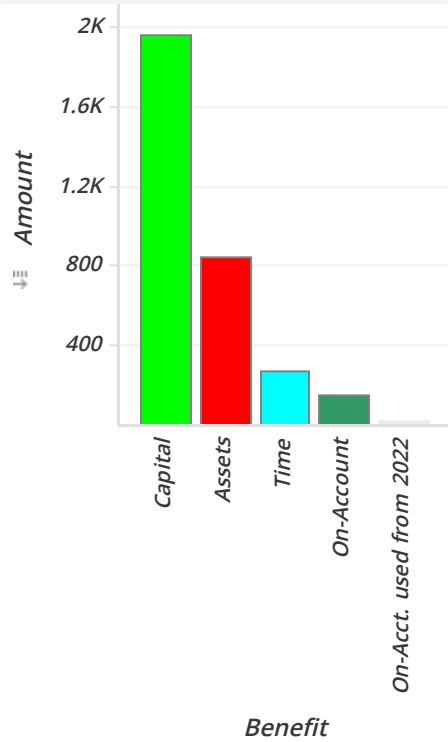
Annual Services

Sub-Category	Amount	Percent
Construction	\$2,234.55	69.10%
Equipment	\$999.35	30.90%
Technology	\$0.00	0.00%
Total	\$3,233.90	100.00%



Annual Services

Sub-Category	Benefit	Amount	Percent
Construction	Capital	\$1,964.55	60.75%
	Time	\$270.00	8.35%
	On-Account	\$0.00	0.00%
	On-Acct. used from 2022	\$0.00	0.00%
Equipment	Assets	\$847.44	26.20%
	On-Account	\$151.90	4.70%
	On-Acct. used from 2022	\$0.00	0.00%
Technology	Capital	\$0.00	0.00%
	Time	\$0.00	0.00%
Total		\$3,233.90	100.00%



Annual Services (Detail Report) (P.1)

Sub-Category	Benefit	Sub-Activity	Amount	Percent	Vol.	Spon.
Construction	Capital	2023 Total Charitable Goods from LTDC Construction Services	\$192.59	8.62%	0	0
		Project (10): Padre Sergio's Install Doors/Windows at Chapel Divina Misericordia (In-Progerss!)	\$308.99	13.83%	1	0
		Project (11): St. Elizabeth of Hungary - Facility Repair Fund	\$600.00	26.85%	1	0
		Project (4): Padre Fernando to build Chapel Sagrado Corazón de Jesús (In-Progerss!)	\$862.98	38.62%	1	6
		Project (8): Padre Fernando's Const. Storage/Priest-Room at Inmaculada Niña (Raising Funds!)	\$0.00	0.00%	1	49
		Total	\$1,964.55	87.92%	4	55
	On-Account	2023 LTDC Construction Services Fundraise Balance (After Allocation):	\$0.00	0.00%	0	0
		Total	\$0.00	0.00%	0	0
	On-Acct. used from 2022	On-Account Projects Funds used from 2022	\$0.00	0.00%	0	0
		Total	\$0.00	0.00%	0	0
	Time	2023 Total Charitable Hours from LTDC Construction Services: 13.5 hrs.	\$270.00	12.08%	0	0
		Total	\$270.00	12.08%	0	0
	Total		\$2,234.55	100.00%	4	55

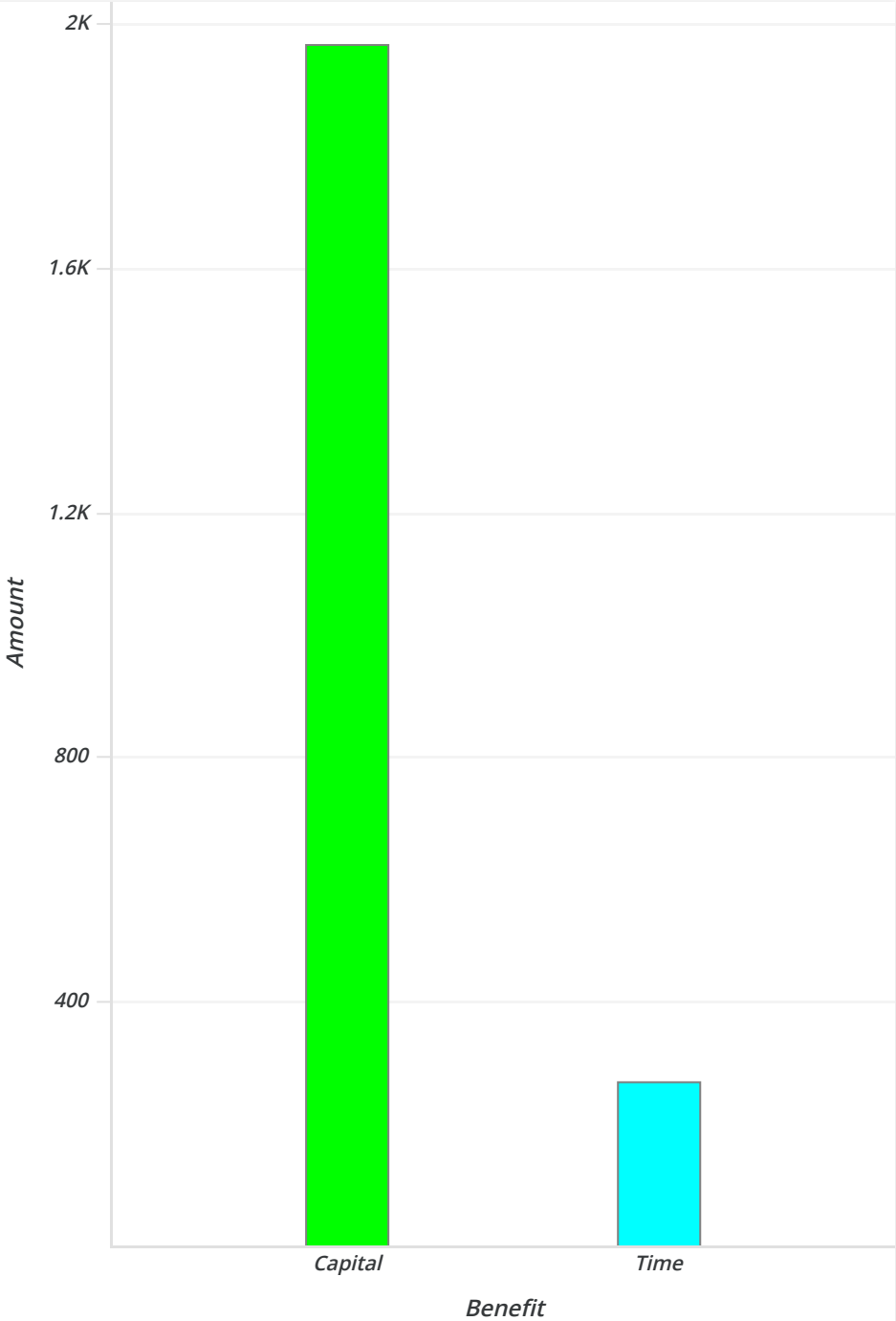
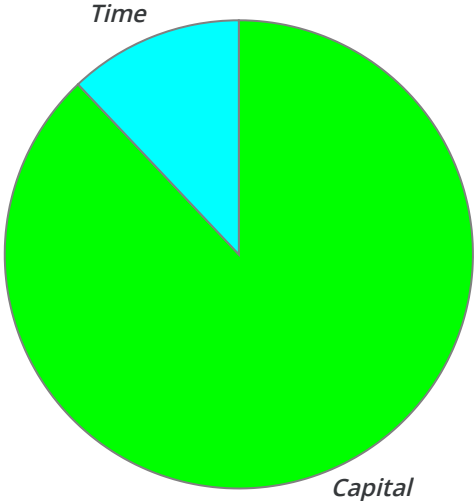
Annual Services (Detail Report) (P.2)						
Sub-Category	Benefit	Sub-Activity	Amount	Percent	Vol.	Spon.
Equipment	Assets	3M PRO GRADE PRECISION LARGE SANDING TOOL	\$11.75	1.18%	0	0
		AIRLESS SPRAY GUN TIP (FINE FINISH 0.010")	\$56.83	5.69%	0	0
		EMPIRE Magnetic Level - 48"	\$36.35	3.64%	0	0
		GRACO ULTRA CORDLESS AIRLESS H. SPRAYER 17M363	\$709.40	70.99%	0	0
		HUSKY 12" DOUBLE SPEED ADJ. WRENCH	\$19.23	1.92%	0	0
		HUSKY 8" DOUBLE SPEED ADJ. WRENCH	\$13.88	1.39%	0	0
				0.00%	0	0
		Total	\$847.44	84.80%	0	0
	On-Account	2023 (On-Account) Balance Remaining to Use for Equipment & Tools	\$151.90	15.20%	0	0
		Total	\$151.90	15.20%	0	0
	On-Acct. used from 2022	On-Account Equipment Funds used from 2022	\$0.00	0.00%	0	0
		Total	\$0.00	0.00%	0	0
Total		\$999.35	100.00%	0	0	

Annual Services (Detail Report) (P.2)

Sub-Category	Benefit	Sub-Activity	Amount	Percent	Vol.	Spon.
Technology	Capital	2023 Total of Technology Donated from LTDC Construction Services	\$0.00		0	0
		Total	\$0.00		0	0
	Time	2023 Total Charitable Technology Hours from LTDC Construction Services: 0 hrs.	\$0.00		0	0
		Total	\$0.00		0	0
	Total		\$0.00		0	0

Capital Vs Time Donated in Projects

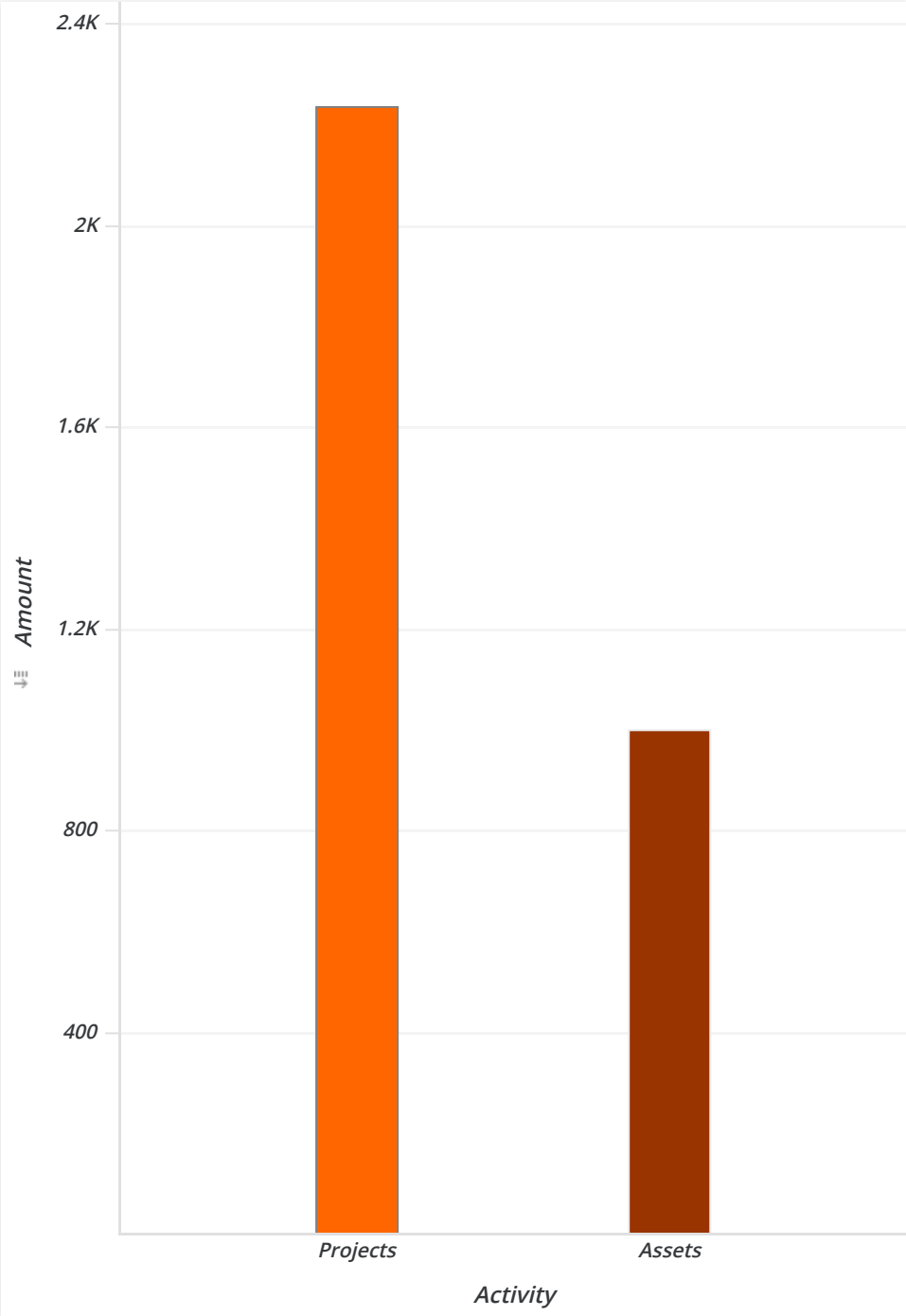
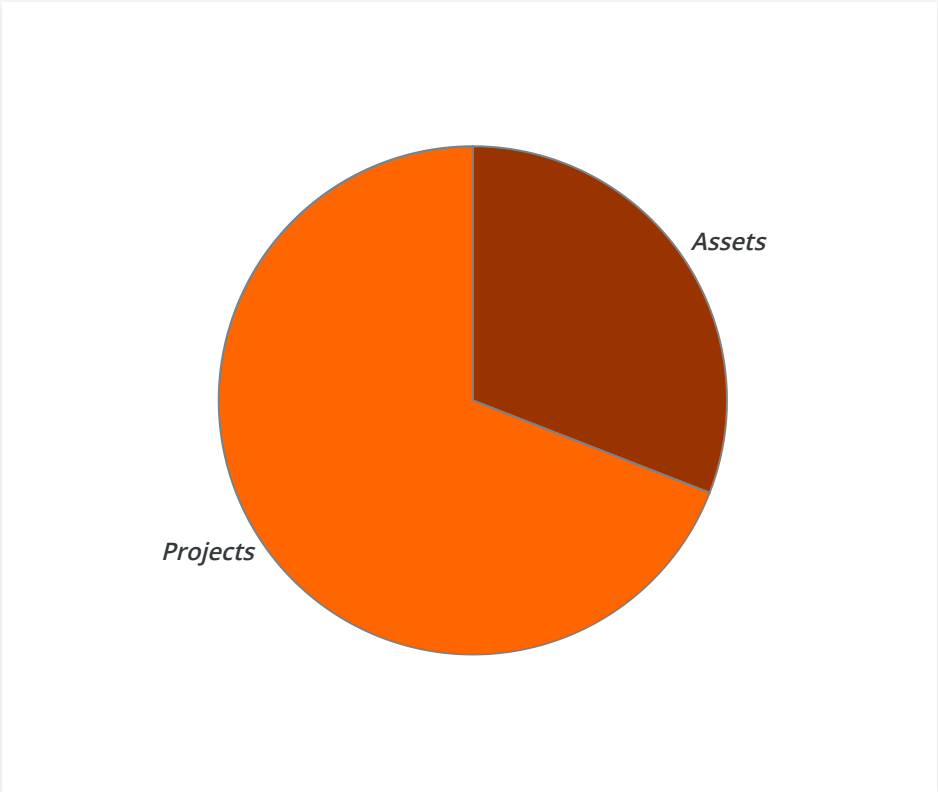
Benefit	Sub-Category	Amount	Percent	Volunt.	Spons.
Capital	Construction	\$1,964.55	87.92%	4	55
	Technology	\$0.00	0.00%	0	0
	Total	\$1,964.55	87.92%	4	55
Time	Construction	\$270.00	12.08%	0	0
	Technology	\$0.00	0.00%	0	0
	Total	\$270.00	12.08%	0	0
Total		\$2,234.55	100.00%	4	55



Capital Vs Time Donated in Proyects (Detail Report)

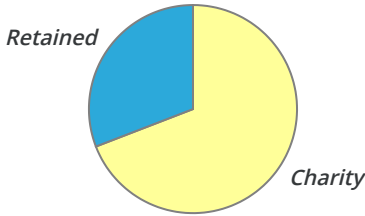
Benefit	Activity	Sub-Activity	Amount	Percent	Vol.	Spon.
Time	Projects	2023 Total Charitable Hours from LTDC Construction Services: 13.5 hrs.	\$270.00	12.08%	0	0
		2023 Total Charitable Technology Hours from LTDC Construction Services: 0 hrs.	\$0.00	0.00%	0	0
	Total		\$270.00	12.08%	0	0
Capital	Projects	2023 Total Charitable Goods from LTDC Construction Services	\$192.59	8.62%	0	0
		2023 Total of Technology Donated from LTDC Construction Services	\$0.00	0.00%	0	0
		Project (10): Padre Sergio's Install Doors/Windows at Chapel Divina Misericordia (In-Progerss!)	\$308.99	13.83%	1	0
		Project (11): St. Elizabeth of Hungary - Facility Repair Fund	\$600.00	26.85%	1	0
		Project (4): Padre Fernando to build Chapel Sagrado Corazón de Jesús (In-Progerss!)	\$862.98	38.62%	1	6
		Project (8): Padre Fernando's Const. Storage/Priest-Room at Inmaculada Niña (Raising Funds!)	\$0.00	0.00%	1	49
	Total		\$1,964.55	87.92%	4	55
Total			\$2,234.55	100.00%	4	55

Projects Vs Assets					
Activity	Sub-Category	Amount	Percent	Volunt.	Spons.
Projects	Construction	\$2,234.55	72.50%	4	55
	Technology	\$0.00	0.00%	0	0
	Total	\$2,234.55	72.50%	4	55
Assets	Equipment	\$847.44	27.50%	0	0
	Total	\$847.44	27.50%	0	0
Total		\$3,081.99	100.00%	4	55



Charity Vs. Other Allocations

Allocation	Amount	Percent
Charity	\$2,235	69.10%
Retained	\$999	30.90%
Total	\$3,234	100.00%



Charity Vs. Other Allocations (Detail Report)

Allocation	Sub-Category	Activity	Benefit	Group	Amount	Percent	Vol.	Spon.
Charity	Construction	Projects	Capital	Club Owned	\$1,965	60.75%	4	55
			Time	Club Owned	\$270	8.35%	0	0
			On-Account	Club Owned	\$0	0.00%	0	0
			On-Acct. used from 2022	Club Owned	\$0	0.00%	0	0
		Total		\$2,235	69.10%	4	55	
	Technology	Projects	Capital	Club Owned	\$0	0.00%	0	0
			Time	Club Owned	\$0	0.00%	0	0
		Total		\$0	0.00%	0	0	
	Total		\$2,235	69.10%	4	55		
	Retained	Equipment	Assets	Assets	Club Owned	\$847	26.20%	0
On-Account				Club Owned	\$152	4.70%	0	0
On-Acct. used from 2022				Club Owned	\$0	0.00%	0	0
Total				\$999	30.90%	0	0	
Total			\$999	30.90%	0	0		

