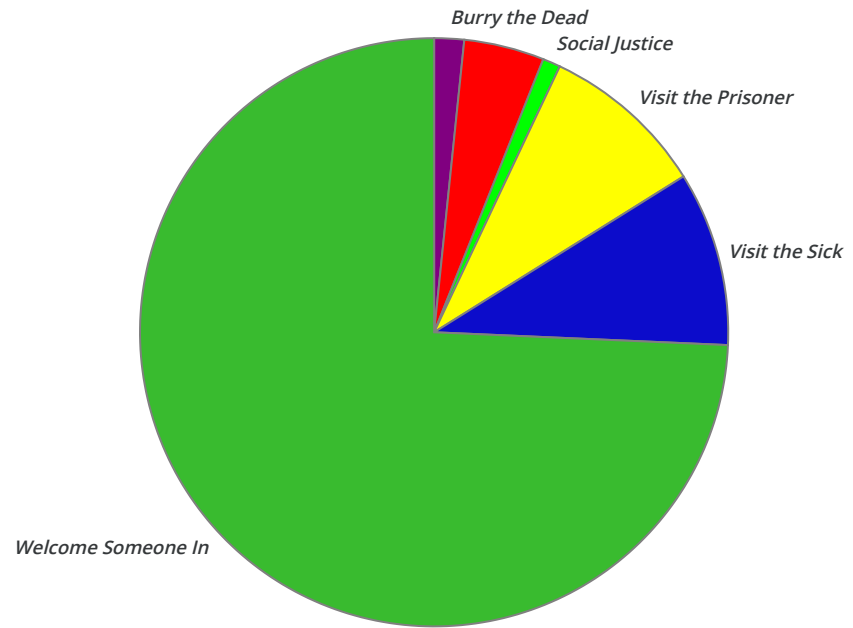
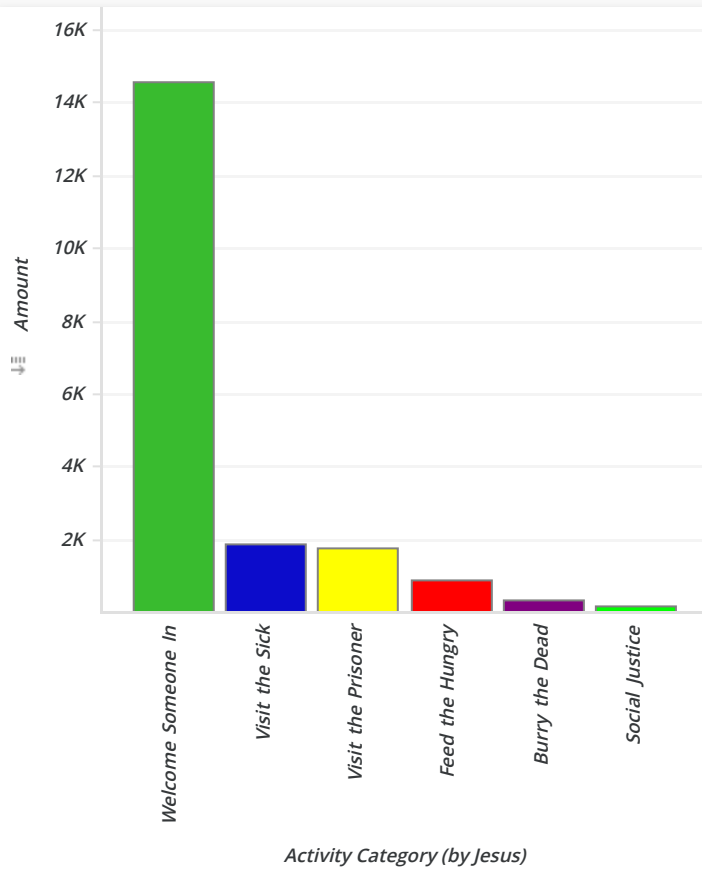


Jesus' Categories - Mt. 25:35-36 + Is....

Jesus' Categories	Amount	Percent	Part.
Welcome Someone In	\$14,580.16	74.32%	154
Visit the Sick	\$1,883.18	9.60%	82
Visit the Prisoner	\$1,779.88	9.07%	31
Feed the Hungry	\$867.18	4.42%	25
Burry the Dead	\$316.00	1.61%	4
Social Justice	\$190.99	0.97%	8
Total	\$19,617.39	100.00%	304



Jesus' Categories - Mt. 25:35-36 Is. 56:1 (Detail Report) (p.1)

Category	Activity	Sub-Category	Type	Group	Amount	Percent	Cyc.	Run.	Walk.	Vol.	Spn.	Part.	
Welcome Someone In	CityHouse 5K River Run	Homeless	Events	3rd. Party	\$403.84	2.77%	0	9	0	1	4	14	
	LTDC Christmas & E-o-Y	Marketing	Trainings	Club Owned	\$3.34	0.02%	0	0	0	0	0	0	0
		Poverty	Trainings	Club Owned	\$399.66	2.74%	1	0	0	1	9	11	
	LTDC for Child-in-Poverty	Marketing	Events	Club Owned	\$41.49	0.28%	0	0	0	0	0	0	0
		Poverty	Events	Club Owned	\$957.18	6.56%	9	0	2	5	10	26	
			Programs	Club Owned	\$3,111.00	21.34%	4	0	3	0	5	12	
	LTDC for UNICEF	Marketing	Events	Club Owned	\$26.06	0.18%	0	0	0	0	0	0	0
		Poverty	Events	Club Owned	\$158.06	1.08%	4	1	0	2	0	7	
	LTDC to Bless de Club	Other	Programs	Club Owned	\$0.00	0.00%	1	0	0	0	0	0	1
	LTDC to Mater-Filius	Marketing	Events	Club Owned	\$17.05	0.12%	0	0	0	0	0	0	0
		Poverty	Events	Club Owned	\$1,200.00	8.23%	1	0	3	2	33	39	
	LTDC to Welcome-Some-In	Homeless	Programs	Club Owned	\$5,301.97	36.36%	0	0	0	-4	14	10	
		Other	Programs	Club Owned	\$2,470.51	16.94%	0	0	0	7	14	21	
	Ride 4 Orphans	Orphans	Events	3rd. Party	\$490.00	3.36%	8	0	0	1	4	13	
	Total					\$14,580.16	100.00%	28	10	8	15	93	154

<i>Charity</i>	<i>Marketing</i>	<i>Food</i>	<i>Transportation</i>	<i>Transaction Fees</i>	<i>TOTAL</i>
\$19,298.21	\$3.34	\$90.07	\$163.90	\$61.87	\$19,617.39

Jesus' Categories - Mt. 25:35-36 Is. 56:1 (Detail Report) (p.2)

Category	Activity	Sub-Category	Type	Group	Amount	Percent	Cyc.	Run.	Walk.	Vol.	Spn.	Part.
Visit the Sick	Great Cycle Challenge	Cancer	Challenges	3rd. Party	\$103.50	5.50%	1	0	0	1	0	2
	LTDC Christmas & E-o-Y	Marketing	Trainings	Club Owned	\$0.00	0.00%	0	0	0	0	0	0
	LTDC for Autism Speaks	Marketing	Events	Club Owned	\$40.76	2.16%	0	0	0	0	0	0
		Neuromusc., Burn	Events	Club Owned	\$90.00	4.78%	0	0	2	1	3	6
	LTDC to Visit-the-Sick	Cancer	Programs	Club Owned	\$40.10	2.13%	0	0	0	0	2	2
		Down Syndrom	Programs	Club Owned	\$70.00	3.72%	0	0	0	0	6	6
		HIV/AIDS	Programs	Club Owned	\$120.00	6.37%	0	0	0	1	12	13
		Marketing	Programs	Club Owned	\$0.90	0.05%	0	0	0	0	0	0
	LTDC to Visit-the-Sick @ JDCH	Trauma	Programs	Club Owned	\$130.90	6.95%	0	0	0	0	2	2
		MS, Cancer, Heart	Events	Club Owned	\$345.00	18.32%	9	3	5	1	3	21
	LTDC to Visit-the-Sick @ SHC	Marketing	Events	Club Owned	\$4.00	0.21%	0	0	0	0	0	0
		Neuromusc., Burn	Events	Club Owned	\$100.00	5.31%	1	0	0	1	0	2
	Tour de Cure	Diabetes	Events	3rd. Party	\$468.02	24.85%	3	0	1	1	9	14
	Tour de St. Jude	Cancer	Events	3rd. Party	\$370.00	19.65%	2	2	2	3	5	14
	Total					\$1,883.18	100.00%	16	5	10	9	42

<i>Charity</i>	<i>Marketing</i>	<i>Food</i>	<i>Transportation</i>	<i>Transaction Fees</i>	<i>TOTAL</i>
\$19,298.21	\$3.34	\$90.07	\$163.90	\$61.87	\$19,617.39

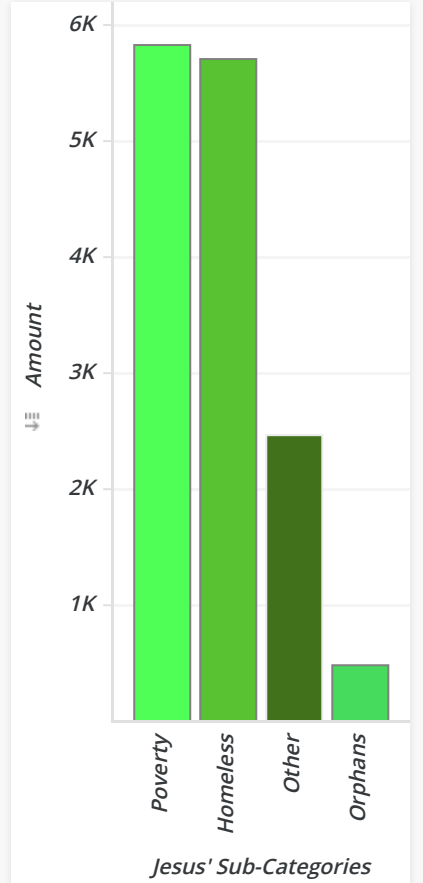
Jesus' Categories - Mt. 25:35-36 + Is. 56:1 (Detail Report) (p.3)

Category	Activity	Sub-Category	Type	Group	Amount	Percent	Cyc.	Run.	Walk.	Vol.	Spn.	Part.
Visit the Prisoner	LTDC Christmas & E-o-Y	Marketing	Trainings	Club Owned	\$0.00	0.00%	0	0	0	0	0	0
	LTDC to Visit-the-Prisoner	Marketing	Challenges	Club Owned	\$149.45	4.74%	0	0	0	0	0	0
		Prisoner	Challenges	Club Owned	\$100.00	3.17%	2	0	0	1	0	3
			Programs	Club Owned	\$1,530.43	48.52%	0	0	0	5	23	28
Total					\$1,779.88	56.43%	2	0	0	6	23	31
Social Justice	LTDC for Bold-Justice	Justice	Events	Club Owned	\$20.00	0.63%	1	0	0	1	0	2
	LTDC to Freedom	Freedom	Events	Club Owned	\$170.99	5.42%	1	0	0	1	4	6
	Total					\$190.99	6.06%	2	0	0	2	4
Feed the Hungry	LTDC Christmas & E-o-Y	Marketing	Trainings	Club Owned	\$0.00	0.00%	0	0	0	0	0	0
	LTDC for CRS-Rice-Bowl	Malnutrition	Events	Club Owned	\$50.00	1.59%	1	0	0	1	0	2
	LTDC to Feed-the-Hungry	Food Pantry	Programs	Club Owned	\$0.00	0.00%	1	0	4	0	0	5
		Marketing	Events	Club Owned	\$2.64	0.08%	0	0	0	0	0	0
			Programs	Club Owned	\$12.50	0.40%	0	0	0	0	0	0
	Shelter	Events	Club Owned	\$500.00	15.85%	1	0	0	1	6	8	
		Programs	Club Owned	\$192.59	6.11%	0	0	0	0	2	2	
	Soup Kitchen	Programs	Club Owned	\$104.45	3.31%	2	0	1	5	0	8	
	Street Beggars	Programs	Club Owned	\$5.00	0.16%	0	0	0	0	0	0	
Total					\$867.18	27.49%	5	0	5	7	8	25
Bury the Dead	LTDC to Visit-the-Sick	Bury the Dead	Programs	Club Owned	\$316.00	10.02%	0	0	0	0	4	4
	Total					\$316.00	10.02%	0	0	0	0	4

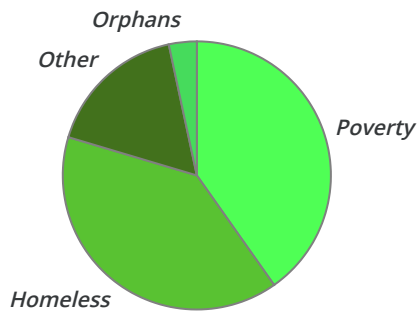
<i>Charity</i>	<i>Marketing</i>	<i>Food</i>	<i>Transportation</i>	<i>Transaction Fees</i>	TOTAL
\$19,298.21	\$3.34	\$90.07	\$163.90	\$61.87	\$19,617.39

Welcome Someone In by Sub-Category (p.1) (Detail Report)

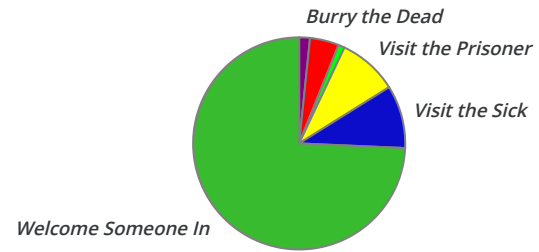
Category	SubCat.	Activity	Type	Amount	Percent	Cycl.	Run.	Walk.	Vol.	Spon.	Part.		
Welcome Someone In	Homeless	LTDC to Welcome-Some-In	Programs	\$5,301.97	36.58%	0	0	0	-4	14	10		
		CityHouse 5K River Run	Events	\$403.84	2.79%	0	9	0	1	4	14		
	Total				\$5,705.81	39.37%	0	9	0	-3	18	24	
Orphans		Ride 4 Orphans	Events	\$490.00	3.38%	8	0	0	1	4	13		
		Total				\$490.00	3.38%	8	0	0	1	4	13
Other		LTDC to Welcome-Some-In	Programs	\$2,470.51	17.05%	0	0	0	7	14	21		
		Total				\$2,470.51	17.05%	0	0	0	7	14	21
Poverty		LTDC for Child-in-Poverty	Programs	\$3,111.00	21.47%	4	0	3	0	5	12		
		LTDC to Mater-Filius	Events	\$1,200.00	8.28%	1	0	3	2	33	39		
		LTDC for Child-in-Poverty	Events	\$957.18	6.60%	9	0	2	5	10	26		
		LTDC Christmas & E-o-Y	Trainings	\$399.66	2.76%	1	0	0	1	9	11		
		LTDC for UNICEF	Events	\$158.06	1.09%	4	1	0	2	0	7		
		Total				\$5,825.90	40.20%	19	1	8	10	57	95
Total						\$14,492.2	100.00%	27	10	8	15	93	153



Welcome Someone In

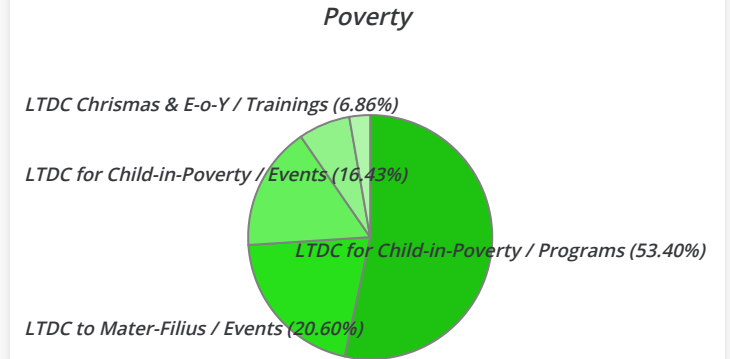


Jesus' Categories - Corporal Works of Mercy



Welcome Someone In - P.2 (Poverty)

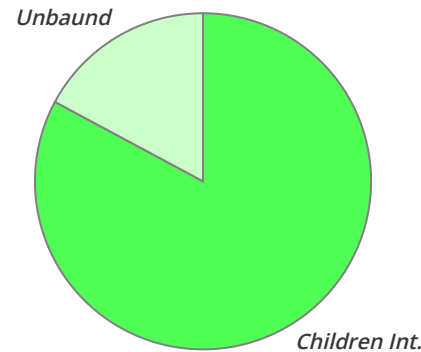
Activity	Type	Amount	Percent	Cycl.	Run.	Walk.	Vol.	Spon.	Part.
LTDC for Child-in-Poverty	Programs	\$3,111.00	53.40%	4	0	3	0	5	12
LTDC to Mater-Filius	Events	\$1,200.00	20.60%	1	0	3	2	33	39
LTDC for Child-in-Poverty	Events	\$957.18	16.43%	9	0	2	5	10	26
LTDC Christmas & E-o-Y	Trainings	\$399.66	6.86%	1	0	0	1	9	11
LTDC for UNICEF	Events	\$158.06	2.71%	4	1	0	2	0	7
Total		\$5,825.90	100.00%	19	1	8	10	57	95



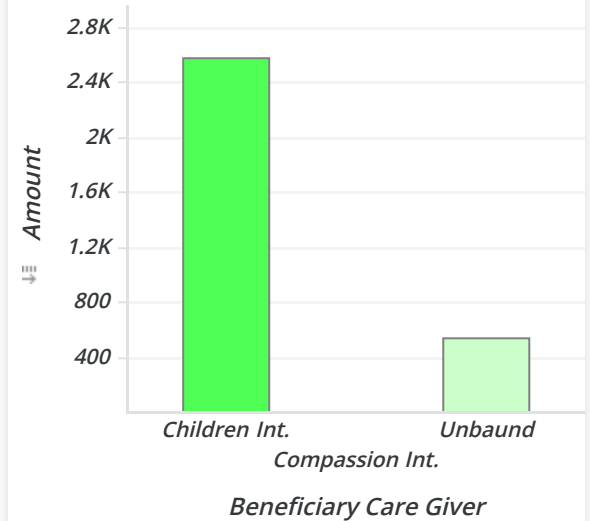
Child-in-Poverty - Programs (Spon. + B-Day + X-mas)

SubCat.	Care Giver	Amount	Percent
Poverty	Children Int.	\$2,576.00	82.80%
	Unbaund	\$535.00	17.20%
	Compassion Int.	\$0.00	0.00%
	Total	\$3,111.00	100.00%

LTDC for Child-in-Poverty (Program)



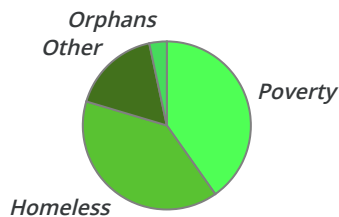
LTDC for Child-in-Poverty (Program)



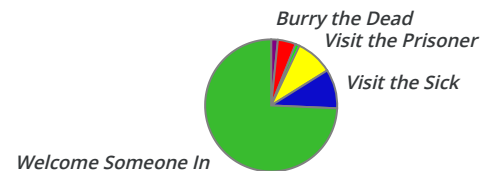
Child-in-Poverty / Programs (On-Account)

SubCat.	On-Account	Amount
Poverty	On Acct. - Patrons (Mo. Remain)	\$285.00
	On Acct. - Patrons (Prepaid)	\$30.00
	Total	\$315.00

Welcome Someone In

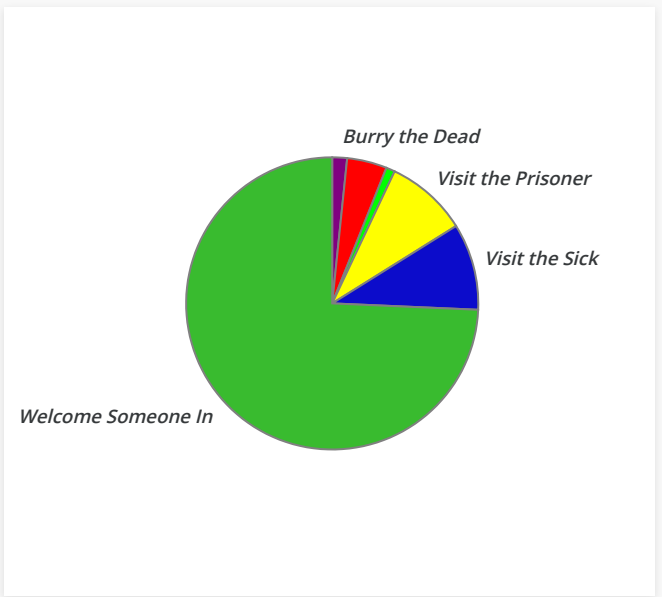
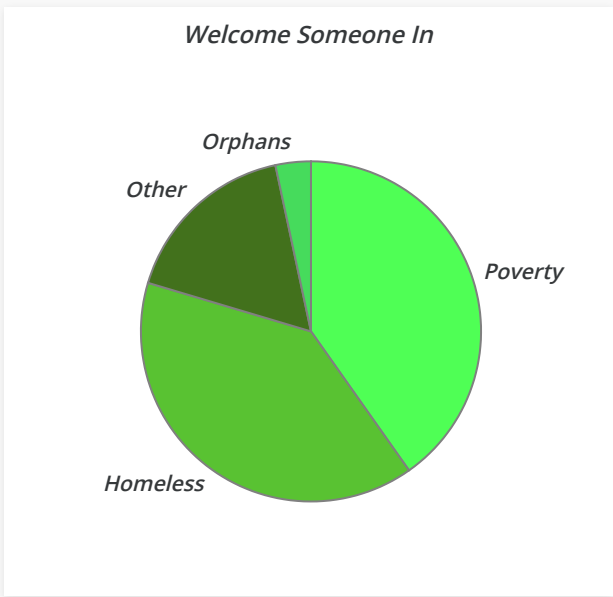
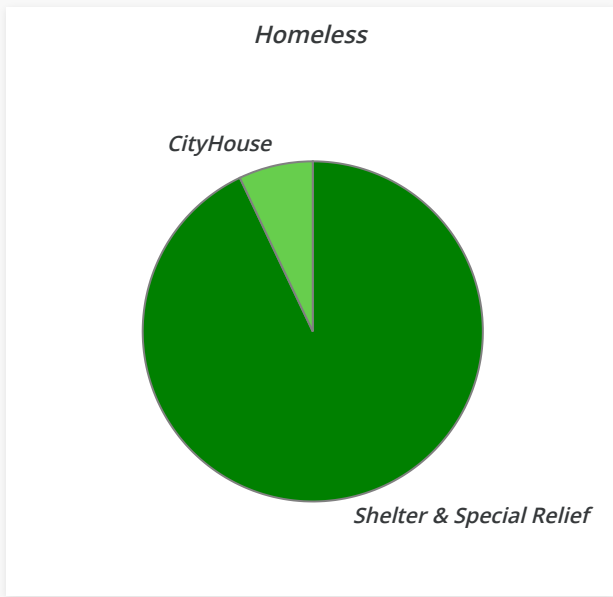
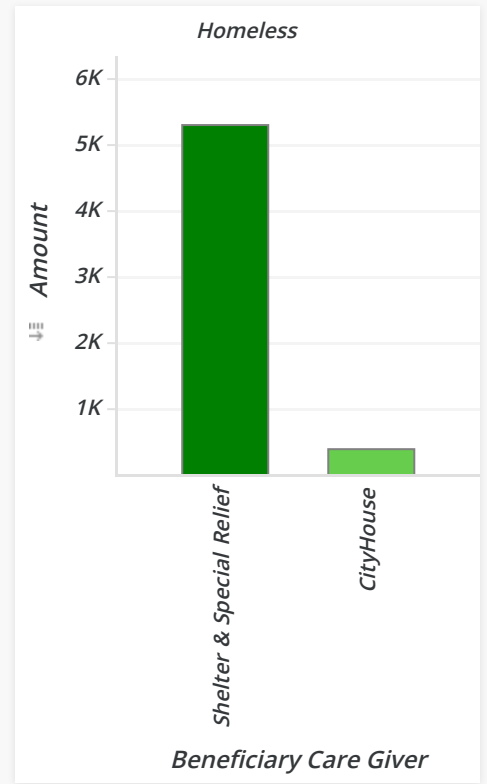


Jesus' Categories



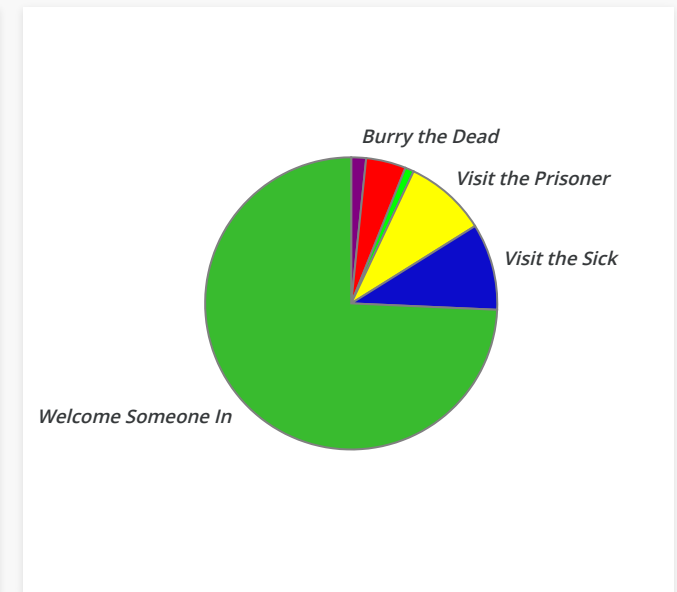
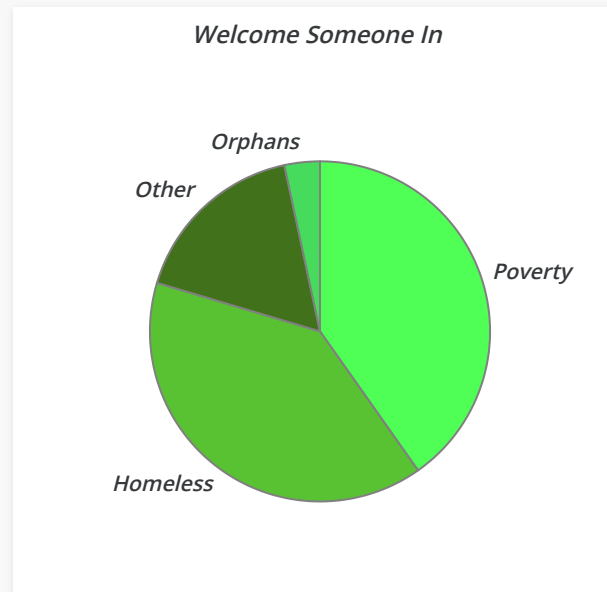
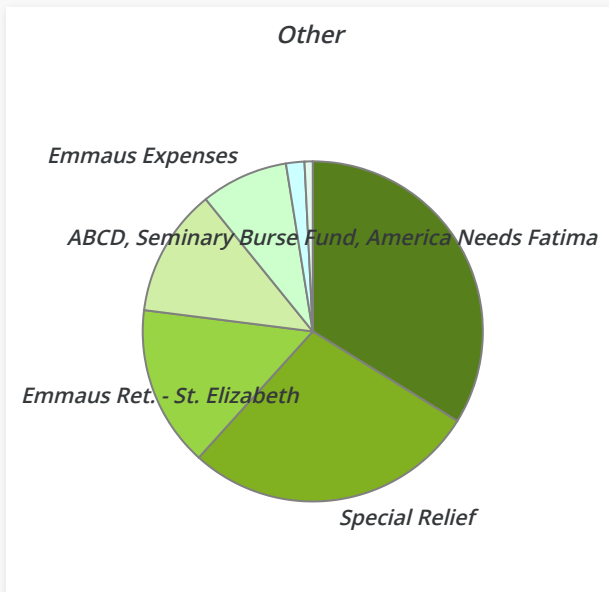
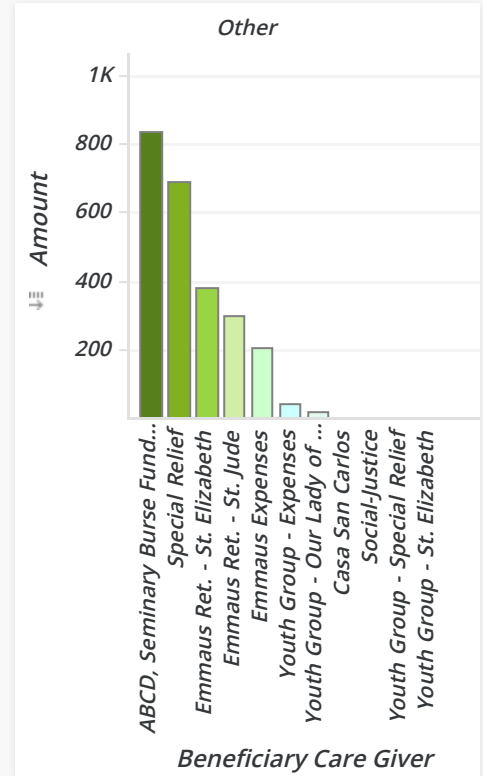
Welcome Someone In - P.3 (Homeless)

Category	SubCat.	Beneficiary Care Giver	Amount	Percent	Spon.	Vol.	Part.
Welcome Someone In	Homeless	CityHouse	\$403.84	7.08%	4	1	14
		Shelter & Special Relief	\$5,301.97	92.92%	14	-4	10
Total			\$5,705.81	100.00%	18	-3	24



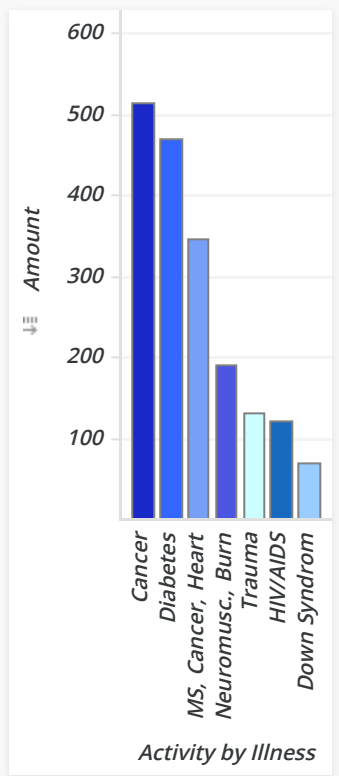
Welcome Someone In - P.4 - Other Programs - (Detail Report)

Category	SubCat.	Beneficiary Care Giver	Amount	Percent	Spon.	Vol.	Part.
Welcome Someone In	Other	ABCD, Seminary Burse Fund, America Needs Fatima	\$835.00	33.80%	1	1	2
		Emmaus Expenses	\$205.10	8.30%	1	1	2
		Emmaus Ret. - St. Elizabeth	\$377.84	15.29%	1	1	2
		Emmaus Ret. - St. Jude	\$301.00	12.18%	1	1	2
		Special Relief	\$688.57	27.87%	8	1	9
		Youth Group - Expenses	\$43.00	1.74%	1	1	2
		Youth Group - Our Lady of Mercy	\$20.00	0.81%	1	1	2
Total			\$2,470.51	100.00%	14	7	21



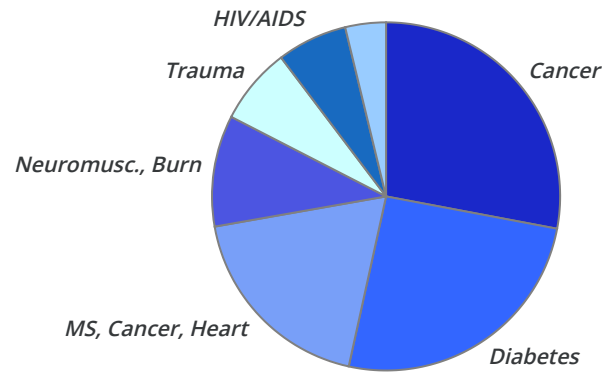
Visit the Sick - P2 (by Illness)

Illness	Activity	Type	Group	Amount	Percent	Cyc.	Run.	Walk.	Vol.	Spn.	Part.
Cancer	Great Cycle Challenge	Challenges	3rd. Party	\$103.50	5.63%	1	0	0	1	0	2
	LTDC to Visit-the-Sick	Programs	Club Owned	\$40.10	2.18%	0	0	0	0	2	2
	Tour de St. Jude	Events	3rd. Party	\$370.00	20.14%	2	2	2	3	5	14
Diabetes	Tour de Cure	Events	3rd. Party	\$468.02	25.47%	3	0	1	1	9	14
Down Syndrom	LTDC to Visit-the-Sick	Programs	Club Owned	\$70.00	3.81%	0	0	0	0	6	6
HIV/AIDS	LTDC to Visit-the-Sick	Programs	Club Owned	\$120.00	6.53%	0	0	0	1	12	13
MS, Cancer, Heart	LTDC to Visit-the-Sick @ JDCH	Events	Club Owned	\$345.00	18.78%	9	3	5	1	3	21
Neuromusc., Burn	LTDC for Autism Speaks	Events	Club Owned	\$90.00	4.90%	0	0	2	1	3	6
	LTDC to Visit-the-Sick @ SHC	Events	Club Owned	\$100.00	5.44%	1	0	0	1	0	2
Trauma	LTDC to Visit-the-Sick	Programs	Club Owned	\$130.90	7.12%	0	0	0	0	2	2
Total				\$1,837.52	100.00%	16	5	10	9	42	82



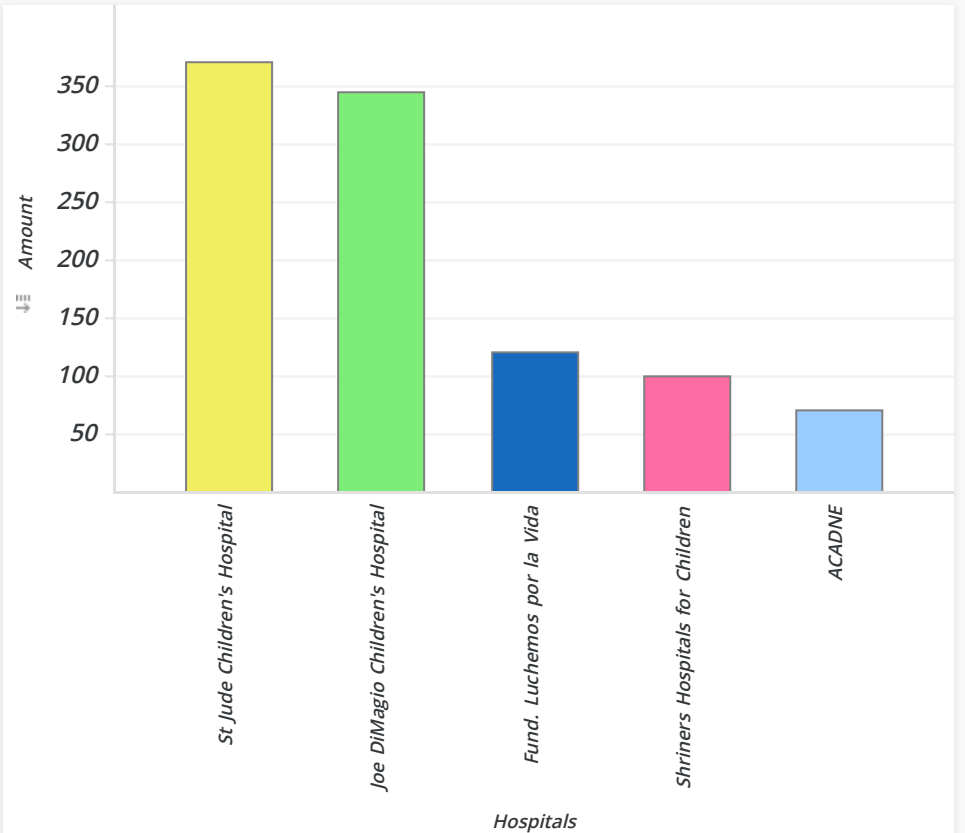
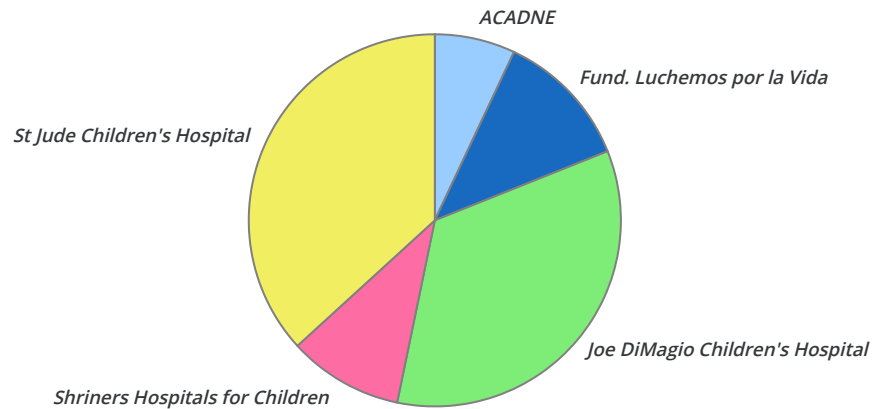
Visit-the-Sick (Totals by Illness)

Illness	Amount	Percent	Part.
Cancer	\$513.60	27.95%	18
Diabetes	\$468.02	25.47%	14
MS, Cancer, Heart	\$345.00	18.78%	21
Neuromusc., Burn	\$190.00	10.34%	8
Trauma	\$130.90	7.12%	2
HIV/AIDS	\$120.00	6.53%	13
Down Syndrom	\$70.00	3.81%	6
Total	\$1,837.52	100.00%	82



Visit the Sick - P3 (by Hospitals / Care Givers)

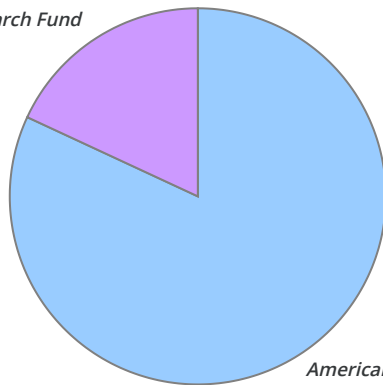
Hospitals / Care Giver	Activity	Type	Group	Sub-Category	Amount	%	Cycl.	Run	Walk	Vol.	Spn.	Part.
St Jude Children's Hospital	Tour de St. Jude	Events	3rd. Party	Cancer	\$370.00	37%	2	2	2	3	5	14
Joe DiMagio Children's Hospital	LTDC to Visit-the-Sick @ JDCH	Events	Club Owned	MS, Cancer, Heart	\$345.00	34%	9	3	5	1	3	21
Fund. Luchemos por la Vida	LTDC to Visit-the-Sick	Program	Club Owned	HIV/AIDS	\$120.00	12%	0	0	0	1	12	13
Shriners Hospitals for Children	LTDC to Visit-the-Sick @ SHC	Events	Club Owned	Neuromusc., Burn	\$100.00	10%	1	0	0	1	0	2
ACADNE	LTDC to Visit-the-Sick	Program	Club Owned	Down Syndrom	\$70.00	7%	0	0	0	0	6	6
Total					\$1,005.00	100%	12	5	7	6	26	56



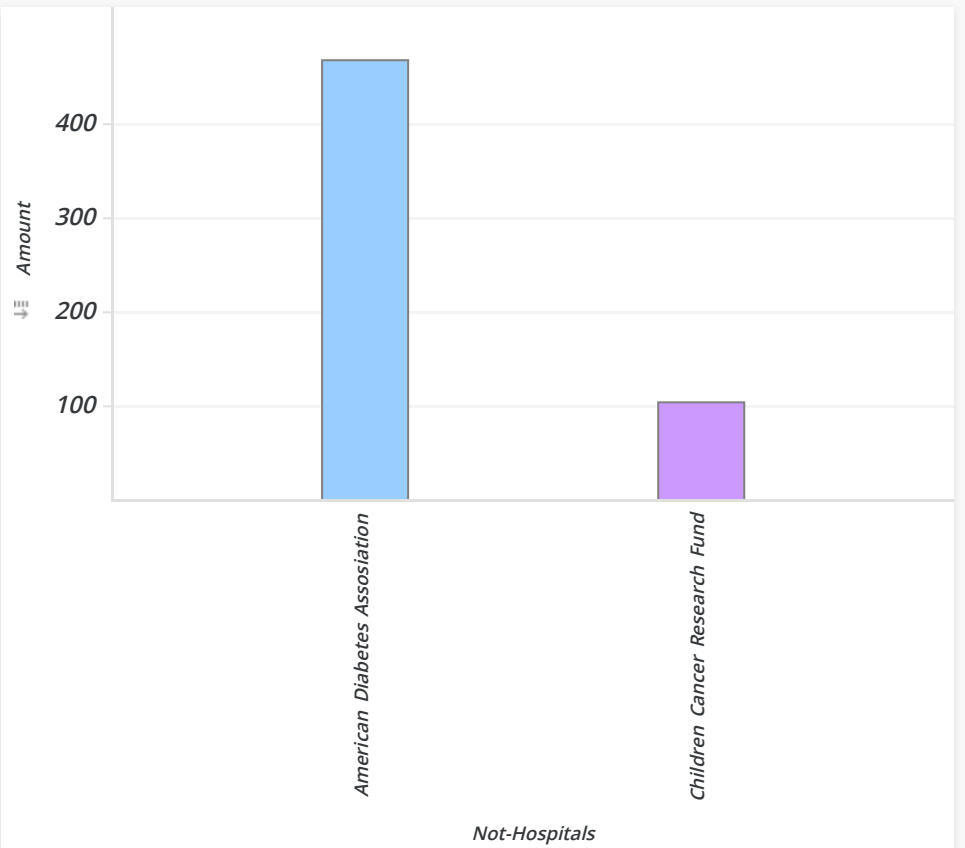
Visit the Sick - P4 (by Funds / Associations)

Funds / Associations	Activity	Type	Group	Sub-Category	Amount	Percent	Cycl.	Run	Walk	Vol.	Spn.	Part.
American Diabetes Assosiation	Tour de Cure	Events	3rd. Party	Diabetes	\$468.02	81.89%	3	0	1	1	9	14
Children Cancer Research Fund	Great Cycle Challenge	Challenges	3rd. Party	Cancer	\$103.50	18.11%	1	0	0	1	0	2
Total					\$571.52	100.00%	4	0	1	2	9	16

Children Cancer Research Fund



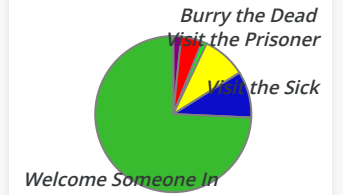
American Diabetes Assosiation



Not-Hospitals

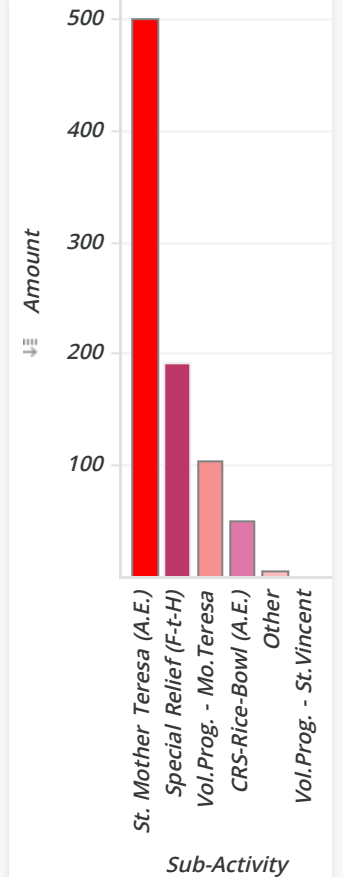
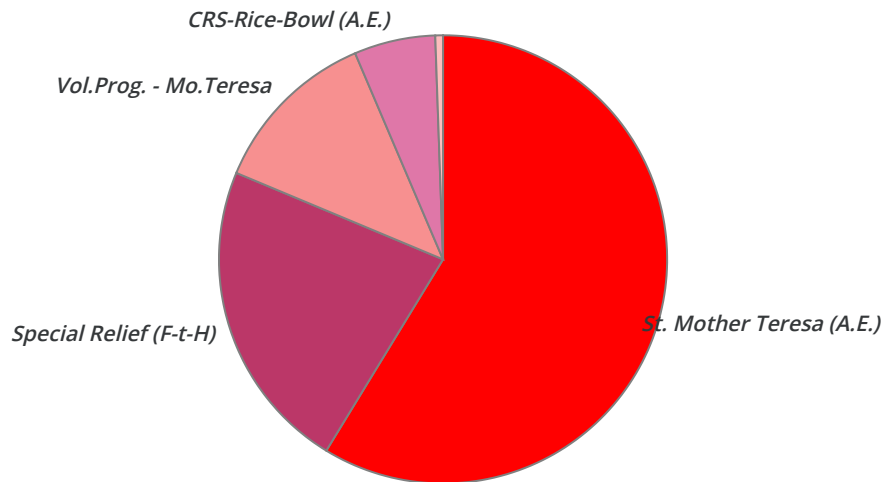
Feed the Hungry by Sub-Category - P1

Sub-Category	Activity	Sub-Activity	Type	Amount	%	Cyc.	Run.	Walk.	Vol.	Spn.	Part.
Shelter	LTDC to Feed-the-Hungry	St. Mother Teresa (A.E.)	Events	\$500.00	59%	1	0	0	1	6	8
		Special Relief (F-t-H)	Programs	\$192.59	23%	0	0	0	0	2	2
Soup Kitchen	LTDC to Feed-the-Hungry	Vol.Prog. - Mo.Teresa	Programs	\$104.45	12%	2	0	1	5	0	8
Malnutrition	LTDC for CRS-Rice-Bowl	CRS-Rice-Bowl (A.E.)	Events	\$50.00	6%	1	0	0	1	0	2
Street Beggars	LTDC to Feed-the-Hungry	Other	Programs	\$5.00	1%	0	0	0	0	0	0
Food Pantry	LTDC to Feed-the-Hungry	Vol.Prog. - St.Vincent	Programs	\$0.00	0%	1	0	4	0	0	5
Total				\$852.04	100%	5	0	5	7	8	25



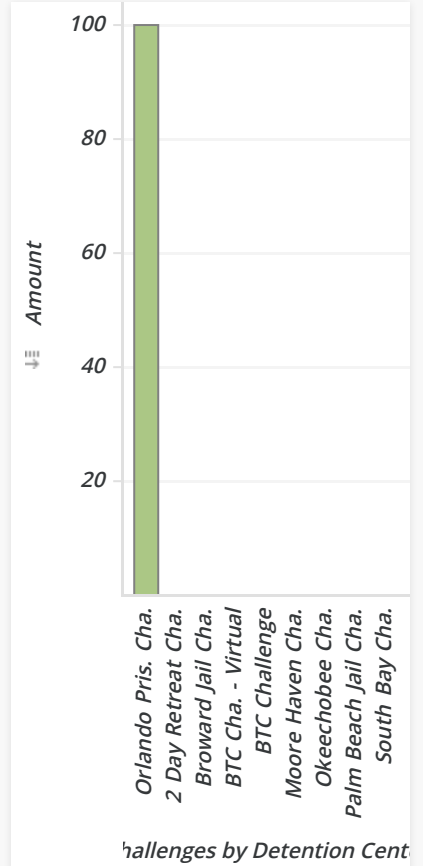
Feed-the-Hungry (Totals)

Sub-Activity	Amount	Percent	Part.
St. Mother Teresa (A.E.)	\$500.00	58.68%	8
Special Relief (F-t-H)	\$192.59	22.60%	2
Vol.Prog. - Mo.Teresa	\$104.45	12.26%	8
CRS-Rice-Bowl (A.E.)	\$50.00	5.87%	2
Other	\$5.00	0.59%	0
Vol.Prog. - St.Vincent	\$0.00	0.00%	5
Total	\$852.04	100.00%	25



Visit the Prisoner - P.1 (by Challenges)

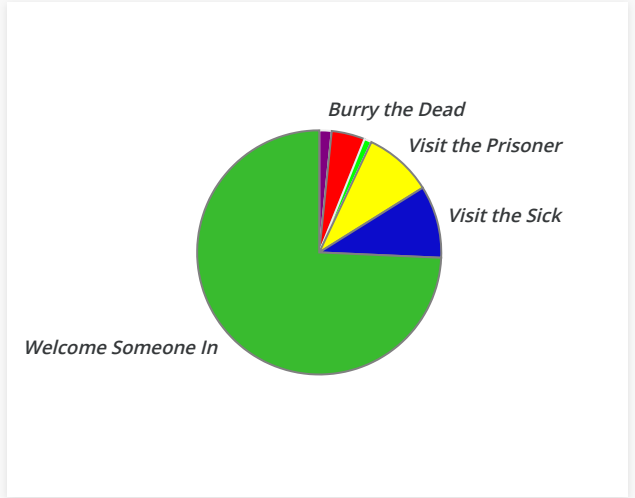
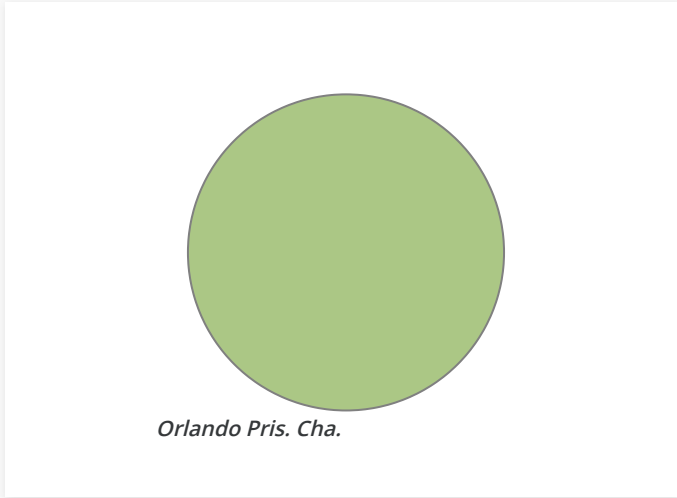
Sub-Cat.	Activity	Sub-Activity	Group	Raised	Percent	Cyc.	Run.	Walk.	Vol.	Spn.	Part.
Prisoner	LTDC to Visit-the-Prisoner	Orlando Pris. Cha.	Club Owned	\$100.00	100.00%	2	0	0	1	0	3
		2 Day Retreat Cha.	Club Owned	\$0.00	0.00%	0	0	0	0	0	0
		Broward Jail Cha.	Club Owned	\$0.00	0.00%	0	0	0	0	0	0
		BTC Cha. - Virtual	Club Owned	\$0.00	0.00%	0	0	0	0	0	0
		BTC Challenge	Club Owned	\$0.00	0.00%	0	0	0	0	0	0
		Moore Haven Cha.	Club Owned	\$0.00	0.00%	0	0	0	0	0	0
		Okeechobee Cha.	Club Owned	\$0.00	0.00%	0	0	0	0	0	0
		Palm Beach Jail Cha.	Club Owned	\$0.00	0.00%	0	0	0	0	0	0
		South Bay Cha.	Club Owned	\$0.00	0.00%	0	0	0	0	0	0
Total				\$100.00	100.00%	2	0	0	1	0	3



Sponsors	Part.
\$0.00	0

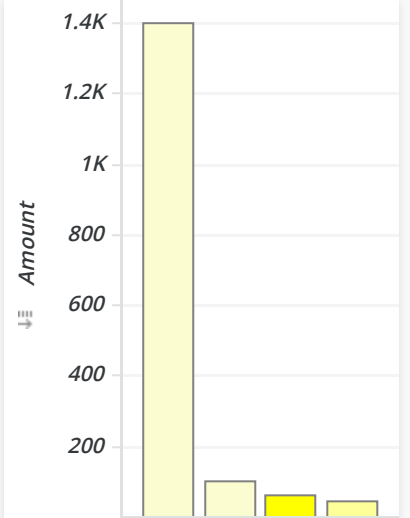
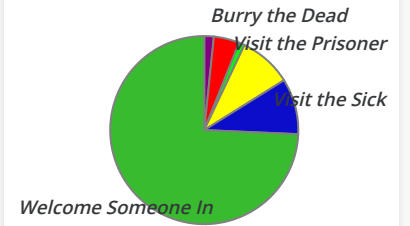
TOTAL
\$100.00

Sub-Activity	Raised	Percent	Part.
Orlando Pris. Cha.	\$100.00	100.00%	3
Total	\$100.00	100.00%	3

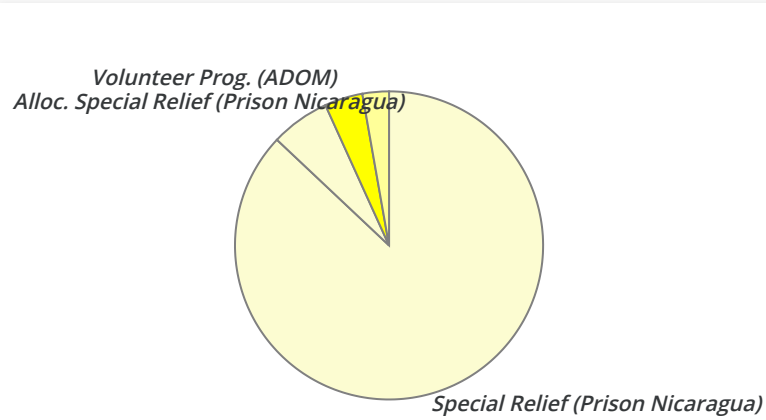


Visit the Prisoner - P.2 (by Allocation)

Sub-Cat.	Activity	Type	Sub-Activity	Raised	Percent	Cyc.	Run.	Walk.	Vol.	Spn.	Part.
Prisoner	LTDC to Visit-the-Prisoner	Allocation	Alloc. Special Relief (Prison Nicaragua)	\$100.00	6.21%	0	0	0	0	0	0
			Alloc. Detention Ministry (ADOM)	\$0.00	0.00%	0	0	0	0	0	0
			Alloc. Kairos (MHCF, OCI, etc.)	\$0.00	0.00%	0	0	0	0	0	0
			On Acct. - Annual Chlgs. (Prev. Years)	\$0.00	0.00%	0	0	0	0	0	0
			Raised from Challenges	-\$100.00	-6.21%	0	0	0	0	0	0
		Challenges	Orlando Pris. Cha.	\$100.00	6.21%	2	0	0	1	0	3
		Programs	Special Relief (Prison Nicaragua)	\$1,400.00	86.99%	0	0	0	0	23	23
		Volunteer Prog. (ADOM)	\$64.44	4.00%	0	0	0	1	0	1	
		Volunteer Prog. (Kairos)	\$45.00	2.80%	0	0	0	4	0	4	
		Total				\$1,609.44	100.00%	2	0	0	6



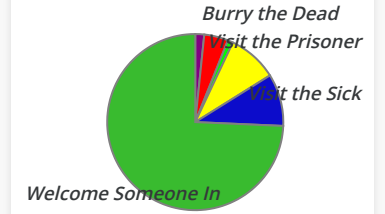
Sub-Activity	Raised	Percent
Special Relief (Prison Nicaragua)	\$1,400.00	86.99%
Alloc. Special Relief (Prison Nicaragua)	\$100.00	6.21%
Volunteer Prog. (ADOM)	\$64.44	4.00%
Volunteer Prog. (Kairos)	\$45.00	2.80%
Total	\$1,609.44	100.00%



allenges by Detention Cen

Social Justice - P1 (by Sub-Category)

Sub-Category	Activity	Sub-Activity	Type	Group	Amount	Percent	Cyc.	Run.	Walk.	Vol.	Spn.	Part.
Freedom	LTDC to Freedom	Mary Queen of Haven	Events	Club Owned	\$150.00	78.54%	1	0	0	1	0	2
		Respect Life	Events	Club Owned	\$20.99	10.99%	0	0	0	0	4	4
Justice	LTDC for Bold-Justice	Bold-Justice (A.E.)	Events	Club Owned	\$20.00	10.47%	1	0	0	1	0	2
Total					\$190.99	100.00%	2	0	0	2	4	8

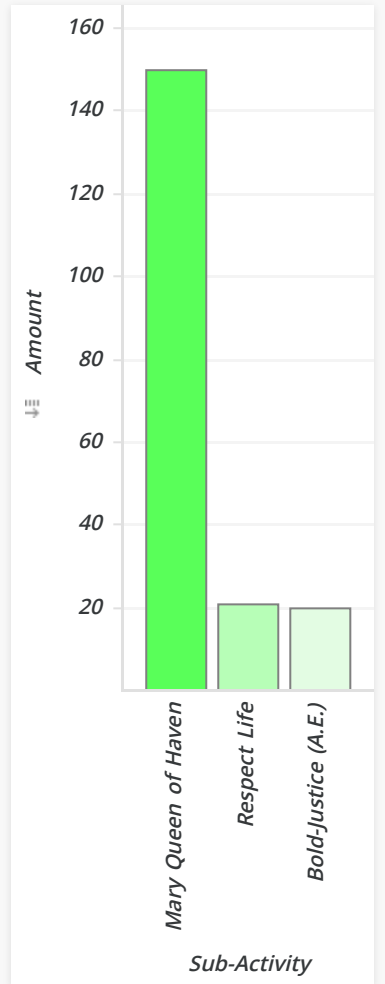
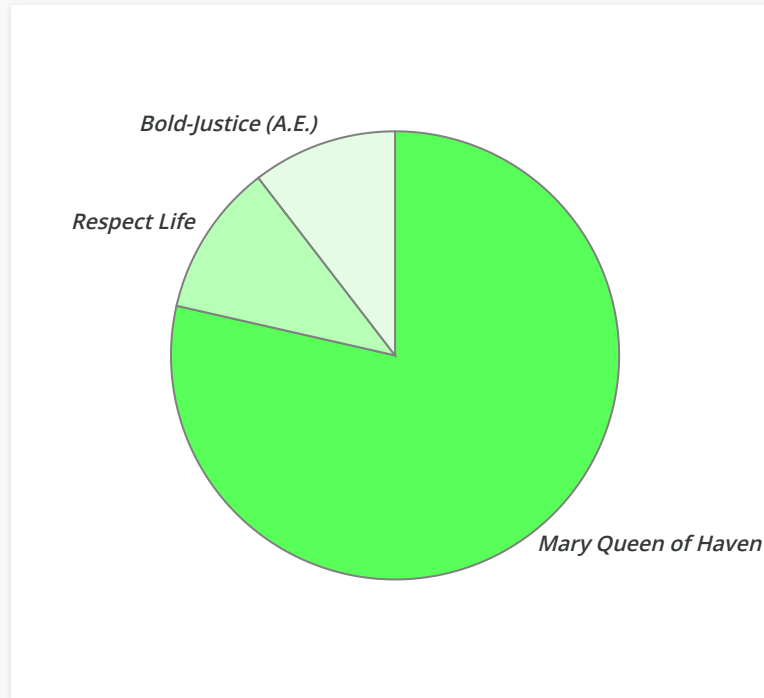


Freedom

Sub-Activity	Amount	Percent	Part.
Mary Queen of Haven	\$150.00	87.72%	2
Respect Life	\$20.99	12.28%	4
Total	\$170.99	100.00%	6

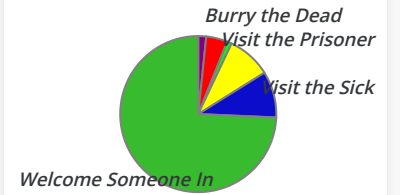
Justice

Sub-Activity	Amount	Percent	Part.
Bold-Justice (A.E.)	\$20.00	100.00%	2
Total	\$20.00	100.00%	2




Burry-the-Dead - P1 (by Activity)

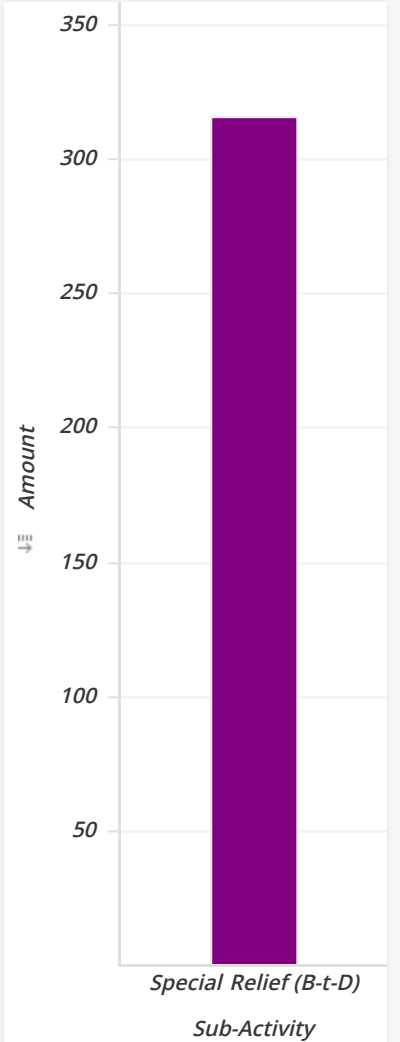
Sub-Category	Activity	Sub-Activity	Type	Group	Amount	%	Cyc.	Run.	Walk.	Vol.	Spn.	Part.
Burry the Dead	LTDC to Visit-the-Sick	Special Relief (B-t-D)	Programs	Club Owned	\$316.00	100%	0	0	0	0	4	4
Total					\$316.00	100%	0	0	0	0	4	4



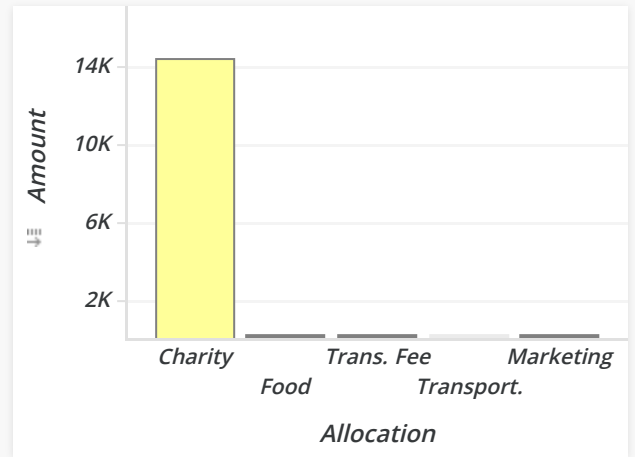
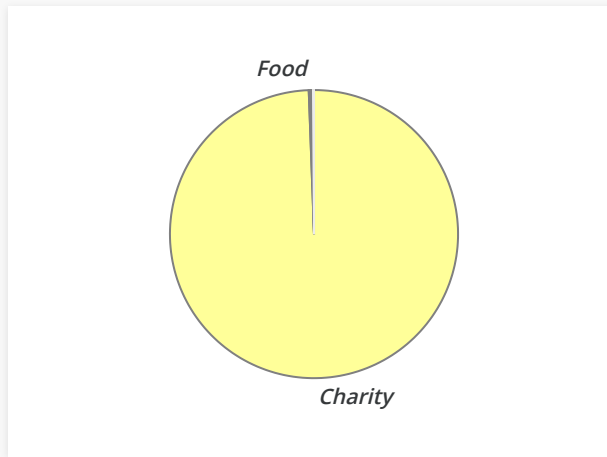
Sub-Activity	Amount	Percent	Part.
Special Relief (B-t-D)	\$316.00	100.00%	4
Total	\$316.00	100.00%	4



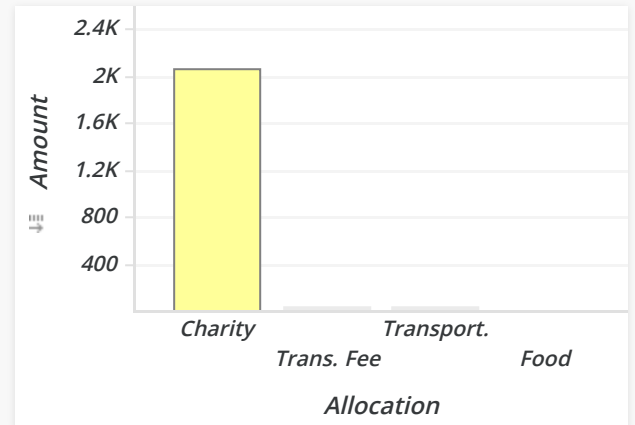
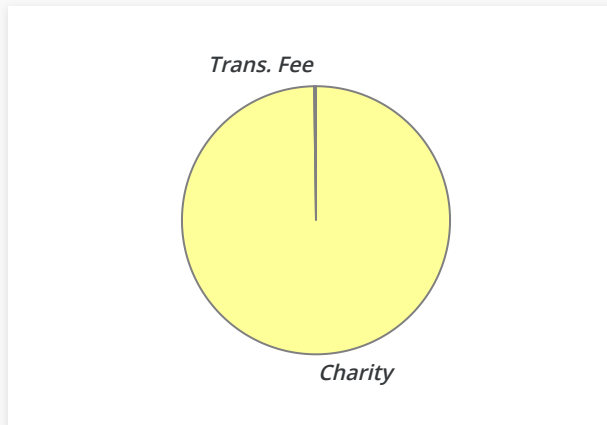
Special Relief (B-t-D)



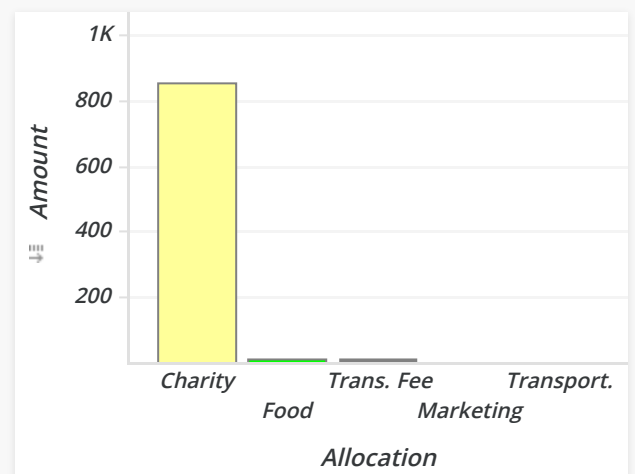
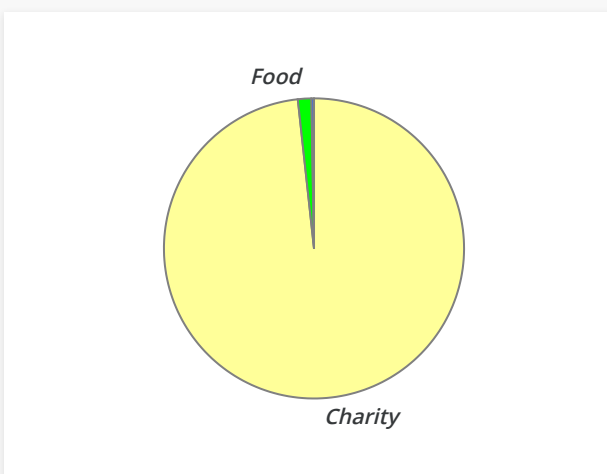
Welcome-Someone-In Allocation	Amount	Percent
Charity	\$16,317	99.46%
Food	\$33	0.20%
Marketing	\$3	0.02%
Trans. Fee	\$31	0.19%
Transport.	\$20	0.12%
Total	\$16,405	100.00%



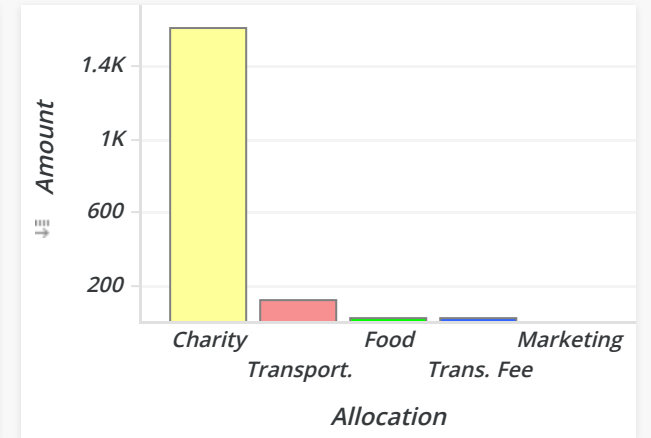
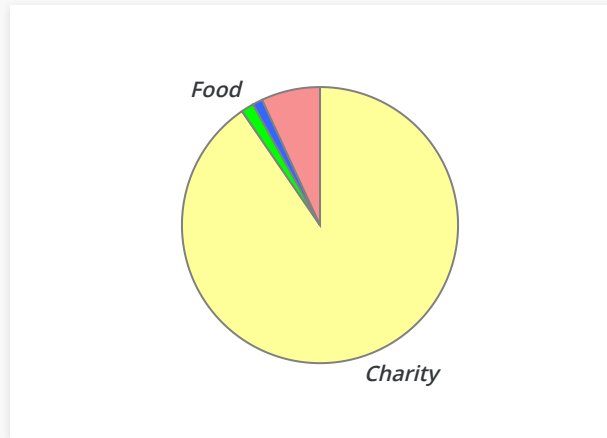
Visit-the-Sick Allocation	Amount	Percent
Charity	\$2,064	99.76%
Trans. Fee	\$4	0.19%
Transport.	\$1	0.04%
Total	\$2,068	100.00%



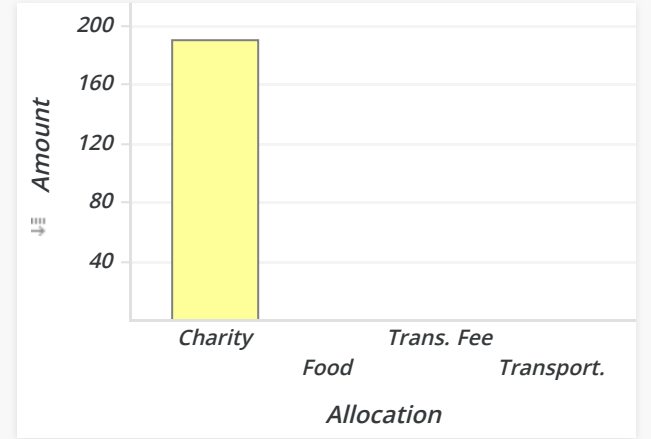

Feed-the-Hungry Allocation	Amount	Percent
Charity	\$852	98.25%
Food	\$13	1.44%
Trans. Fee	\$3	0.30%
Total	\$867	100.00%



Visit-the-Prisoner Allocation	Amount	Percent
Charity	\$1,609	90.42%
Food	\$26	1.49%
Trans. Fee	\$21	1.18%
Transport.	\$123	6.91%
Total	\$1,780	100.00%



Social-Justice Allocation	Amount	Percent
Charity	\$191	100.00%
Total	\$191	100.00%



Burry-the-Dead Allocation	Amount	Percent
Charity	\$316	100.00%
Total	\$316	100.00%

