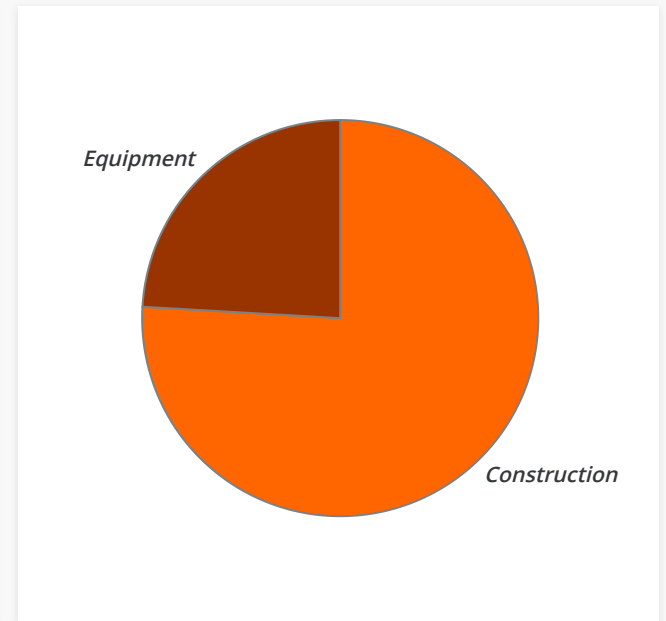
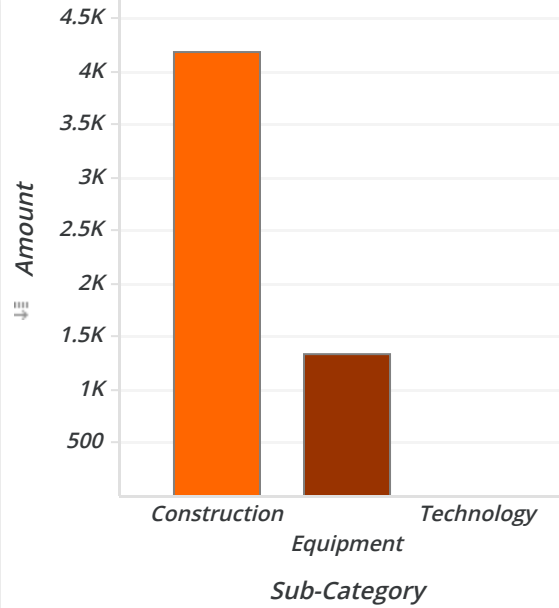


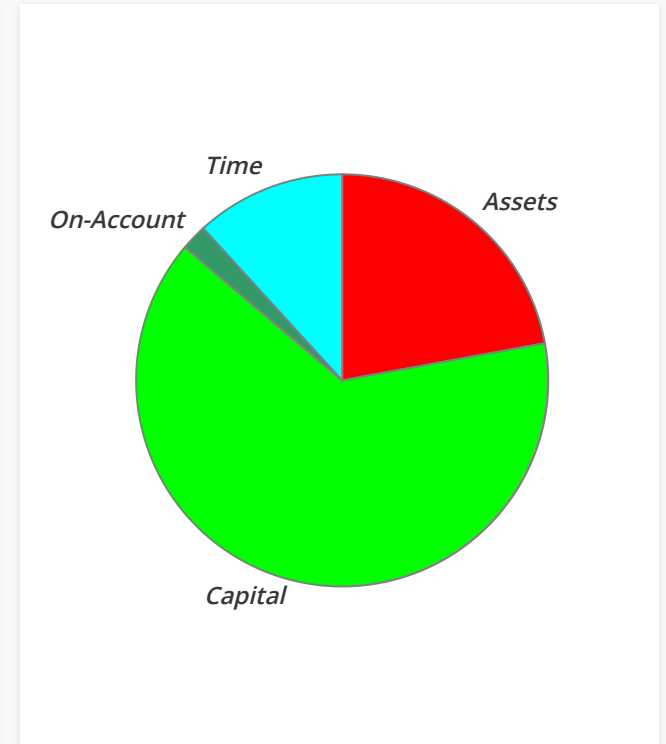
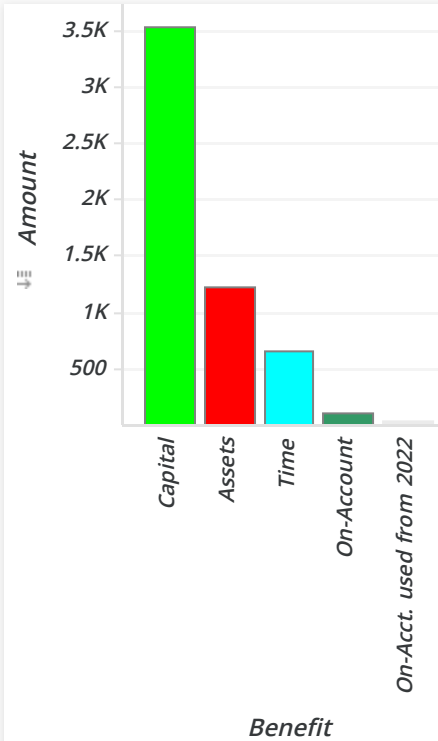
### Annual Services

Sub-Category	Amount	Percent
Construction	\$4,181.88	75.88%
Equipment	\$1,329.63	24.12%
Technology	\$0.00	0.00%
<b>Total</b>	<b>\$5,511.50</b>	<b>100.00%</b>



### Annual Services

Sub-Category	Benefit	Amount	Percent
Construction	Capital	\$3,531.87	64.08%
	Time	\$650.00	11.79%
	On-Account	\$0.00	0.00%
	On-Acct. used from 2022	\$0.00	0.00%
Equipment	Assets	\$1,217.01	22.08%
	On-Account	\$112.61	2.04%
	On-Acct. used from 2022	\$0.00	0.00%
Technology	Capital	\$0.00	0.00%
	Time	\$0.00	0.00%
<b>Total</b>		<b>\$5,511.50</b>	<b>100.00%</b>



### Annual Services (Detail Report) (P.1)

Sub-Category	Benefit	Sub-Activity	Amount	Percent	Vol.	Spon.
Construction	Capital	2023 Total Charitable Goods from LTDC Construction Services	\$259.91	6.22%	0	0
		Project (10): Padre Sergio's Install Doors/Windows at Chapel Divina Misericordia (In-Progerss!)	\$308.99	7.39%	1	13
		Project (11): St. Elizabeth of Hungary - Facility Repair Fund	\$600.00	14.35%	1	1
		Project (4): Padre Fernando to build Chapel Sagrado Corazón de Jesús (In-Progerss!)	\$862.98	20.64%	1	15
		Project (8): Padre Fernando's Const. Storage/Priest-Room at Inmaculada Niña (Raising Funds!)	\$0.00	0.00%	1	0
		Special Relief: Para "Las Casitas" en Juticalpa Honduras, recaudado por Pedro Ruales	\$1,500.00	35.87%	1	1
		<b>Total</b>	<b>\$3,531.87</b>	<b>84.46%</b>	<b>5</b>	<b>30</b>
On-Account		2023 LTDC Construction Services Fundraise Balance (After Allocation):	\$0.00	0.00%	0	0
		<b>Total</b>	<b>\$0.00</b>	<b>0.00%</b>	<b>0</b>	<b>0</b>
On-Acct. used from 2022		On-Account Projects Funds used from 2022	\$0.00	0.00%	0	0
		<b>Total</b>	<b>\$0.00</b>	<b>0.00%</b>	<b>0</b>	<b>0</b>
Time		2023 Total Charitable Hours from LTDC Construction Services: 32.5 hrs.	\$650.00	15.54%	0	0
		<b>Total</b>	<b>\$650.00</b>	<b>15.54%</b>	<b>0</b>	<b>0</b>
<b>Total</b>			<b>\$4,181.88</b>	<b>100.00%</b>	<b>5</b>	<b>30</b>

### Annual Services (Detail Report) (P.2)

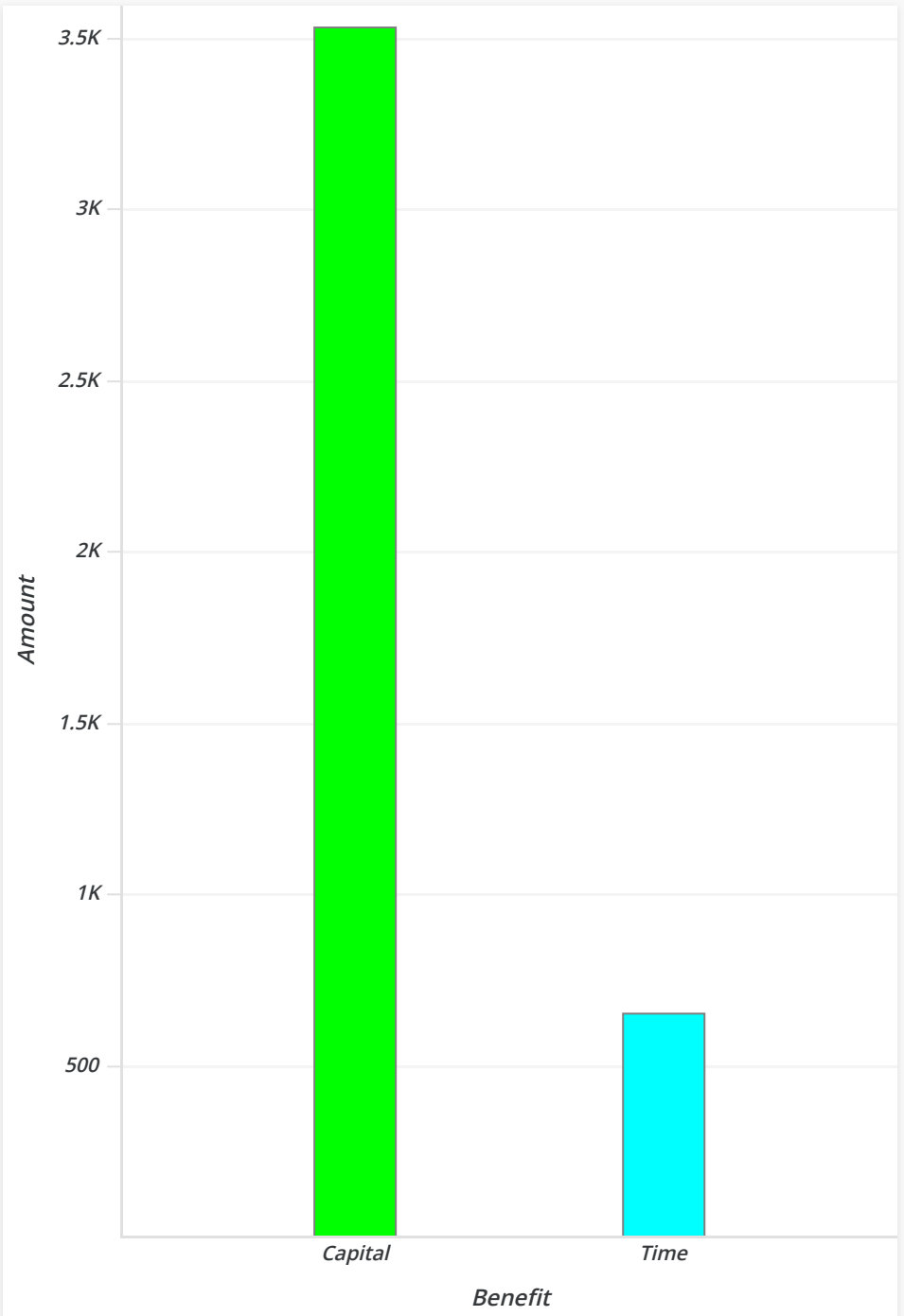
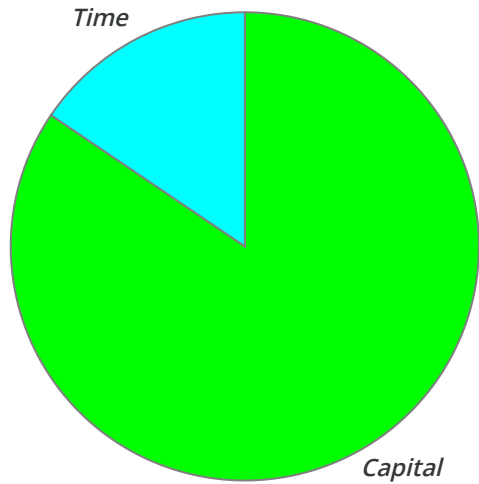
Sub-Category	Benefit	Sub-Activity	Amount	Percent	Vol.	Spon.
Equipment	Assets	3M PRO GRADE PRECISION LARGE SANDING TOOL	\$11.75	0.88%	0	0
		AIRLESS SPRAY GUN TIP (FINE FINISH 0.010")	\$56.83	4.27%	0	0
		DEWALT 20V MAX BL 2-PC COMBO KIT	\$232.78	17.51%	0	0
		DEWALT 21-PC TITANIUM DRILL BIT	\$32.51	2.44%	0	0
		DEWALT FT 5-PC STUBBY NUT DRI	\$14.21	1.07%	0	0
		DEWALT IR RIGHT ANGLE ATTACHMENT	\$25.39	1.91%	0	0
		DEWALT TG 55-PC DRIVE BIT SET	\$25.39	1.91%	0	0
		EMPIRE Magnetic Level - 48"	\$36.35	2.73%	0	0
		GRACO ULTRA CORDLESS AIRLESS H. SPRAYER 17M363	\$709.40	53.35%	0	0
		HUSKI UNIVERSAL SKIN DRAIN WRENCH	\$16.88	1.27%	0	0
		HUSKY 12" DOUBLE SPEED ADJ. WRENCH	\$19.23	1.45%	0	0
		HUSKY 3PC MINI PLIERS SET	\$13.88	1.04%	0	0
		HUSKY 6IN SLIP JOINT PLIERS	\$8.53	0.64%	0	0
		HUSKY 8" DOUBLE SPEED ADJ. WRENCH	\$13.88	1.04%	0	0
						0.00%
		<b>Total</b>	<b>\$1,217.01</b>	<b>91.53%</b>	<b>0</b>	<b>0</b>
On-Account		2023 (On-Account) Balance Remaining to Use for Equipment & Tools	\$112.61	8.47%	0	0
		<b>Total</b>	<b>\$112.61</b>	<b>8.47%</b>	<b>0</b>	<b>0</b>
On-Acct. used from 2022		On-Account Equipment Funds used from 2022	\$0.00	0.00%	0	0
		<b>Total</b>	<b>\$0.00</b>	<b>0.00%</b>	<b>0</b>	<b>0</b>
<b>Total</b>			<b>\$1,329.63</b>	<b>100.00%</b>	<b>0</b>	<b>0</b>

### Annual Services (Detail Report) (P.2)

Sub-Category	Benefit	Sub-Activity	Amount	Percent	Vol.	Spon.
Technology	Capital	2023 Total of Technology Donated from LTDC Construction Services	\$0.00		0	0
		<b>Total</b>	<b>\$0.00</b>		<b>0</b>	<b>0</b>
	Time	2023 Total Charitable Technology Hours from LTDC Construction Services: 0 hrs.	\$0.00		0	0
		<b>Total</b>	<b>\$0.00</b>		<b>0</b>	<b>0</b>
	<b>Total</b>		<b>\$0.00</b>		<b>0</b>	<b>0</b>

### Capital Vs Time Donated in Projects

Benefit	Sub-Category	Amount	Percent	Volunt.	Spons.
Capital	Construction	\$3,531.87	84.46%	5	30
	Technology	\$0.00	0.00%	0	0
	<b>Total</b>	<b>\$3,531.87</b>	<b>84.46%</b>	<b>5</b>	<b>30</b>
Time	Construction	\$650.00	15.54%	0	0
	Technology	\$0.00	0.00%	0	0
	<b>Total</b>	<b>\$650.00</b>	<b>15.54%</b>	<b>0</b>	<b>0</b>
<b>Total</b>		<b>\$4,181.87</b>	<b>100.00%</b>	<b>5</b>	<b>30</b>

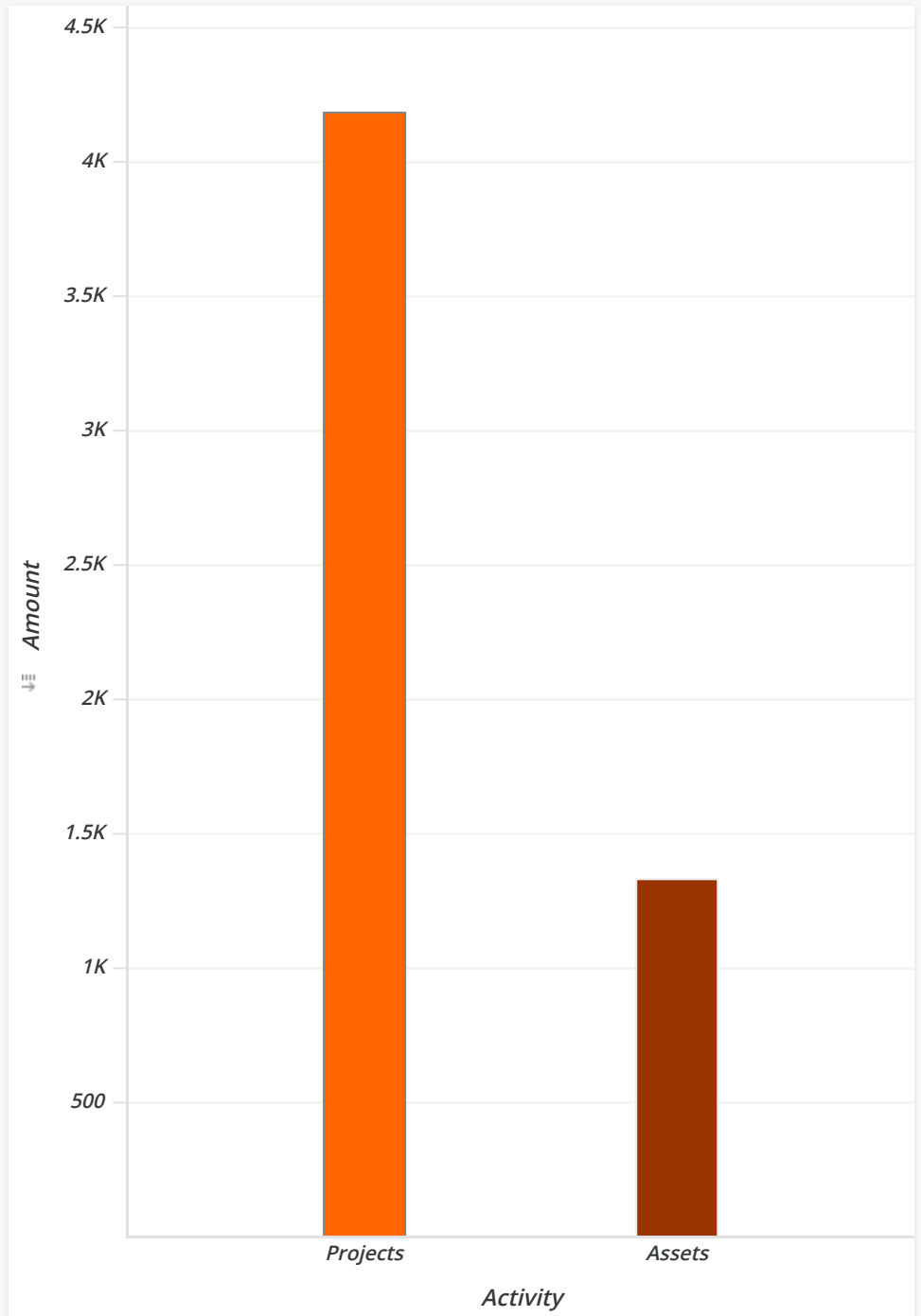
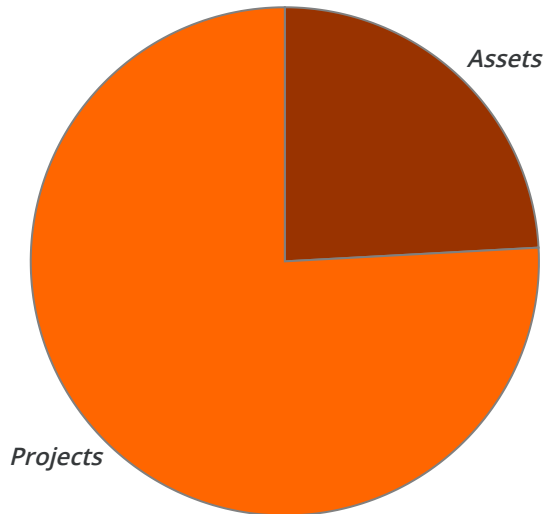


### Capital Vs Time Donated in Proyects (Detail Report)

Benefit	Activity	Sub-Activity	Amount	Percent	Vol.	Spon.
Time	Projects	2023 Total Charitable Hours from LTDC Construction Services: 32.5 hrs.	\$650.00	15.54%	0	0
		2023 Total Charitable Technology Hours from LTDC Construction Services: 0 hrs.	\$0.00	0.00%	0	0
	<b>Total</b>		<b>\$650.00</b>	<b>15.54%</b>	<b>0</b>	<b>0</b>
Capital	Projects	2023 Total Charitable Goods from LTDC Construction Services	\$259.91	6.22%	0	0
		2023 Total of Technology Donated from LTDC Construction Services	\$0.00	0.00%	0	0
		Project (10): Padre Sergio's Install Doors/Windows at Chapel Divina Misericordia (In-Progerss!)	\$308.99	7.39%	1	13
		Project (11): St. Elizabeth of Hungary - Facility Repair Fund	\$600.00	14.35%	1	1
		Project (4): Padre Fernando to build Chapel Sagrado Corazón de Jesús (In-Progerss!)	\$862.98	20.64%	1	15
		Project (8): Padre Fernando's Const. Storage/Priest-Room at Inmaculada Niña (Raising Funds!)	\$0.00	0.00%	1	0
		Special Relief: Para "Las Casitas" en Juticalpa Honduras, recaudado por Pedro Ruales	\$1,500.00	35.87%	1	1
<b>Total</b>		<b>\$3,531.87</b>	<b>84.46%</b>	<b>5</b>	<b>30</b>	
<b>Total</b>		<b>\$4,181.87</b>	<b>100.00%</b>	<b>5</b>	<b>30</b>	

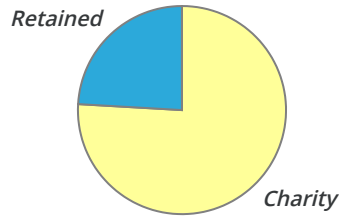
### Projects Vs Assets

Activity	Sub-Category	Amount	Percent	Volunt.	Spons.
Projects	Construction	\$4,181.87	77.46%	5	30
	Technology	\$0.00	0.00%	0	0
	<b>Total</b>	<b>\$4,181.87</b>	<b>77.46%</b>	<b>5</b>	<b>30</b>
Assets	Equipment	\$1,217.01	22.54%	0	0
	<b>Total</b>	<b>\$1,217.01</b>	<b>22.54%</b>	<b>0</b>	<b>0</b>
<b>Total</b>		<b>\$5,398.88</b>	<b>100.00%</b>	<b>5</b>	<b>30</b>



### Charity Vs. Other Allocations

Allocation	Amount	Percent
Charity	\$4,182	75.88%
Retained	\$1,330	24.12%
<b>Total</b>	<b>\$5,512</b>	<b>100.00%</b>



### Charity Vs. Other Allocations (Detail Report)

Allocation	Sub-Category	Activity	Benefit	Group	Amount	Percent	Vol.	Spon.	
Charity	Construction	Projects	Capital	Club Owned	\$3,532	64.08%	5	30	
			Time	Club Owned	\$650	11.79%	0	0	
			On-Account	Club Owned	\$0	0.00%	0	0	
			On-Acct. used from 2022	Club Owned	\$0	0.00%	0	0	
	<b>Total</b>					<b>\$4,182</b>	<b>75.88%</b>	<b>5</b>	<b>30</b>
	Technology	Projects	Capital	Club Owned	\$0	0.00%	0	0	
			Time	Club Owned	\$0	0.00%	0	0	
			<b>Total</b>					<b>\$0</b>	<b>0.00%</b>
	<b>Total</b>					<b>\$4,182</b>	<b>75.88%</b>	<b>5</b>	<b>30</b>
	Retained	Equipment	Assets	Assets	Club Owned	\$1,217	22.08%	0	0
On-Account				Club Owned	\$113	2.04%	0	0	
On-Acct. used from 2022				Club Owned	\$0	0.00%	0	0	
<b>Total</b>					<b>\$1,330</b>	<b>24.12%</b>	<b>0</b>	<b>0</b>	
<b>Total</b>					<b>\$1,330</b>	<b>24.12%</b>	<b>0</b>	<b>0</b>	

