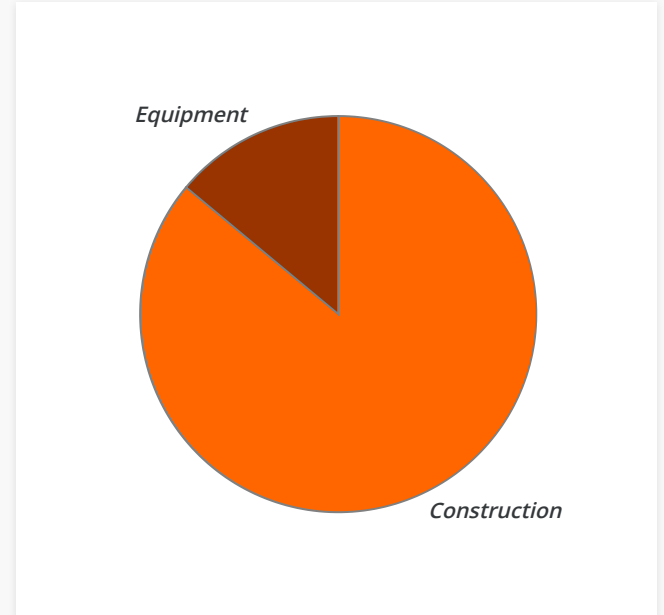
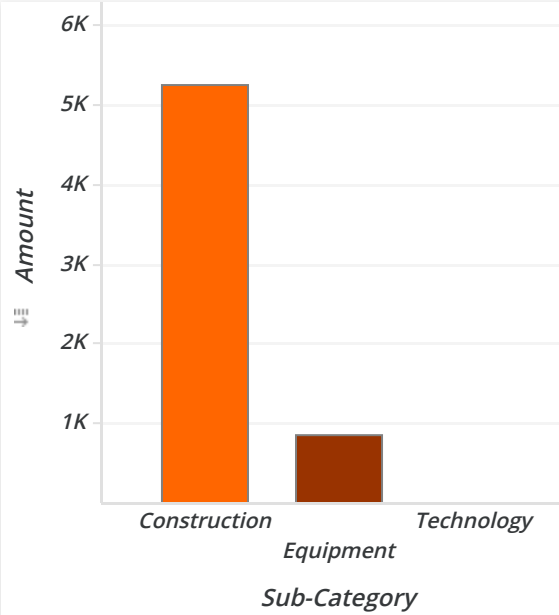


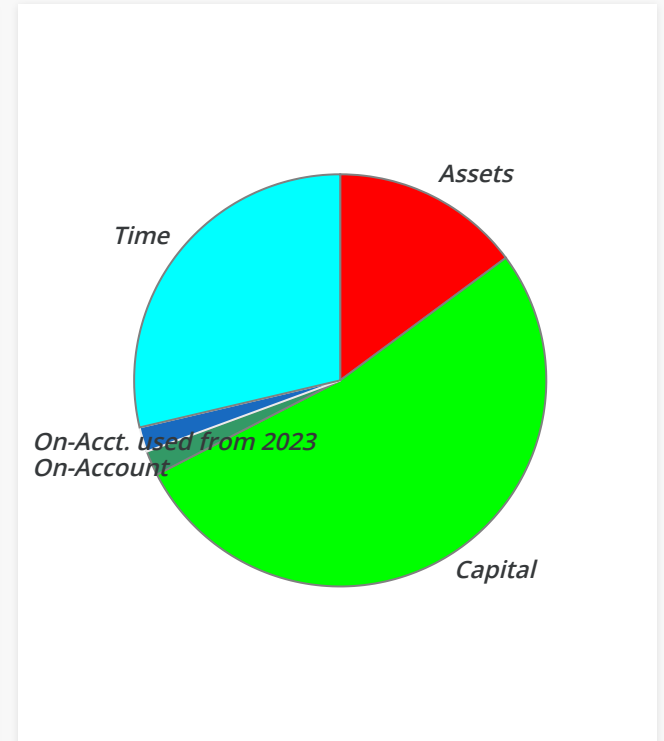
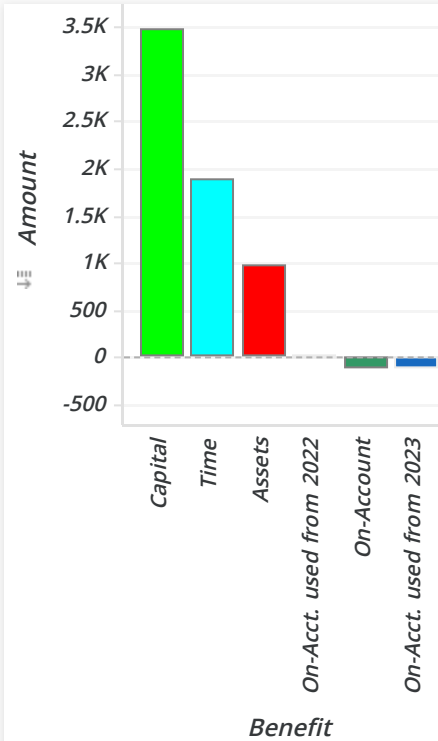
### Annual Services

Sub-Category	Amount	Percent
Construction	\$5,253.21	86.03%
Equipment	\$853.38	13.97%
Technology	\$0.00	0.00%
<b>Total</b>	<b>\$6,106.59</b>	<b>100.00%</b>



### Annual Services

Sub-Category	Benefit	Amount	Percent
Construction	Capital	\$3,482.71	57.03%
	Time	\$1,900.00	31.11%
	On-Acct. used from 2022	-\$0.00	-0.00%
	On-Account	-\$129.50	-2.12%
Equipment	Assets	\$982.87	16.10%
	On-Account	\$0.00	0.00%
	On-Acct. used from 2023	-\$129.50	-2.12%
Technology	Capital	\$0.00	0.00%
	Time	\$0.00	0.00%
<b>Total</b>		<b>\$6,106.59</b>	<b>100.00%</b>



### Annual Services (Detail Report) (P.1)

Sub-Category	Benefit	Sub-Activity	Amount	Percent	Vol.	Spon.
Construction	Capital	2024 Total Charitable Goods from LTDC Construction Services	\$150.75	2.87%	0	0
		Project (10): Padre Sergio's Install Doors/Windows at Chapel Divina Misericordia (In-Progerss!)	\$1,640.98	31.24%	1	12
		Project (4): Padre Fernando to build Chapel Sagrado Corazón de Jesús (In-Progerss!)	\$1,690.98	32.19%	1	15
		Project (8): Padre Fernando's Const. Storage/Priest-Room at Inmaculada Niña (Raising Funds!)	\$0.00	0.00%	1	0
		<b>Total</b>	<b>\$3,482.71</b>	<b>66.30%</b>	<b>5</b>	<b>28</b>
On-Account		2024 LTDC Construction Services Fundraise Balance (After Allocation):	-\$129.50	-2.47%	0	0
		<b>Total</b>	<b>-\$129.50</b>	<b>-2.47%</b>	<b>0</b>	<b>0</b>
On-Acct. used from 2022		On-Account Projects Funds used from 2023	-\$0.00	-0.00%	0	0
		<b>Total</b>	<b>-\$0.00</b>	<b>-0.00%</b>	<b>0</b>	<b>0</b>
Time		2024 Total Charitable Hours from LTDC Construction Services: 95 hrs.	\$1,900.00	36.17%	0	0
		<b>Total</b>	<b>\$1,900.00</b>	<b>36.17%</b>	<b>0</b>	<b>0</b>
<b>Total</b>			<b>\$5,253.21</b>	<b>100.00%</b>	<b>5</b>	<b>28</b>

### Annual Services (Detail Report) (P.2)

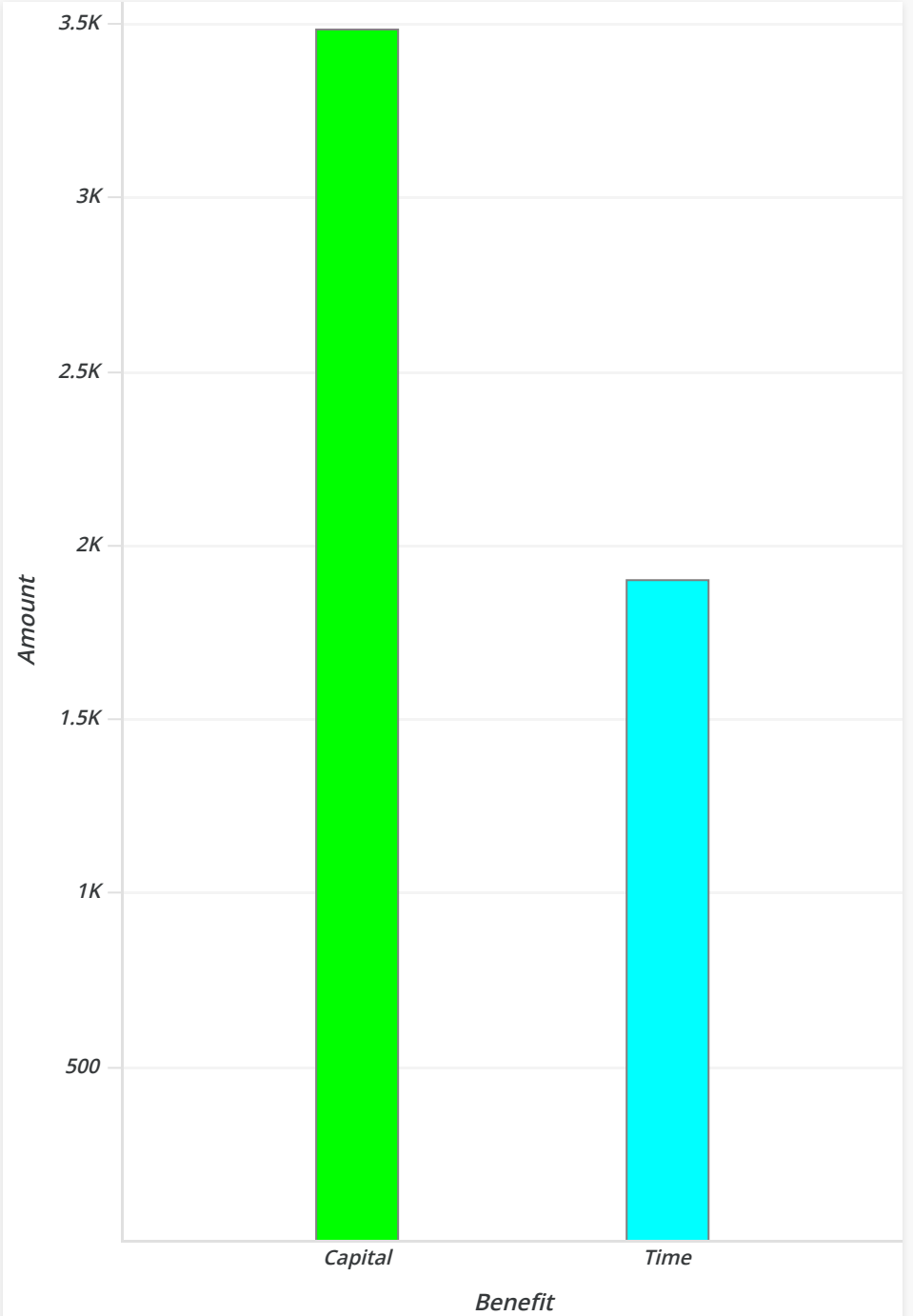
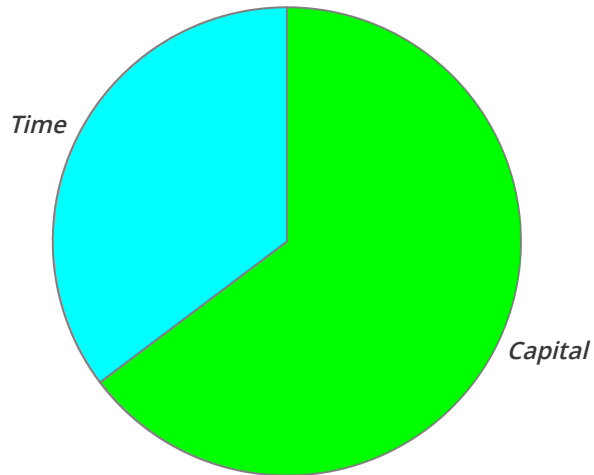
Sub-Category	Benefit	Sub-Activity	Amount	Percent	Vol.	Spon.
Equipment	Assets	24" Empire Magnetic I-Beam Level	\$25.65	3.01%	0	0
		DEWALT 20V Atomic Blade 4-1/2" Circular Saw	\$138.03	16.17%	0	0
		DEWALT 20V Max Variable Speed Sander	\$138.03	16.17%	0	0
		HUSKY 10PC RATCHETING SCREWDRIVER	\$12.81	1.50%	0	0
		HUSKY 12" Pliers	\$20.30	2.38%	0	0
		RYOBI 18V Compact Router	\$84.53	9.91%	0	0
		RYOBI 18V Vacuum and Battery Charger Pack	\$148.70	17.42%	0	0
		RYOBI Straight Router Bit Set	\$26.72	3.13%	0	0
		Samsung Galaxy	\$318.96	37.38%	0	0
		Samsung Galaxy Cover	\$26.74	3.13%	0	0
		SUPERBRANDTOOLS	\$42.41	4.97%	0	0
				0.00%	0	0
		<b>Total</b>	<b>\$982.87</b>	<b>115.17%</b>	<b>0</b>	<b>0</b>
On-Account		2024 (On-Account) Balance Remaining to Use for Equipment & Tools	\$0.00	0.00%	0	0
		<b>Total</b>	<b>\$0.00</b>	<b>0.00%</b>	<b>0</b>	<b>0</b>
On-Acct. used from 2023		On-Account Equipment Funds used from 2023	-\$129.50	-15.17%	0	0
		<b>Total</b>	<b>-\$129.50</b>	<b>-15.17%</b>	<b>0</b>	<b>0</b>
<b>Total</b>			<b>\$853.38</b>	<b>100.00%</b>	<b>0</b>	<b>0</b>

### Annual Services (Detail Report) (P.2)

Sub-Category	Benefit	Sub-Activity	Amount	Percent	Vol.	Spon.
Technology	Capital	2024 Total of Technology Donated from LTDC Construction Services	\$0.00		0	0
		<b>Total</b>	<b>\$0.00</b>		<b>0</b>	<b>0</b>
	Time	2024 Total Charitable Technology Hours from LTDC Construction Services: 0 hrs.	\$0.00		0	0
		<b>Total</b>	<b>\$0.00</b>		<b>0</b>	<b>0</b>
	<b>Total</b>		<b>\$0.00</b>		<b>0</b>	<b>0</b>

### Capital Vs Time Donated in Projects

Benefit	Sub-Category	Amount	Percent	Volunt.	Spons.
Capital	Construction	\$3,482.71	64.70%	5	28
	Technology	\$0.00	0.00%	0	0
	<b>Total</b>	<b>\$3,482.71</b>	<b>64.70%</b>	<b>5</b>	<b>28</b>
Time	Construction	\$1,900.00	35.30%	0	0
	Technology	\$0.00	0.00%	0	0
	<b>Total</b>	<b>\$1,900.00</b>	<b>35.30%</b>	<b>0</b>	<b>0</b>
<b>Total</b>		<b>\$5,382.71</b>	<b>100.00%</b>	<b>5</b>	<b>28</b>

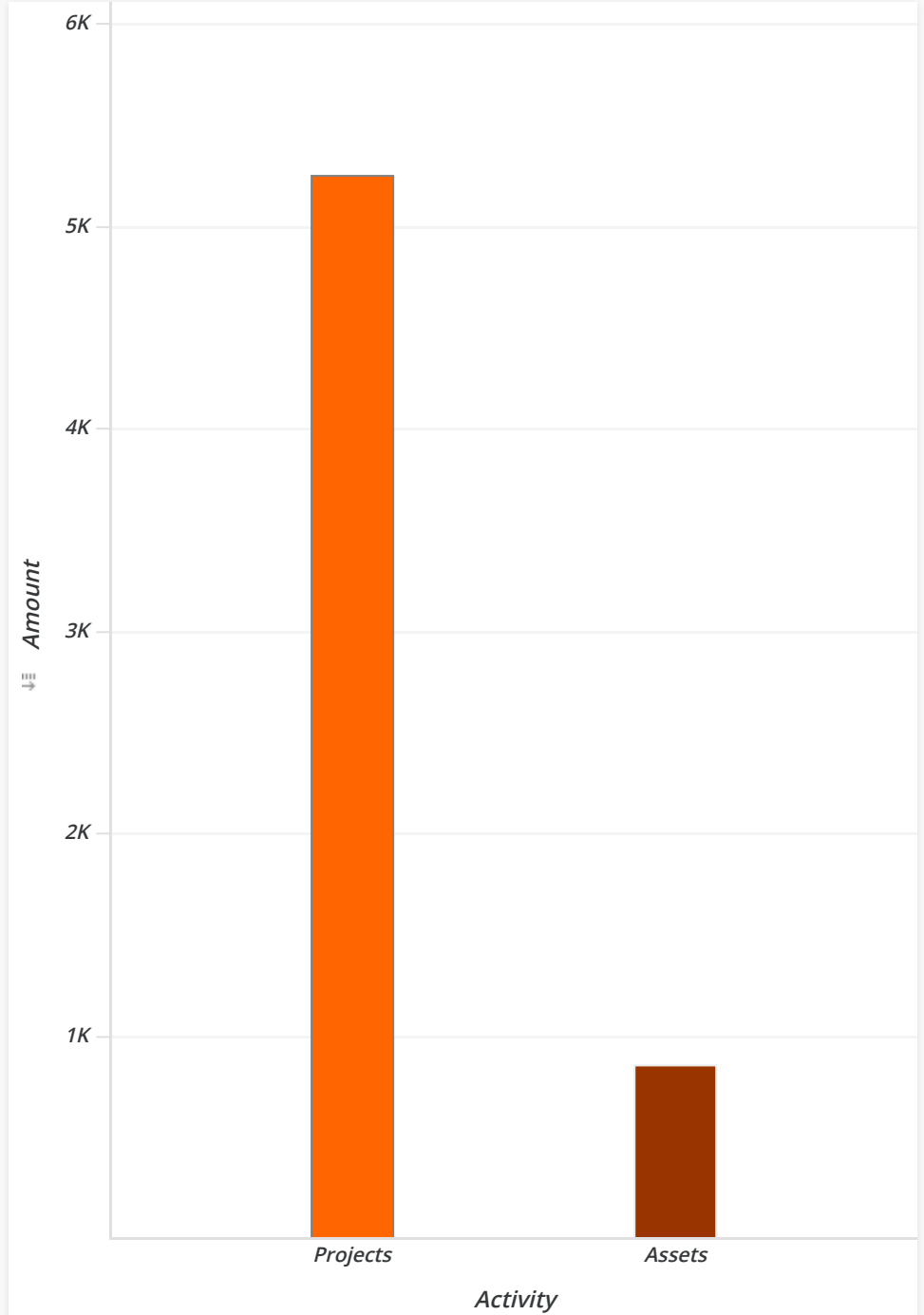
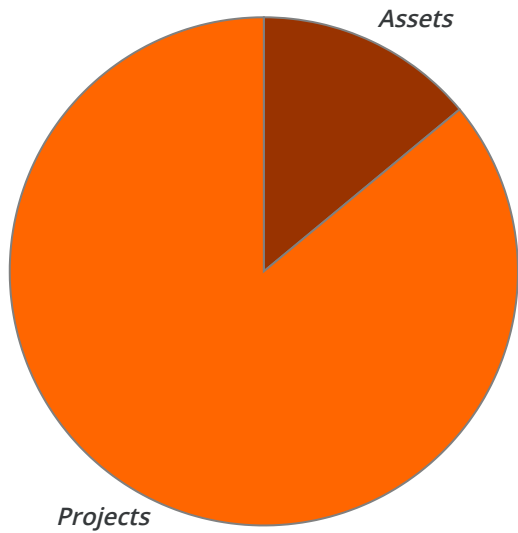


### Capital Vs Time Donated in Proyected (Detail Report)

Benefit	Activity	Sub-Activity	Amount	Percent	Vol.	Spon.
Time	Projects	2024 Total Charitable Hours from LTDC Construction Services: 95 hrs.	\$1,900.00	35.30%	0	0
		2024 Total Charitable Technology Hours from LTDC Construction Services: 0 hrs.	\$0.00	0.00%	0	0
	<b>Total</b>		<b>\$1,900.00</b>	<b>35.30%</b>	<b>0</b>	<b>0</b>
Capital	Projects	2024 Total Charitable Goods from LTDC Construction Services	\$150.75	2.80%	0	0
		2024 Total of Technology Donated from LTDC Construction Services	\$0.00	0.00%	0	0
		Project (10): Padre Sergio's Install Doors/Windows at Chapel Divina Misericordia (In-Progerss!)	\$1,640.98	30.49%	1	12
		Project (4): Padre Fernando to build Chapel Sagrado Corazón de Jesús (In-Progerss!)	\$1,690.98	31.42%	1	15
		Project (8): Padre Fernando's Const. Storage/Priest-Room at Inmaculada Niña (Raising Funds!)	\$0.00	0.00%	1	0
	<b>Total</b>		<b>\$3,482.71</b>	<b>64.70%</b>	<b>5</b>	<b>28</b>
<b>Total</b>		<b>\$5,382.71</b>	<b>100.00%</b>	<b>5</b>	<b>28</b>	

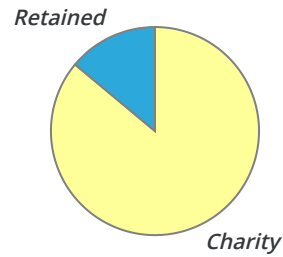
### Projects Vs Assets

Activity	Sub-Category	Amount	Percent	Volunt.	Spons.
Projects	Construction	\$5,382.71	84.56%	5	28
	Technology	\$0.00	0.00%	0	0
	<b>Total</b>	<b>\$5,382.71</b>	<b>84.56%</b>	<b>5</b>	<b>28</b>
Assets	Equipment	\$982.87	15.44%	0	0
	<b>Total</b>	<b>\$982.87</b>	<b>15.44%</b>	<b>0</b>	<b>0</b>
<b>Total</b>		<b>\$6,365.58</b>	<b>100.00%</b>	<b>5</b>	<b>28</b>



### Charity Vs. Other Allocations

Allocation	Amount	Percent
Charity	\$5,253	86.03%
Retained	\$853	13.97%
<b>Total</b>	<b>\$6,107</b>	<b>100.00%</b>



### Charity Vs. Other Allocations (Detail Report)

Allocation	Sub-Category	Activity	Benefit	Group	Amount	Percent	Vol.	Spon.
Charity	Construction	Projects	Capital	Club Owned	\$3,483	57.03%	5	28
			Time	Club Owned	\$1,900	31.11%	0	0
			On-Acct. used from 2022	Club Owned	(\$0)	-0.00%	0	0
			On-Account	Club Owned	(\$129)	-2.12%	0	0
	<b>Total</b>				<b>\$5,253</b>	<b>86.03%</b>	<b>5</b>	<b>28</b>
	Technology	Projects	Capital	Club Owned	\$0	0.00%	0	0
			Time	Club Owned	\$0	0.00%	0	0
<b>Total</b>					<b>\$0</b>	<b>0.00%</b>	<b>0</b>	<b>0</b>
<b>Total</b>				<b>\$5,253</b>	<b>86.03%</b>	<b>5</b>	<b>28</b>	
Retained	Equipment	Assets	Assets	Club Owned	\$983	16.10%	0	0
			On-Account	Club Owned	\$0	0.00%	0	0
			On-Acct. used from 2023	Club Owned	(\$129)	-2.12%	0	0
			<b>Total</b>				<b>\$853</b>	<b>13.97%</b>
<b>Total</b>				<b>\$853</b>	<b>13.97%</b>	<b>0</b>	<b>0</b>	

