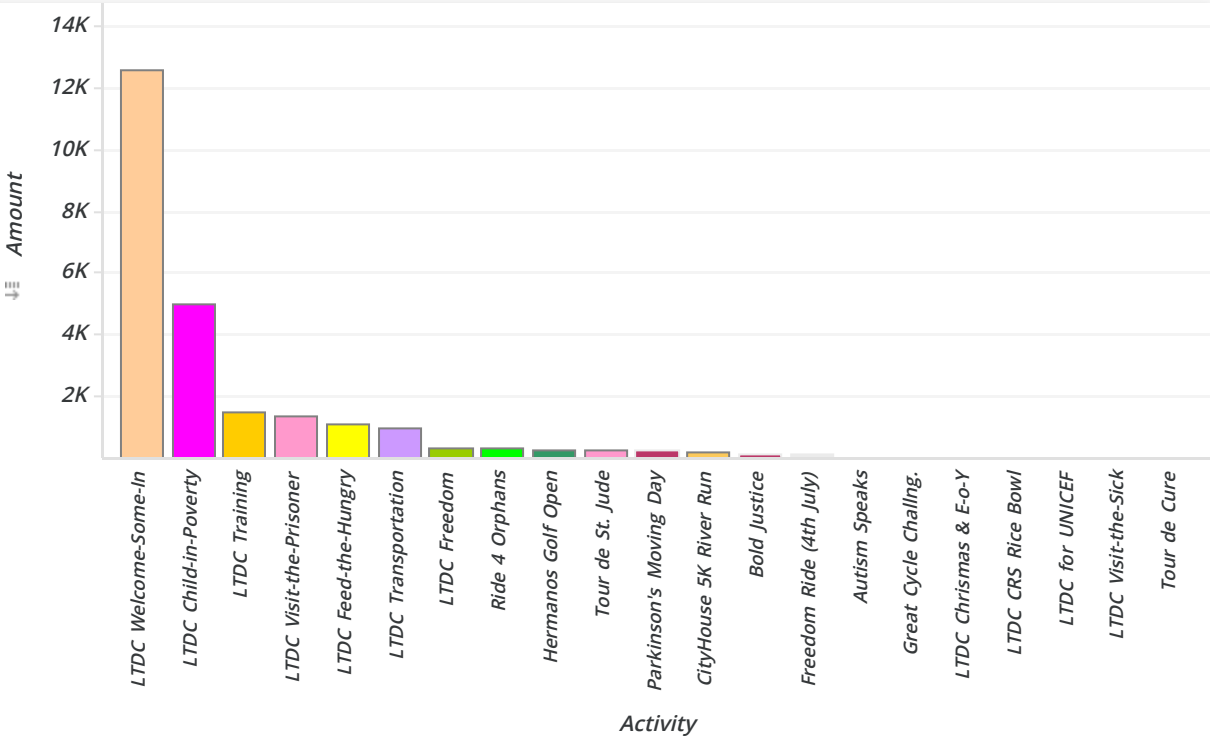
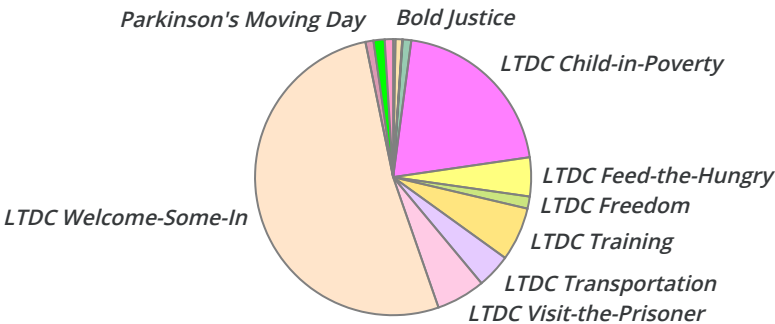


Annual Activities

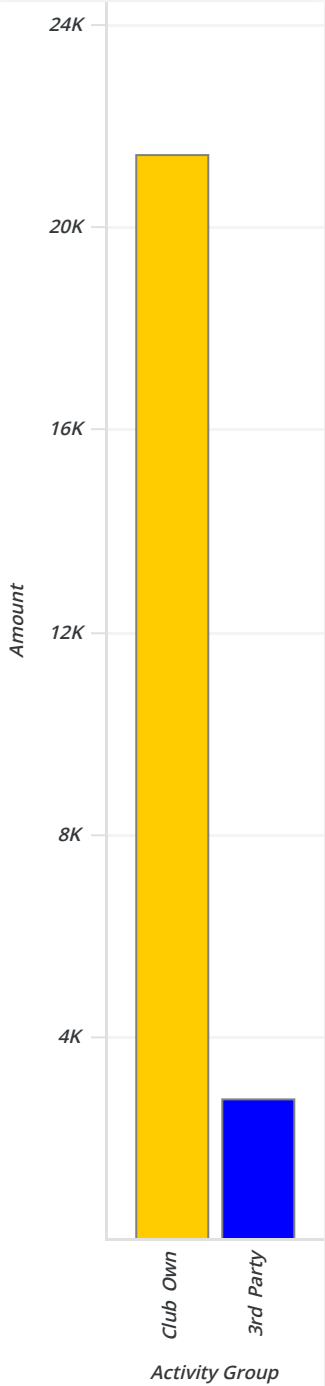
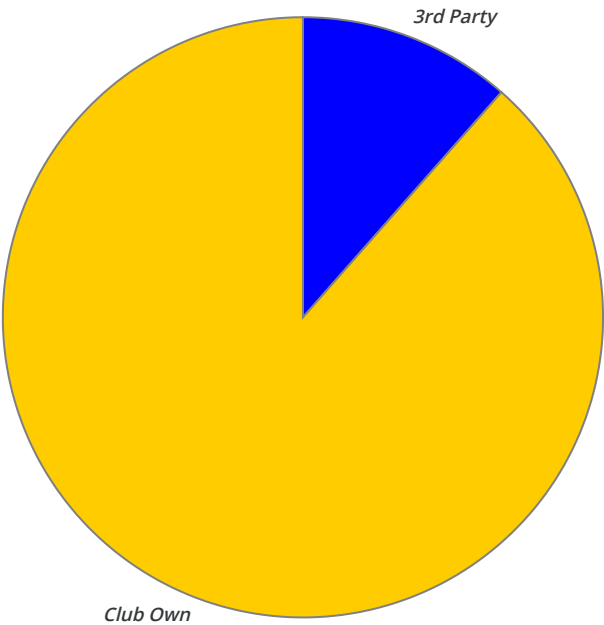
Sports Activities & Programs	Amount	Percent
LTDC Welcome-Some-In	\$12,603.42	52.11%
LTDC Child-in-Poverty	\$4,973.00	20.56%
LTDC Training	\$1,520.37	6.29%
LTDC Visit-the-Prisoner	\$1,382.70	5.72%
LTDC Feed-the-Hungry	\$1,103.96	4.56%
LTDC Transportation	\$966.59	4.00%
LTDC Freedom	\$343.77	1.42%
Ride 4 Orphans	\$318.80	1.32%
Hermanos Golf Open	\$245.18	1.01%
Tour de St. Jude	\$240.00	0.99%
Parkinson's Moving Day	\$227.23	0.94%
CityHouse 5K River Run	\$191.60	0.79%
Bold Justice	\$60.00	0.25%
Freedom Ride (4th July)	\$10.00	0.04%
Autism Speaks	\$0.00	0.00%
Great Cycle Challeng.	\$0.00	0.00%
LTDC Christmas & E-o-Y	\$0.00	0.00%
LTDC CRS Rice Bowl	\$0.00	0.00%
LTDC for UNICEF	\$0.00	0.00%
LTDC Visit-the-Sick	\$0.00	0.00%
Tour de Cure	\$0.00	0.00%
Total	\$24,186.62	100.00%



Annual Activities (Detail Report) - p.1																
Sports Act. & Programs	Type	Category	Amount	Road	Run	Walk	Golf	Tenn	MTB	Swim	Socc	Fit	Guest	Vol	Spon	TOTAL
LTDC Welcome-Some-In	Program	Welcome Some In	\$9,020.76	0	0	0	0	0	0	0	0	0	0	12	30	42
LTDC Child-in-Poverty	Program	Welcome Some In	\$2,837.00	3	0	3	0	0	0	0	0	0	0	2	2	10
LTDC Welcome-Some-In	Program	Clothe the Needy	\$2,140.02	0	0	0	0	0	0	0	0	0	0	0	5	5
LTDC Child-in-Poverty	Event	Welcome Some In	\$2,136.00	0	0	0	0	0	0	0	0	0	0	1	1	2
LTDC Training	Training	Evangelization	\$1,520.37	8	0	2	3	18	0	1	0	1	0	8	0	41
LTDC Visit-the-Prisoner	Program	Visit the Prisoner	\$1,382.70	0	0	0	0	0	0	0	0	0	0	8	14	22
LTDC Transportation	Program	Evangelization	\$966.59	0	0	0	0	0	0	0	0	0	0	1	1	2
LTDC Welcome-Some-In	Program	Visit the Sick	\$727.72	0	0	0	0	0	0	0	0	0	0	0	3	3
		Evangelization	\$714.92	0	0	0	0	0	0	0	0	0	0	0	12	12
LTDC Feed-the-Hungry	Program	Feed the Hungry	\$602.97	6	0	0	0	0	0	0	0	0	0	4	2	12
	Event	Feed the Hungry	\$500.99	0	0	3	0	0	0	0	0	0	0	1	3	7
LTDC Freedom	Event	Social Justice	\$343.77	0	0	0	0	0	0	0	0	0	0	1	1	2
Ride 4 Orphans	Event	Welcome Some In	\$318.80	4	0	0	0	0	0	0	0	0	0	1	4	9
Hermanos Golf Open	Event	Welcome Some In	\$245.18	0	0	0	1	0	0	0	0	0	3	1	0	5
Tour de St. Jude	Event	Visit the Sick	\$240.00	0	0	3	0	0	0	0	0	0	0	1	0	4
Parkinson's Moving Day	Event	Visit the Sick	\$227.23	0	0	5	0	0	0	0	0	0	0	2	1	8
CityHouse 5K River Run	Event	Welcome Some In	\$191.60	0	3	2	0	0	0	0	0	0	0	1	1	7
Bold Justice	Event	Social Justice	\$60.00	0	0	3	0	0	0	0	0	0	0	1	1	5
Freedom Ride (4th July)	Event	Evangelization	\$10.00	1	0	0	0	0	0	0	0	0	0	1	0	2
Great Cycle Challeng.	Challeng.	Visit the Sick	\$0.00	1	0	0	0	0	0	0	0	0	0	1	0	2
LTDC CRS Rice Bowl	Event	Social Justice	\$0.00	0	0	0	0	0	0	0	0	0	0	1	1	2
LTDC Visit-the-Prisoner	Challeng.	Visit the Prisoner	\$0.00	1	0	0	0	0	0	0	0	0	0	1	0	2
Total			\$24,186.62	24	3	21	4	18	0	1	0	1	3	49	82	206

Club Owned Vs. 3rd. Party (Sports Act. & Prog.)

Group	Amount	Percent	Road	Run	Walk	Golf	Tenn	MTB	Swim	Socc	Fit	Guest	Vol	Spon	TOTAL
Club Own	\$21,411.11	88.52%	18	0	8	3	18	0	1	0	1	0	32	59	140
3rd Party	\$2,775.51	11.48%	6	3	13	1	0	0	0	0	0	3	17	23	66
Total	\$24,186.62	100.00%	24	3	21	4	18	0	1	0	1	3	49	82	206

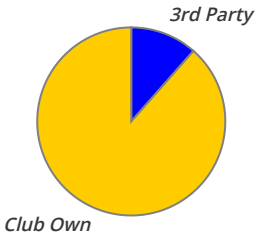


Club Owned (Sports Act. & Prog. - Detail Report) (p1)

Activity	Type	Category	Amount	Percent	Road	Run	Walk	Golf	Tenn	MTB	Swim	Socc	Fit	Guest	Vol	Spon	TOTAL
LTDC Welcome-Some-In	Progr	Welcome Some In	\$8,920.76	42.43%	0	0	0	0	0	0	0	0	0	0	12	28	40
LTDC Child-in-Poverty	Progr	Welcome Some In	\$2,496.00	11.87%	3	0	3	0	0	0	0	0	0	0	2	2	10
LTDC Welcome-Some-In	Progr	Clothe the Needy	\$2,140.02	10.18%	0	0	0	0	0	0	0	0	0	0	0	5	5
LTDC Child-in-Poverty	Event	Welcome Some In	\$2,136.00	10.16%	0	0	0	0	0	0	0	0	0	0	1	1	2
LTDC Training	Traini	Evangelization	\$1,520.37	7.23%	8	0	2	3	18	0	1	0	1	0	8	0	41
LTDC Transportation	Progr	Evangelization	\$966.59	4.60%	0	0	0	0	0	0	0	0	0	0	1	1	2
LTDC Welcome-Some-In	Progr	Visit the Sick	\$727.72	3.46%	0	0	0	0	0	0	0	0	0	0	0	3	3
		Evangelization	\$714.92	3.40%	0	0	0	0	0	0	0	0	0	0	0	12	12
LTDC Feed-the-Hungry	Progr	Feed the Hungry	\$602.97	2.87%	6	0	0	0	0	0	0	0	0	0	4	2	12
	Event	Feed the Hungry	\$500.00	2.38%	0	0	3	0	0	0	0	0	0	0	1	3	7
LTDC Freedom	Event	Social Justice	\$300.00	1.43%	0	0	0	0	0	0	0	0	0	0	1	1	2
LTDC CRS Rice Bowl	Event	Social Justice	\$0.00	0.00%	0	0	0	0	0	0	0	0	0	0	1	1	2
LTDC Visit-the-Prisoner	Challi	Visit the Prisoner	\$0.00	0.00%	1	0	0	0	0	0	0	0	0	0	1	0	2
Total			\$21,025.35	100.00%	18	0	8	3	18	0	1	0	1	0	32	59	140

Club Owned Vs. 3rd. Party (Sports Act. & Prog.)

Group	Amount	Percent	Road	Run	Walk	Golf	Tenn	MTB	Swim	Socc	Fit	Guest	Vol	Spon	TOTAL
Club Own	\$21,411.11	88.52%	18	0	8	3	18	0	1	0	1	0	32	59	140
3rd Party	\$2,775.51	11.48%	6	3	13	1	0	0	0	0	0	3	17	23	66
Total	\$24,186.62	100.00%	24	3	21	4	18	0	1	0	1	3	49	82	206

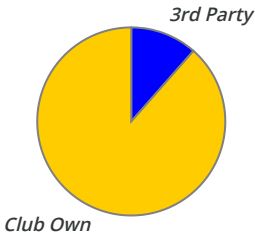


3rd. Party (Sports Act. & Prog. - Detail Report) (p2)

Activity	Type	Category	Amount	Percent	Road	Run	Walk	Golf	Tenn	MTB	Swim	Socc	Fit	Guest	Vol	Spon	TOTAL
LTDC Visit-the-Prisoner	Progr	Visit the Prisoner	\$1,382.70	49.82%	0	0	0	0	0	0	0	0	0	0	8	14	22
Ride 4 Orphans	Event	Welcome Some In	\$318.80	11.49%	4	0	0	0	0	0	0	0	0	0	1	4	9
Hermanos Golf Open	Event	Welcome Some In	\$245.18	8.83%	0	0	0	1	0	0	0	0	0	3	1	0	5
Tour de St. Jude	Event	Visit the Sick	\$240.00	8.65%	0	0	3	0	0	0	0	0	0	0	1	0	4
Parkinson's Moving Day	Event	Visit the Sick	\$227.23	8.19%	0	0	5	0	0	0	0	0	0	0	2	1	8
CityHouse 5K River Run	Event	Welcome Some In	\$191.60	6.90%	0	3	2	0	0	0	0	0	0	0	1	1	7
LTDC Welcome-Some-In	Progr	Welcome Some In	\$100.00	3.60%	0	0	0	0	0	0	0	0	0	0	0	2	2
Bold Justice	Event	Social Justice	\$60.00	2.16%	0	0	3	0	0	0	0	0	0	0	1	1	5
Freedom Ride (4th July)	Event	Evangelization	\$10.00	0.36%	1	0	0	0	0	0	0	0	0	0	1	0	2
Great Cycle Challeng.	Challr	Visit the Sick	\$0.00	0.00%	1	0	0	0	0	0	0	0	0	0	1	0	2
Total			\$2,775.51	100.00%	6	3	13	1	0	0	0	0	0	3	17	23	66

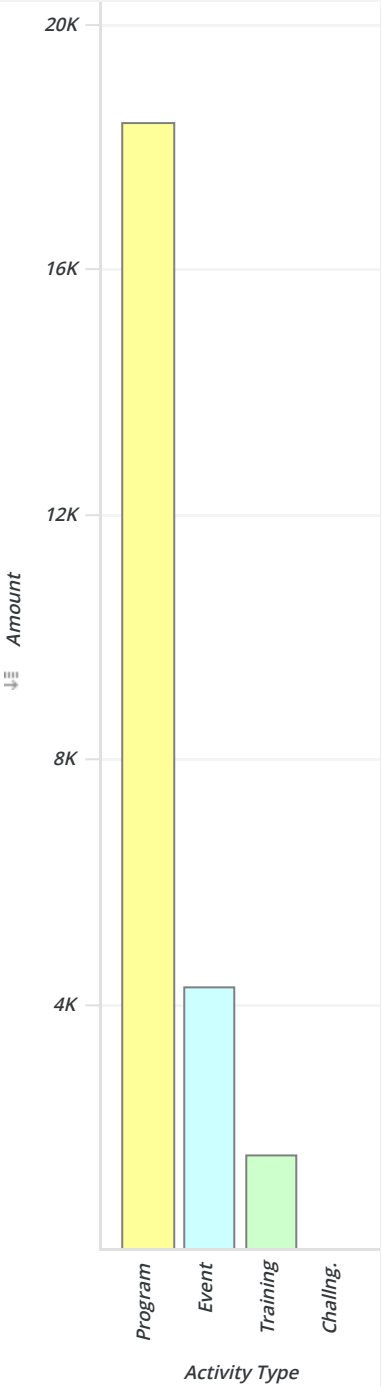
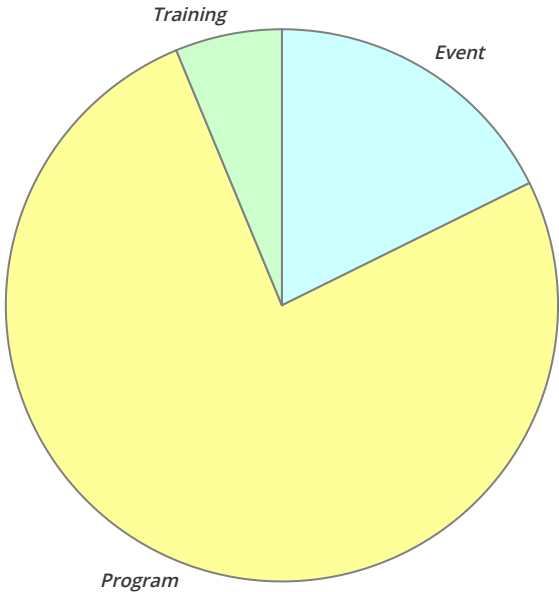
Club Owned Vs. 3rd. Party (Sports Act. & Prog.)

Group	Amount	Percent	Road	Run	Walk	Golf	Tenn	MTB	Swim	Socc	Fit	Guest	Vol	Spon	TOTAL
Club Own	\$21,411.11	88.52%	18	0	8	3	18	0	1	0	1	0	32	59	140
3rd Party	\$2,775.51	11.48%	6	3	13	1	0	0	0	0	0	3	17	23	66
Total	\$24,186.62	100.00%	24	3	21	4	18	0	1	0	1	3	49	82	206



Events Vs. Programs Vs. Challenges Vs. Trainings

Type	Amount	Percent	Road	Run	Walk	Golf	Tenn	MTB	Swim	Socc	Fit	Guest	Vol	Spon	TOTAL
Program	\$18,392.68	76.04%	9	0	3	0	0	0	0	0	0	0	27	69	108
Event	\$4,273.57	17.67%	5	3	16	1	0	0	0	0	0	3	12	13	53
Training	\$1,520.37	6.29%	8	0	2	3	18	0	1	0	1	0	8	0	41
Challeng.	\$0.00	0.00%	2	0	0	0	0	0	0	0	0	0	2	0	4
Total	\$24,186.62	100.00%	24	3	21	4	18	0	1	0	1	3	49	82	206



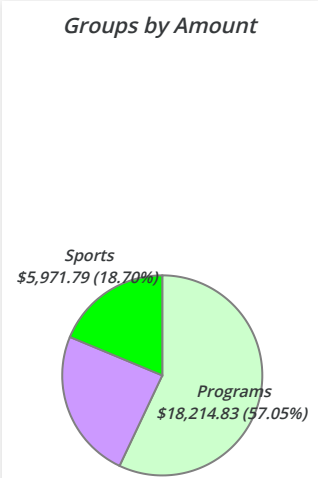
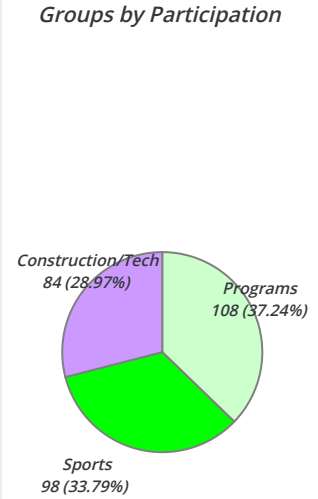
## Events Vs. Programs Vs. Challenges Vs. Trainings (Detail Report)

Type	Activity	Group	Category	Amount	Road	Run	Walk	Golf	Tenn	MTB	Swim	Socc	Fit	Guest	Vol	Spon	TOTAL
Even	LTDC Child-in-Poverty	Club Own	Welcome Some In	\$2,136.00	0	0	0	0	0	0	0	0	0	0	1	1	2
	LTDC Feed-the-Hungry	Club Own	Feed the Hungry	\$500.99	0	0	3	0	0	0	0	0	0	0	1	3	7
	LTDC Freedom	Club Own	Social Justice	\$343.77	0	0	0	0	0	0	0	0	0	0	1	1	2
	Ride 4 Orphans	3rd Party	Welcome Some In	\$318.80	4	0	0	0	0	0	0	0	0	0	1	4	9
	Hermanos Golf Open	3rd Party	Welcome Some In	\$245.18	0	0	0	1	0	0	0	0	0	3	1	0	5
	Tour de St. Jude	3rd Party	Visit the Sick	\$240.00	0	0	3	0	0	0	0	0	0	0	1	0	4
	Parkinson's Moving Day	3rd Party	Visit the Sick	\$227.23	0	0	5	0	0	0	0	0	0	0	2	1	8
	CityHouse 5K River Run	3rd Party	Welcome Some In	\$191.60	0	3	2	0	0	0	0	0	0	0	1	1	7
	Bold Justice	3rd Party	Social Justice	\$60.00	0	0	3	0	0	0	0	0	0	0	1	1	5
	Freedom Ride (4th July)	3rd Party	Evangelization	\$10.00	1	0	0	0	0	0	0	0	0	0	1	0	2
	LTDC CRS Rice Bowl	Club Own	Social Justice	\$0.00	0	0	0	0	0	0	0	0	0	0	1	1	2
	Total			\$4,273.57	5	3	16	1	0	0	0	0	0	3	12	13	53
Progi	LTDC Welcome-Some-In	Club Own	Welcome Some In	\$8,920.76	0	0	0	0	0	0	0	0	0	0	12	28	40
	LTDC Child-in-Poverty	Club Own	Welcome Some In	\$2,837.00	3	0	3	0	0	0	0	0	0	0	2	2	10
	LTDC Welcome-Some-In	Club Own	Clothe the Needy	\$2,140.02	0	0	0	0	0	0	0	0	0	0	0	5	5
	LTDC Visit-the-Prisoner	3rd Party	Visit the Prisoner	\$1,382.70	0	0	0	0	0	0	0	0	0	0	8	14	22
	LTDC Transportation	Club Own	Evangelization	\$966.59	0	0	0	0	0	0	0	0	0	0	1	1	2
	LTDC Welcome-Some-In	Club Own	Visit the Sick	\$727.72	0	0	0	0	0	0	0	0	0	0	0	3	3
			Evangelization	\$714.92	0	0	0	0	0	0	0	0	0	0	0	12	12
	LTDC Feed-the-Hungry	Club Own	Feed the Hungry	\$602.97	6	0	0	0	0	0	0	0	0	0	4	2	12
	LTDC Welcome-Some-In	3rd Party	Welcome Some In	\$100.00	0	0	0	0	0	0	0	0	0	0	0	2	2
Total				\$18,392.68	9	0	3	0	0	0	0	0	0	0	27	69	108

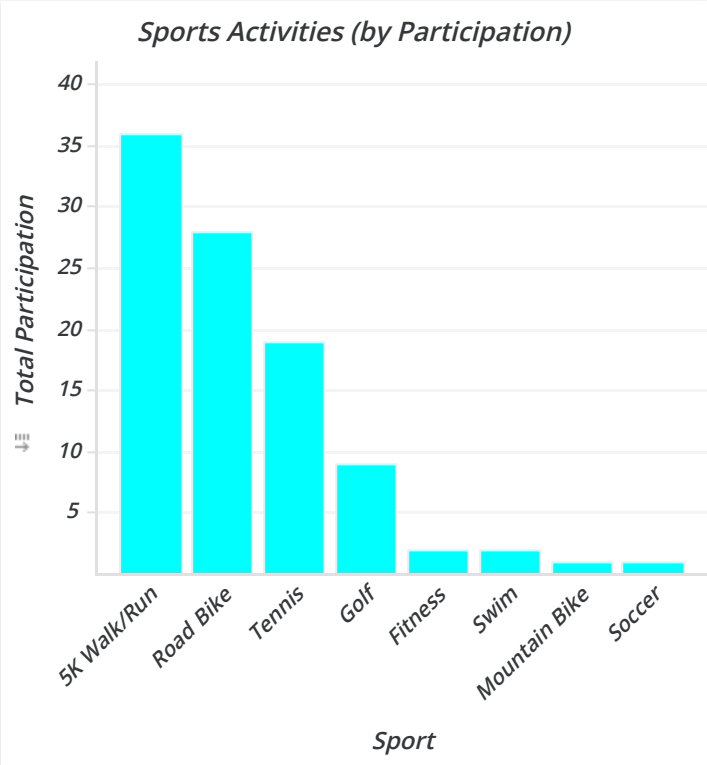
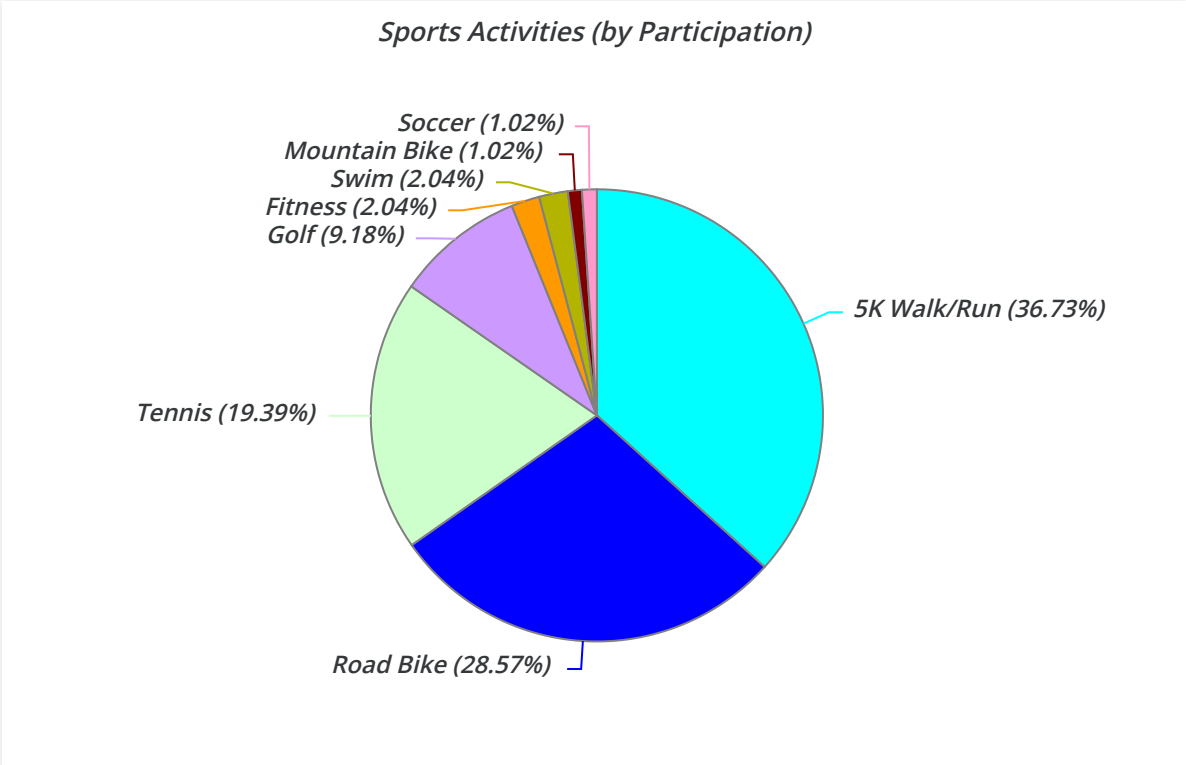
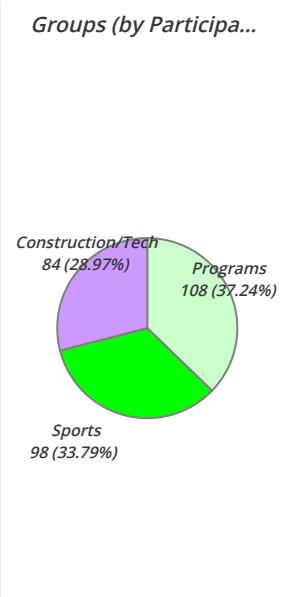
Events Vs. Programs Vs. Challenges Vs. Trainings (Detail Report)																	
Type	Activity	Group	Category	Amount	Road	Run	Walk	Golf	Tenn	MTB	Swim	Socc	Fit	Guest	Vol	Spon	TOTAL
Chall	Great Cycle Challeng.	3rd Party	Visit the Sick	\$0.00	1	0	0	0	0	0	0	0	0	0	1	0	2
	LTDC Visit-the-Prisoner	Club Own	Visit the Prisoner	\$0.00	1	0	0	0	0	0	0	0	0	0	1	0	2
	Total			\$0.00	2	0	0	0	0	0	0	0	0	0	2	0	4
Train	LTDC Training	Club Own	Evangelization	\$1,520.37	8	0	2	3	18	0	1	0	1	0	8	0	41
	LTDC Christmas & E-o-Y	Club Own	Feed the Hungry	\$0.00	0	0	0	0	0	0	0	0	0	0	0	0	0
			Visit the Prisoner	\$0.00	0	0	0	0	0	0	0	0	0	0	0	0	0
			Welcome Some In	\$0.00	0	0	0	0	0	0	0	0	0	0	0	0	0
	Total			\$1,520.37	8	0	2	3	18	0	1	0	1	0	8	0	41



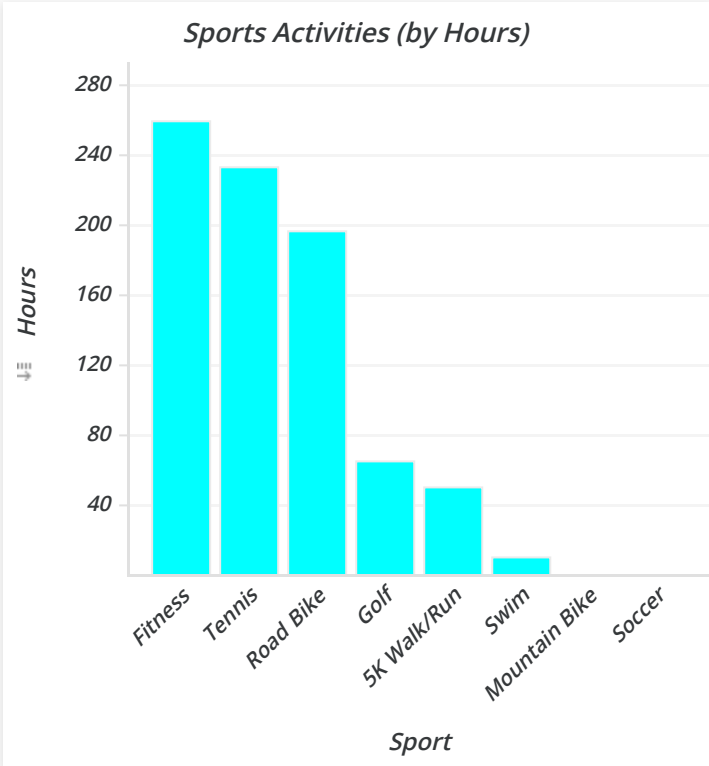
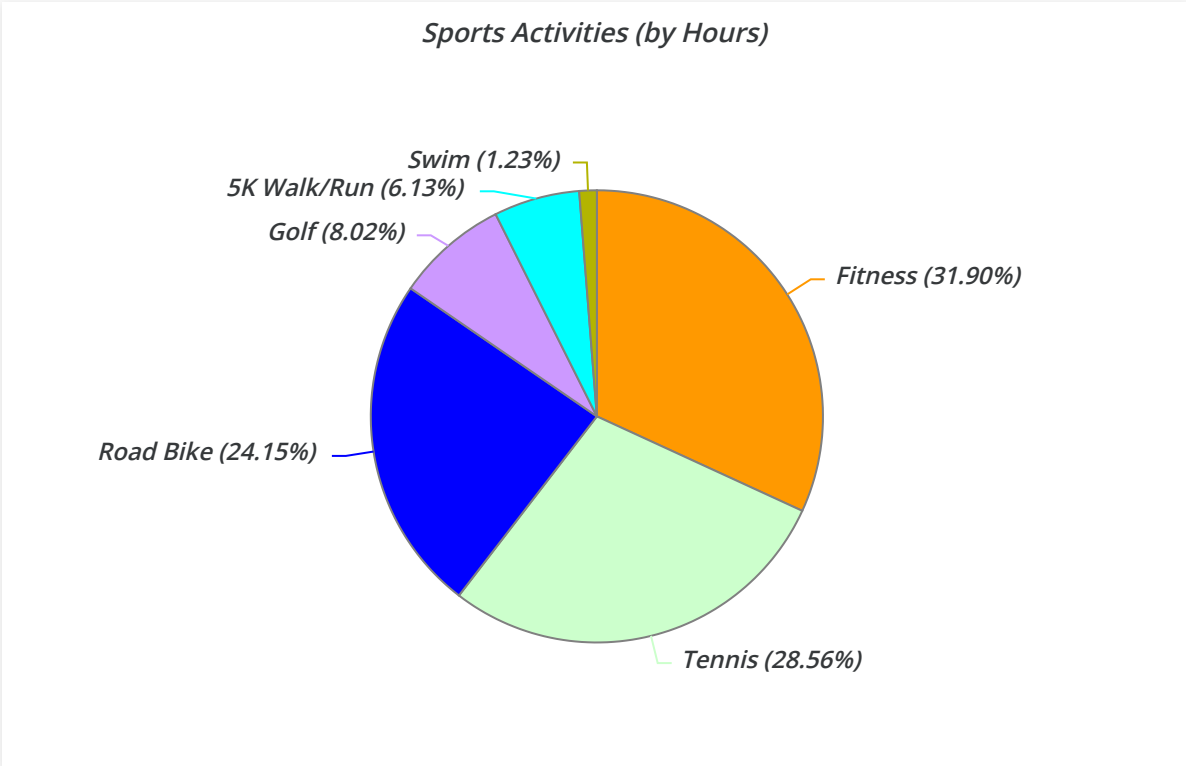
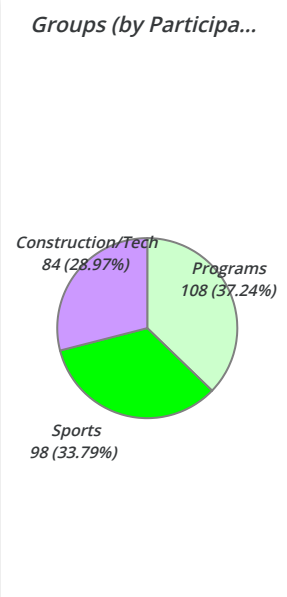
Charitable Activity Groups															
Group	Sports Act. & Programs	Amount	Road	Run	Walk	Golf	Tenn	MTB	Swim	Socc	Fit	Guest	Vol	Spon	TOTAL
Constr	Projects	\$7,275.16	0	0	0	0	0	0	0	0	0	0	2	81	83
	Assets	\$465.37	0	0	0	0	0	0	0	0	0	0	0	1	1
	Total	\$7,740.53	0	0	0	0	0	0	0	0	0	0	2	82	84
Progra	LTDC Welcome-Some-In	\$12,603.42	0	0	0	0	0	0	0	0	0	0	12	50	62
	LTDC Child-in-Poverty	\$2,837.00	3	0	3	0	0	0	0	0	0	0	2	2	10
	LTDC Visit-the-Prisoner	\$1,382.70	0	0	0	0	0	0	0	0	0	0	8	14	22
	LTDC Transportation	\$966.59	0	0	0	0	0	0	0	0	0	0	1	1	2
	LTDC Freedom	\$343.77	0	0	0	0	0	0	0	0	0	0	1	1	2
	LTDC Feed-the-Hungry	\$81.35	6	0	0	0	0	0	0	0	0	0	4	0	10
	Total	\$18,214.83	9	0	3	0	0	0	0	0	0	0	28	68	108
Sports	LTDC Child-in-Poverty	\$2,136.00	0	0	0	0	0	0	0	0	0	0	1	1	2
	LTDC Training	\$1,520.37	8	0	2	3	18	0	1	0	1	0	8	0	41
	LTDC Feed-the-Hungry	\$1,022.61	0	0	3	0	0	0	0	0	0	0	1	5	9
	Ride 4 Orphans	\$318.80	4	0	0	0	0	0	0	0	0	0	1	4	9
	Hermanos Golf Open	\$245.18	0	0	0	1	0	0	0	0	0	3	1	0	5
	Tour de St. Jude	\$240.00	0	0	3	0	0	0	0	0	0	0	1	0	4
	Parkinson's Moving Day	\$227.23	0	0	5	0	0	0	0	0	0	0	2	1	8
	CityHouse 5K River Run	\$191.60	0	3	2	0	0	0	0	0	0	0	1	1	7
	Bold Justice	\$60.00	0	0	3	0	0	0	0	0	0	0	1	1	5
	Freedom Ride (4th July)	\$10.00	1	0	0	0	0	0	0	0	0	0	1	0	2
	Great Cycle Challeng.	\$0.00	1	0	0	0	0	0	0	0	0	0	1	0	2
	LTDC CRS Rice Bowl	\$0.00	0	0	0	0	0	0	0	0	0	0	1	1	2
	LTDC Visit-the-Prisoner	\$0.00	1	0	0	0	0	0	0	0	0	0	1	0	2
	Total	\$5,971.79	15	3	18	4	18	0	1	0	1	3	21	14	98
Total		\$31.927.15	24	3	21	4	18	0	1	0	1	3	51	164	290



Sports Activities Evangelization (by Participation)																
Sports Activities	Road	Run	Walk	Golf	Tenn	MTB	Swim	Socc	Fit	Guest	Vol	Spon	TOTAL	(%TOT)	HOURS	(%HRS)
5K Walk/Run	0	3	18	0	0	0	0	0	0	0	7	8	36	36.73%	50.00	6.13%
Road Bike	15	0	0	0	0	0	0	0	0	0	7	6	28	28.57%	196.80	24.15%
Tennis	0	0	0	0	18	0	0	0	0	0	1	0	19	19.39%	232.80	28.56%
Golf	0	0	0	4	0	0	0	0	0	3	2	0	9	9.18%	65.40	8.02%
Fitness	0	0	0	0	0	0	0	0	1	0	1	0	2	2.04%	260.00	31.90%
Swim	0	0	0	0	0	0	1	0	0	0	1	0	2	2.04%	10.00	1.23%
Mountain Bike	0	0	0	0	0	0	0	0	0	0	1	0	1	1.02%	0.00	0.00%
Soccer	0	0	0	0	0	0	0	0	0	0	1	0	1	1.02%	0.00	0.00%
Total	15	3	18	4	18	0	1	0	1	3	21	14	98	100.00%	815.00	100.00%



Sports Activities Evangelization (by Hours)																
Sports Activities	Road	Run	Walk	Golf	Tenn	MTB	Swim	Socc	Fit	Guest	Vol	Spon	TOTAL	(%TOT)	HOURS	(%HRS)
Fitness	0	0	0	0	0	0	0	0	1	0	1	0	2	2.04%	260.00	31.90%
Tennis	0	0	0	0	18	0	0	0	0	0	1	0	19	19.39%	232.80	28.56%
Road Bike	15	0	0	0	0	0	0	0	0	0	7	6	28	28.57%	196.80	24.15%
Golf	0	0	0	4	0	0	0	0	0	3	2	0	9	9.18%	65.40	8.02%
5K Walk/Run	0	3	18	0	0	0	0	0	0	0	7	8	36	36.73%	50.00	6.13%
Swim	0	0	0	0	0	0	1	0	0	0	1	0	2	2.04%	10.00	1.23%
Mountain Bike	0	0	0	0	0	0	0	0	0	0	1	0	1	1.02%	0.00	0.00%
Soccer	0	0	0	0	0	0	0	0	0	0	1	0	1	1.02%	0.00	0.00%
Total	15	3	18	4	18	0	1	0	1	3	21	14	98	100.00%	815.00	100.00%



Charity Vs. Other Alloca...		
Allocation	Amount	Percent
Charity	\$23,172	95.80%
Transport.	\$987	4.08%
Food	\$17	0.07%
Trans. Fee	\$11	0.05%
Total	\$24,187	100.00%



Activity	Group	Allocation	Amount	Percent
Parkinson's Moving Day	3rd Party	Food	\$17	100.00%
Total			\$17	100.00%

Activity	Group	Allocation	Amount	Percent
LTDC Feed-the-Hungry	Club Own	Trans. Fee	\$1	8.86%
Hermanos Golf Open	3rd Party	Trans. Fee	\$10	91.14%
Total			\$11	100.00%

Activity	Group	Allocation	Amount	Percent
LTDC Transportation	Club Own	Transport.	\$967	97.97%
Hermanos Golf Open	3rd Party	Transport.	\$10	1.01%
Freedom Ride (4th July)	3rd Party	Transport.	\$10	1.01%
Total			\$987	100.00%

Activity	Group	Allocation	Amount	Percent
Tour de St. Jude	3rd Party	Charity	\$240	1.04%
Ride 4 Orphans	3rd Party	Charity	\$319	1.38%
Parkinson's Moving Day	3rd Party	Charity	\$210	0.91%
LTDC Welcome-Some-In	3rd Party	Charity	\$100	0.43%
	Club Own	Charity	\$12,503	53.96%
LTDC Visit-the-Prisoner	3rd Party	Charity	\$1,383	5.97%
LTDC Training	Club Own	Charity	\$1,520	6.56%
LTDC Freedom	Club Own	Charity	\$344	1.48%
LTDC Feed-the-Hungry	Club Own	Charity	\$1,103	4.76%
LTDC Child-in-Poverty	Club Own	Charity	\$4,973	21.46%
Hermanos Golf Open	3rd Party	Charity	\$225	0.97%
CityHouse 5K River Run	3rd Party	Charity	\$192	0.83%
Bold Justice	3rd Party	Charity	\$60	0.26%
Total			\$23,172	100.00%

