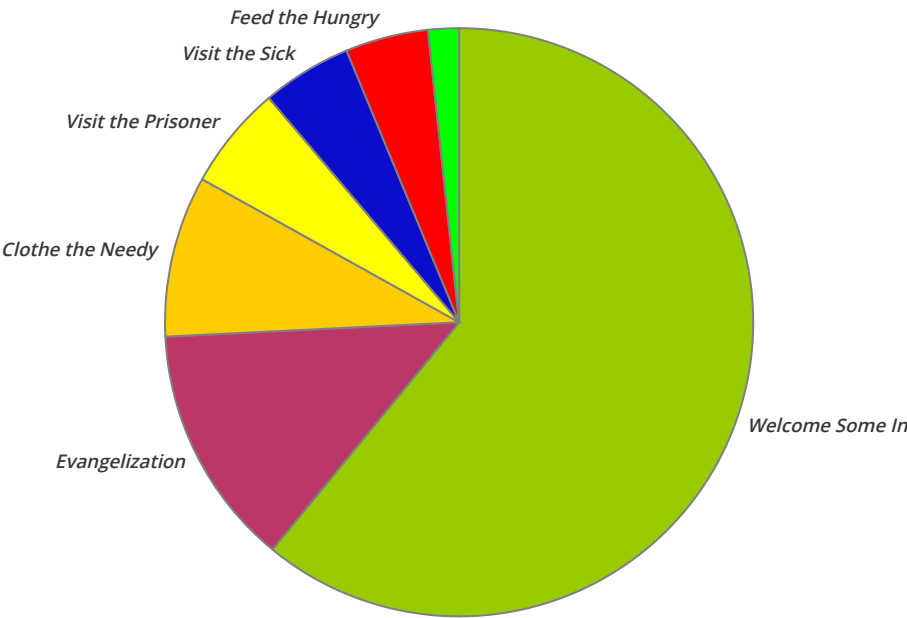
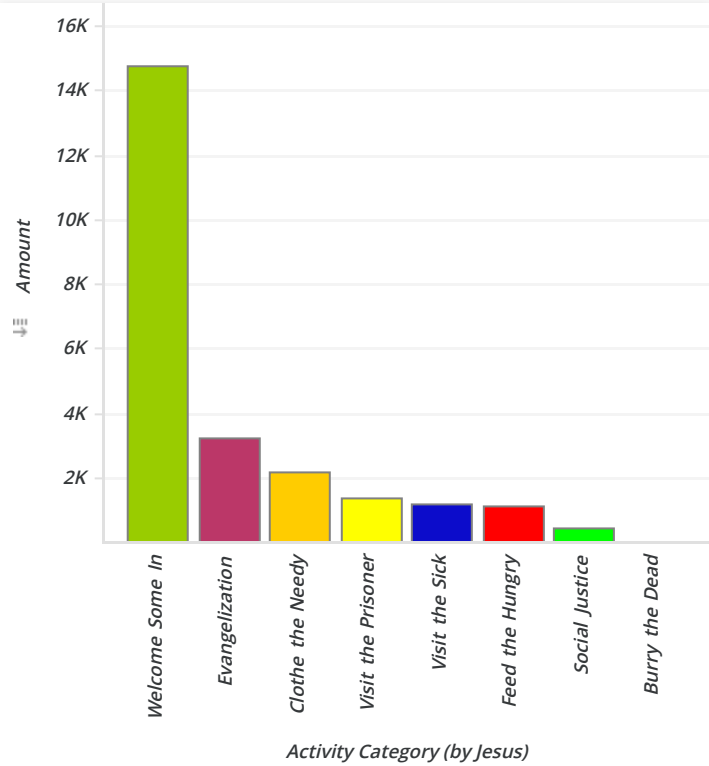


Jesus' Categories - Mt. 25:35-36 + Is....

Jesus' Categories	Amount	Percent	Part.
Welcome Some In	\$14,749.34	60.98%	75
Evangelization	\$3,211.88	13.28%	57
Clothe the Needy	\$2,140.02	8.85%	5
Visit the Prisoner	\$1,382.70	5.72%	24
Visit the Sick	\$1,194.95	4.94%	17
Feed the Hungry	\$1,103.96	4.56%	19
Social Justice	\$403.77	1.67%	9
Burry the Dead	\$0.00	0.00%	0
Total	\$24,186.62	100.00%	206



Jesus' Categories - Mt. 25:35-36 Is. 56:1 (Detail Report) (p.1)

Category	Activity	SubC	Type	Group	Amount	Percent	Road	Run	Walk	Golf	Ten	MTB	Swi	Soc	Fit	Gue	Vol	Sp	TOT.
Welcome Some In	CityHouse 5K River Run	Hom	Even	3rd Party	\$191.60	1.30%	0	3	2	0	0	0	0	0	0	0	1	1	7
	Hermanos Golf Open	Hom	Even	3rd Party	\$225.00	1.53%	0	0	0	1	0	0	0	0	0	3	1	0	5
		Mark	Even	3rd Party	\$20.18	0.14%	0	0	0	0	0	0	0	0	0	0	0	0	0
	LTDC Child-in-Poverty	Mark	Even	Club Own	\$0.00	0.00%	0	0	0	0	0	0	0	0	0	0	0	0	0
		Pove	Even	Club Own	\$2,136.00	14.48%	0	0	0	0	0	0	0	0	0	0	1	1	2
			Progr	Club Own	\$2,837.00	19.23%	3	0	3	0	0	0	0	0	0	0	2	2	10
	LTDC Christmas & E-o-Y	Mark	Train	Club Own	\$0.00	0.00%	0	0	0	0	0	0	0	0	0	0	0	0	0
		Pove	Train	Club Own	\$0.00	0.00%	0	0	0	0	0	0	0	0	0	0	0	0	0
	LTDC for UNICEF	Mark	Even	Club Own	\$0.00	0.00%	0	0	0	0	0	0	0	0	0	0	0	0	0
		Pove	Even	Club Own	\$0.00	0.00%	0	0	0	0	0	0	0	0	0	0	0	0	0
	LTDC Welcome-Some-In	Evan	Progr	Club Own	\$1,309.77	8.88%	0	0	0	0	0	0	0	0	0	0	0	7	7
		Hom	Progr	3rd Party	\$100.00	0.68%	0	0	0	0	0	0	0	0	0	0	0	2	2
				Club Own	\$7,610.99	51.60%	0	0	0	0	0	0	0	0	0	0	12	21	33
	Ride 4 Orphans	Orph	Even	3rd Party	\$318.80	2.16%	4	0	0	0	0	0	0	0	0	0	1	4	9
Total					\$14,749.34	100.00%	7	3	5	1	0	0	0	0	0	3	18	38	75



Charity	Marketing	Food	Transportation	Transaction Fees	TOTAL
\$23,171.63	\$0.00	\$17.23	\$986.59	\$11.17	\$24,186.62

Jesus' Categories - Mt. 25:35-36 Is. 56:1 (Detail Report) (p.2)

Category	Activity	SubC	Type	Group	Amount	Percent	Road	Run	Walk	Golf	Ten	MTB	Swi	Soc	Fit	Gue	Vol	Sp	TOT.	
Visit the Sick	LTDC Welcome-Some-In	Othe	Progr	Club Own	\$727.72	60.90%	0	0	0	0	0	0	0	0	0	0	0	3	3	
	Tour de St. Jude	Canc	Even	3rd Party	\$240.00	20.08%	0	0	3	0	0	0	0	0	0	0	1	0	4	
	Parkinson's Moving Day	Parki	Even	3rd Party	\$210.00	17.57%	0	0	5	0	0	0	0	0	0	0	0	2	1	8
		Mark	Even	3rd Party	\$17.23	1.44%	0	0	0	0	0	0	0	0	0	0	0	0	0	0
	Tour de Cure	Diabi	Even	3rd Party	\$0.00	0.00%	0	0	0	0	0	0	0	0	0	0	0	0	0	0
	LTDC Visit-the-Sick	Adict	Progr	Club Own	\$0.00	0.00%	0	0	0	0	0	0	0	0	0	0	0	0	0	0
		Arthr	Progr	Club Own	\$0.00	0.00%	0	0	0	0	0	0	0	0	0	0	0	0	0	0
		Covic	Progr	Club Own	\$0.00	0.00%	0	0	0	0	0	0	0	0	0	0	0	0	0	0
		Hear	Progr	Club Own	\$0.00	0.00%	0	0	0	0	0	0	0	0	0	0	0	0	0	0
		Kidni	Progr	Club Own	\$0.00	0.00%	0	0	0	0	0	0	0	0	0	0	0	0	0	0
		Ortho	Progr	Club Own	\$0.00	0.00%	0	0	0	0	0	0	0	0	0	0	0	0	0	0
		Traumi	Progr	Club Own	\$0.00	0.00%	0	0	0	0	0	0	0	0	0	0	0	0	0	0
	Great Cycle Challeng.	Canc	Chall	3rd Party	\$0.00	0.00%	1	0	0	0	0	0	0	0	0	0	0	1	0	2
	Autism Speaks	Mark	Even	3rd Party	\$0.00	0.00%	0	0	0	0	0	0	0	0	0	0	0	0	0	0
		Neur Burn	Even	3rd Party	\$0.00	0.00%	0	0	0	0	0	0	0	0	0	0	0	0	0	0
Total					\$1,194.95	100.00%	1	0	8	0	0	0	0	0	0	0	4	4	17	

Charity	Marketing	Food	Transportation	Transaction Fees	TOTAL
\$23,171.63	\$0.00	\$17.23	\$986.59	\$11.17	\$24,186.62

Jesus' Categories - Mt. 25:35-36 Is. 56:1 (Detail Report) (p.3)

Category	Activity	SubC	Type	Group	Amount	Percent	Road	Run	Walk	Golf	Ten	MTB	Swi	Soc	Fit	Gue	Vol	Sp	TOT.
Visit the Prisoner	LTDC Christmas & E-o-Y	Mark	Train	Club Own	\$0.00	0.00%	0	0	0	0	0	0	0	0	0	0	0	0	0
	LTDC Visit-the-Prisoner	Mark	Chall	Club Own	\$0.00	0.00%	0	0	0	0	0	0	0	0	0	0	0	0	0
		Priso	Chall	Club Own	\$0.00	0.00%	1	0	0	0	0	0	0	0	0	0	0	1	0
		Progr	3rd Party	\$1,382.70	47.84%	0	0	0	0	0	0	0	0	0	0	0	0	8	14
				Club Own	\$0.00	0.00%	0	0	0	0	0	0	0	0	0	0	0	0	0
	Total				\$1,382.70	47.84%	1	0	0	0	0	0	0	0	0	0	0	9	14
Social Justice	Bold Justice	Justic	Even	3rd Party	\$60.00	2.08%	0	0	3	0	0	0	0	0	0	0	1	1	
	LTDC CRS Rice Bowl	Pove	Even	Club Own	\$0.00	0.00%	0	0	0	0	0	0	0	0	0	0	1	1	
	LTDC Freedom	Freee	Even	Club Own	\$343.77	11.89%	0	0	0	0	0	0	0	0	0	0	1	1	
	Total				\$403.77	13.97%	0	0	3	0	0	0	0	0	0	0	3	3	
Feed the Hungry	LTDC Christmas & E-o-Y	Mark	Train	Club Own	\$0.00	0.00%	0	0	0	0	0	0	0	0	0	0	0	0	
	LTDC Feed-the-Hungry	Food Pantry	Progr	Club Own	\$0.00	0.00%	1	0	0	0	0	0	0	0	0	0	4	0	
			Mark	Even	Club Own	\$0.99	0.03%	0	0	0	0	0	0	0	0	0	0	0	
		Progr	Club Own	\$0.00	0.00%	0	0	0	0	0	0	0	0	0	0	0	0		
				\$500.00	17.30%	0	0	3	0	0	0	0	0	0	1	3			
				\$521.62	18.05%	0	0	0	0	0	0	0	0	0	0	2			
		Soup Kitch	Progr	Club Own	\$10.00	0.35%	1	0	0	0	0	0	0	0	0	0	0		
			Stree Begg	Progr	Club Own	\$71.35	2.47%	4	0	0	0	0	0	0	0	0	0		
	Total				\$1,103.96	38.19%	6	0	3	0	0	0	0	0	0	0	5		

Charity	Marketing	Food	Transportation	Transaction Fees	TOTAL
\$23,171.63	\$0.00	\$17.23	\$986.59	\$11.17	\$24,186.62

Jesus' Categories - Mt. 25:35-36 Is. 56:1 (Detail Report) (p.4)

Category	Activity	SubC	Type	Group	Amount	Percent	Road	Run	Walk	Golf	Ten1	MTB	Swi	Soc	Fit	Gue	Vol	Sp	TOT.	
Evangeliz	Freedom Ride (4th July)	R-Bike	Even	3rd Party	\$10.00	0.31%	1	0	0	0	0	0	0	0	0	0	1	0	2	
	LTDC Training	5KW	Train	Club Own	\$0.00	0.00%	0	0	2	0	0	0	0	0	0	0	0	1	0	3
		Fitne	Train	Club Own	\$697.06	21.70%	0	0	0	0	0	0	0	0	0	1	0	1	0	2
		Golf	Train	Club Own	\$281.07	8.75%	0	0	0	3	0	0	0	0	0	0	0	1	0	4
		MTB	Train	Club Own	\$0.00	0.00%	0	0	0	0	0	0	0	0	0	0	0	1	0	1
		Road	Train	Club Own	\$271.95	8.47%	8	0	0	0	0	0	0	0	0	0	0	1	0	9
		Socce	Train	Club Own	\$0.00	0.00%	0	0	0	0	0	0	0	0	0	0	0	1	0	1
		Swirr	Train	Club Own	\$3.00	0.09%	0	0	0	0	0	0	0	1	0	0	0	1	0	2
		Tenn	Train	Club Own	\$267.29	8.32%	0	0	0	0	0	18	0	0	0	0	0	1	0	19
	LTDC Transportation	Trans	Progr	Club Own	\$966.59	30.09%	0	0	0	0	0	0	0	0	0	0	0	1	1	2
	LTDC Welcome-Some-In	Adict	Progr	Club Own	\$0.00	0.00%	0	0	0	0	0	0	0	0	0	0	0	0	0	0
		Evan	Progr	Club Own	\$714.92	22.26%	0	0	0	0	0	0	0	0	0	0	0	0	12	12
		Socia Justic	Progr	Club Own	\$0.00	0.00%	0	0	0	0	0	0	0	0	0	0	0	0	0	0
	Total					\$3,211.88	100.00%	9	0	2	3	18	0	1	0	1	0	10	13	57



Charity	Marketing	Food	Transportation	Transaction Fees	TOTAL
\$23,171.63	\$0.00	\$17.23	\$986.59	\$11.17	\$24,186.62

Jesus' Categories - Mt. 25:35-36 Is. 56:1 (Detail Report) (p.5)

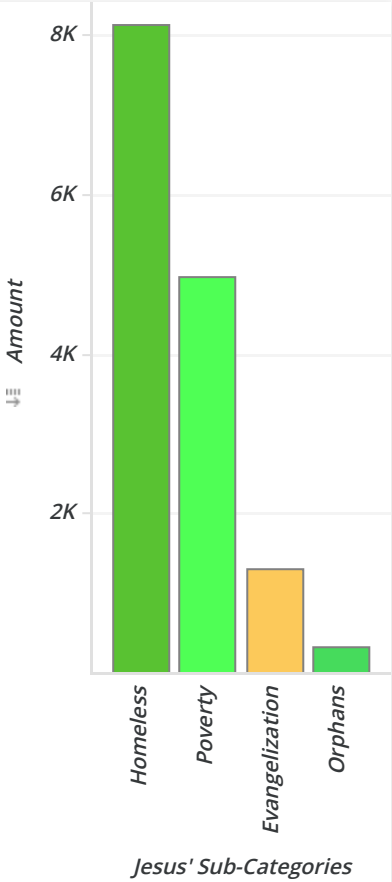
Category	Activity	SubC	Type	Group	Amount	Percent	Road	Run	Walk	Golf	Ten	MTB	Swi	Soc	Fit	Gue	Vol	Sp	TOT.
Clothe the Needy	LTDC Welcome-Some-In	Hom	Progr	Club Own	\$2,140.02	100.00%	0	0	0	0	0	0	0	0	0	0	0	5	5
	Total				\$2,140.02	100.00%	0	0	0	0	0	0	0	0	0	0	0	5	5
Burry the Dead	LTDC Visit-the-Sick	Burry the Deac	Progr	Club Own	\$0.00	0.00%	0	0	0	0	0	0	0	0	0	0	0	0	0
	Total				\$0.00	0.00%	0	0	0	0	0	0	0	0	0	0	0	0	0



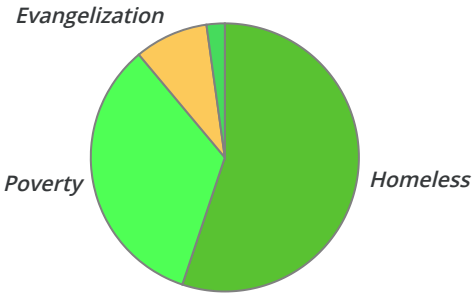
Charity	Marketing	Food	Transportation	Transaction Fees	TOTAL
\$23,171.63	\$0.00	\$17.23	\$986.59	\$11.17	\$24,186.62

Welcome Someone In by Sub-Category (p.1) (Detail Report)

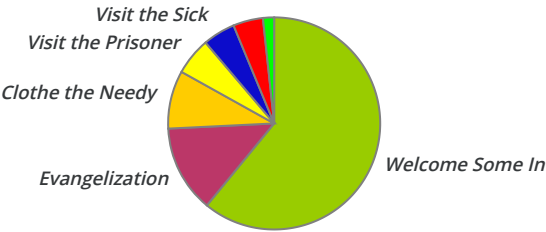
SubCat.	Activity	Type	Amount	Percent	Road	Run	Walk	Golf	Guest	Vol	Spon	TOT
Evangelization	LTDC Welcome-Some-In	Progr	\$1,309.77	8.89%	0	0	0	0	0	0	7	7
	Total		\$1,309.77	8.89%	0	0	0	0	0	0	7	7
Homeless	LTDC Welcome-Some-In	Progr	\$7,710.99	52.35%	0	0	0	0	0	12	23	35
	Hermanos Golf Open	Even	\$225.00	1.53%	0	0	0	1	3	1	0	5
	CityHouse 5K River Run	Even	\$191.60	1.30%	0	3	2	0	0	1	1	7
	Total		\$8,127.59	55.18%	0	3	2	1	3	14	24	47
Orphans	Ride 4 Orphans	Even	\$318.80	2.16%	4	0	0	0	0	1	4	9
	Total		\$318.80	2.16%	4	0	0	0	0	1	4	9
Poverty	LTDC Child-in-Poverty	Progr	\$2,837.00	19.26%	3	0	3	0	0	2	2	10
		Even	\$2,136.00	14.50%	0	0	0	0	0	1	1	2
	Total		\$4,973.00	33.76%	3	0	3	0	0	3	3	12
Total			\$14,729.16	100.00%	7	3	5	1	3	18	38	75



Welcome Someone In



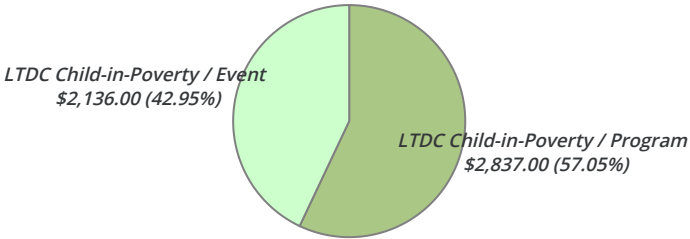
Jesus' Categories - Corporal Works of Mercy



Welcome Someone In - P.2 (Poverty)

Activity	Type	Amount	Percent	Road	Run	Walk	Vol	Spon	TOT
LTDC Child-in-Poverty	Program	\$2,837.00	57.05%	3	0	3	2	2	10
	Event	\$2,136.00	42.95%	0	0	0	1	1	2
Total		\$4,973.00	100.00%	3	0	3	3	3	12

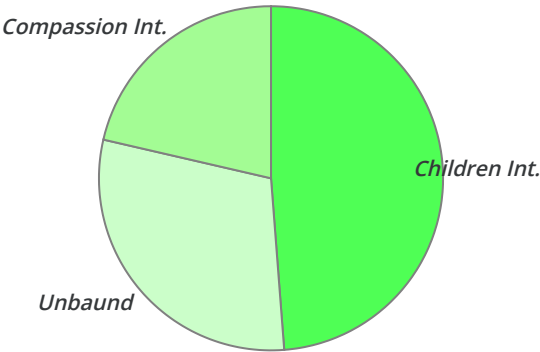
Poverty



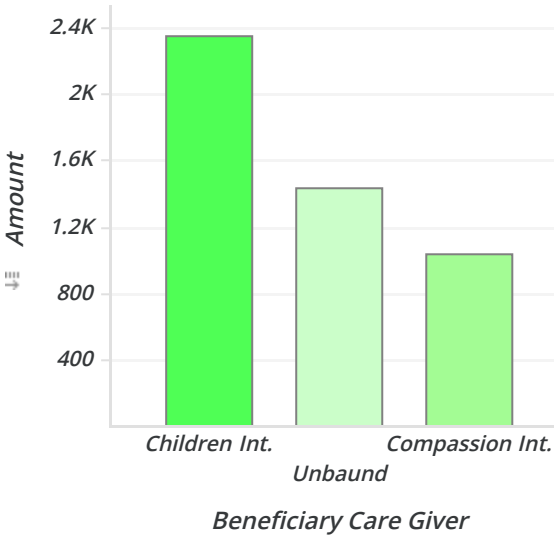
Child-in-Poverty - Programs (Spon. + B-Day + X-mas)

SubCat.	Care Giver	Amount	Percent
Poverty	Children Int.	\$2,357.00	48.81%
	Unbaund	\$1,440.00	29.82%
	Compassion Int.	\$1,032.00	21.37%
	Total	\$4,829.00	100.00%

LTDC for Child-in-Poverty (Program)



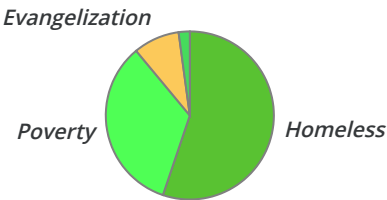
LTDC for Child-in-Poverty (Program)



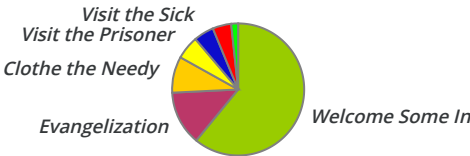
Child-in-Poverty / Programs (On-Account)

SubCat.	On-Account	Amount
Poverty	On Acct. - Patrons (Mo. Remain)	\$171.00
	On Acct. - Patrons (Prepaid)	\$45.00
	Total	\$216.00

Welcome Someone In

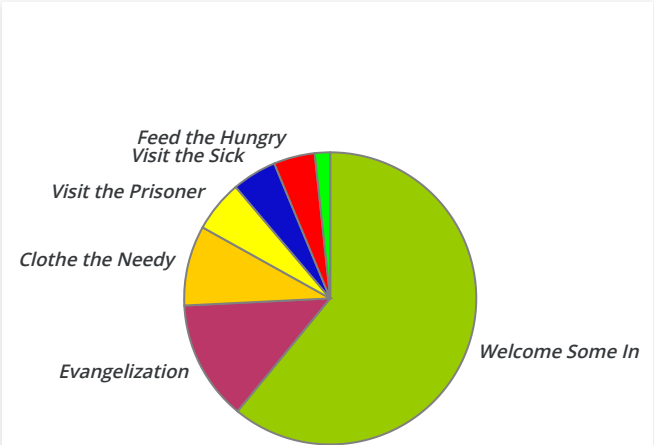
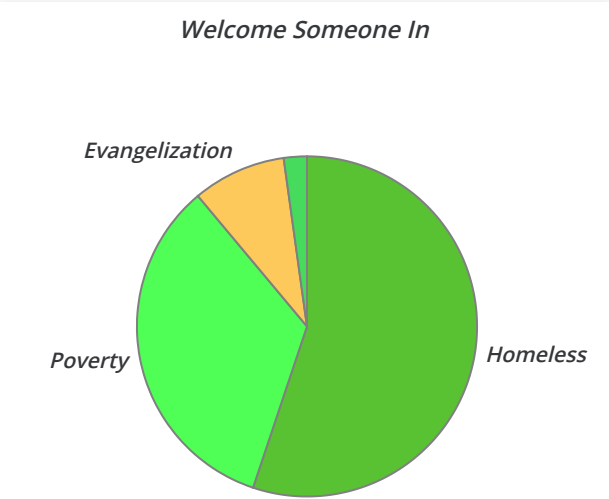
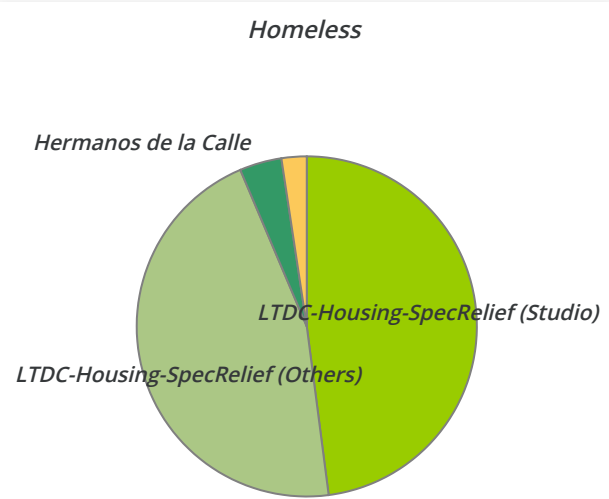
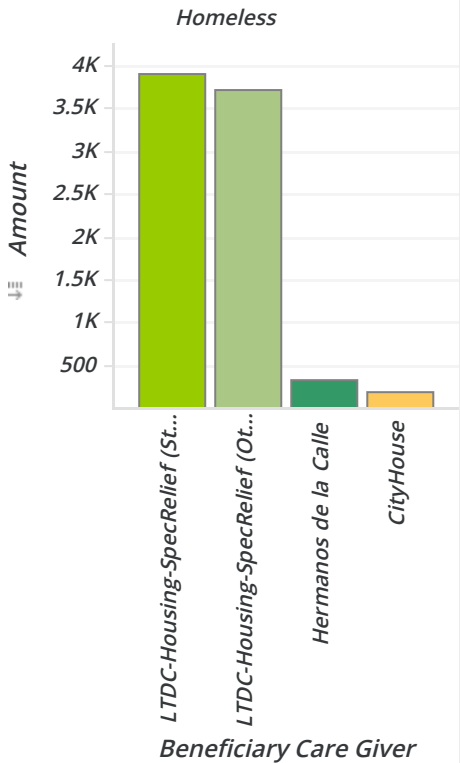


Jesus' Categories



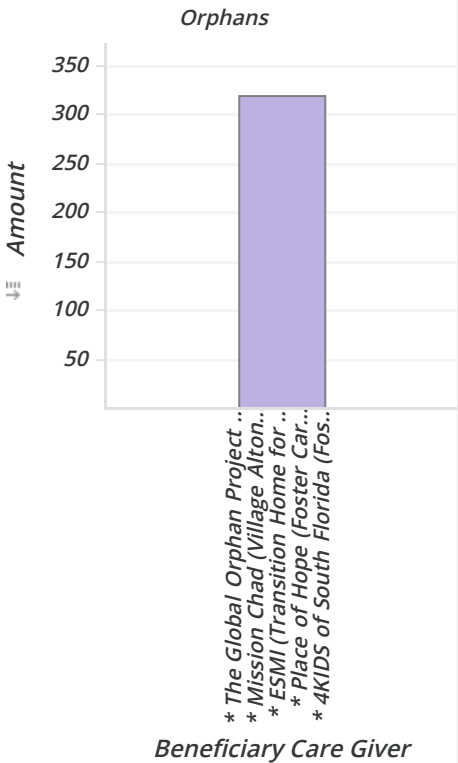
Welcome Someone In - P.3 (Homeless)

Beneficiary Care Giver	Group	Amount	Percent	Road	Run	Walk	Golf	Guest	Vol	Spon	TOT
LTDC-Housing-SpecRelief (Studio)	Club Own	\$3,900.00	47.98%	0	0	0	0	0	12	5	17
LTDC-Housing-SpecRelief (Others)	Club Own	\$3,710.99	45.66%	0	0	0	0	0	0	16	16
Hermanos de la Calle	3rd Party	\$325.00	4.00%	0	0	0	1	3	1	2	7
CityHouse	3rd Party	\$191.60	2.36%	0	3	2	0	0	1	1	7
Total		\$8,127.59	100.00%	0	3	2	1	3	14	24	47



Welcome Someone In - P.4 - (Orphans) - (Detail Report)

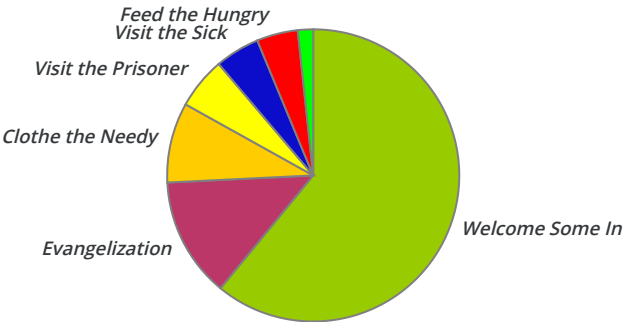
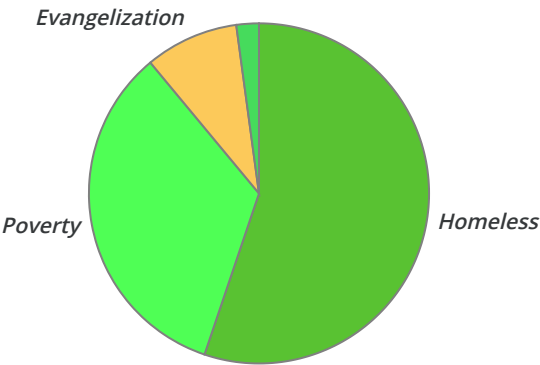
Activity	Beneficiary Care Giver	Amount	Percent	Road	Spon	Vol	TOT
Ride 4 Orphans	* The Global Orphan Project (Pothawira Village in Malawi and Sarampet Village in India) * Mission Chad (Village Altonodji in Chad) * ESMI (Transition Home for Boys at Jeremie in Haiti) * Place of Hope (Foster Care in South Florida - USA) * 4KIDS of South Florida (Foster Care in South Florida - USA)	\$318.80	100.00%	4	4	1	9
Total		\$318.80	100.00%	4	4	1	9



Orphans

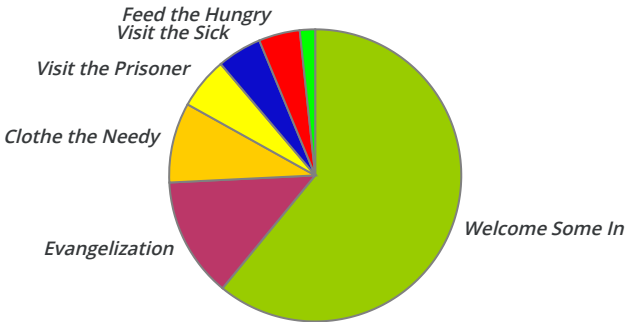
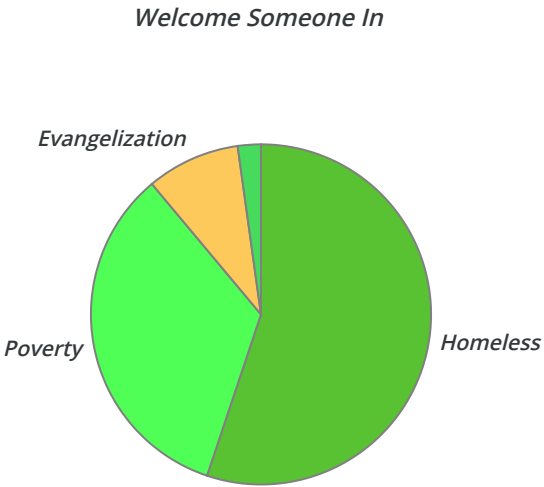
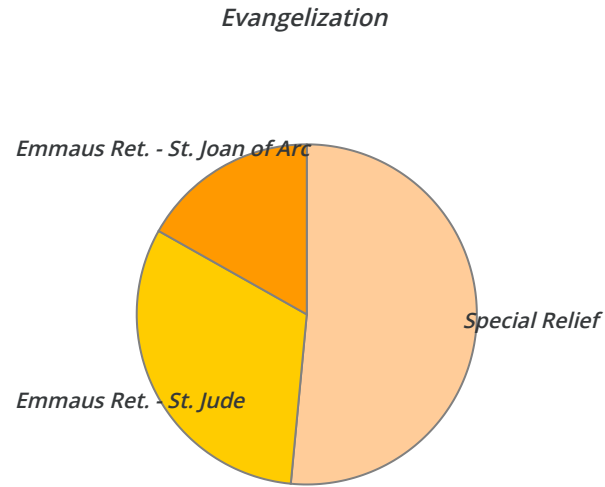
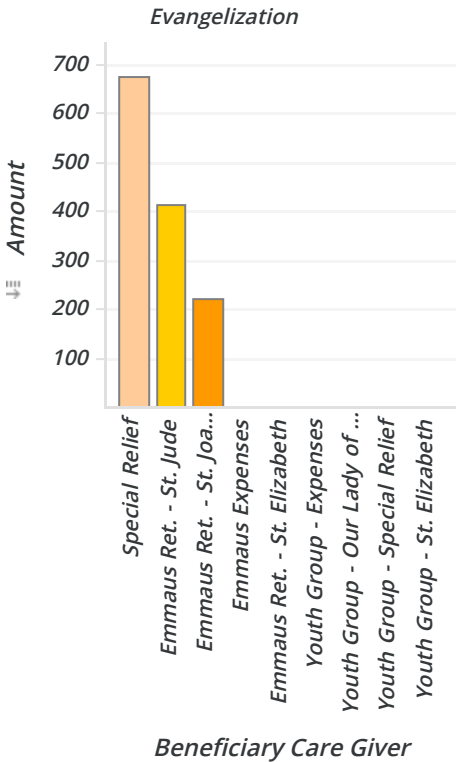


Welcome Someone In



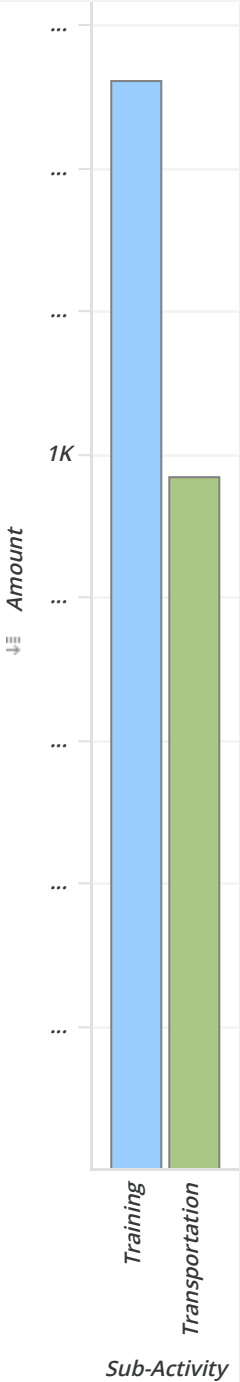
Welcome Someone In - P.5 - (Evangelization) - (Detail Report)

Beneficiary Care Giver	Amount	Percent	Spon	Vol	TOT
Special Relief	\$674.77	51.52%	1	0	1
Emmaus Ret. - St. Jude	\$415.00	31.68%	4	0	4
Emmaus Ret. - St. Joan of Arc	\$220.00	16.80%	2	0	2
Total	\$1,309.77	100.00%	7	0	7



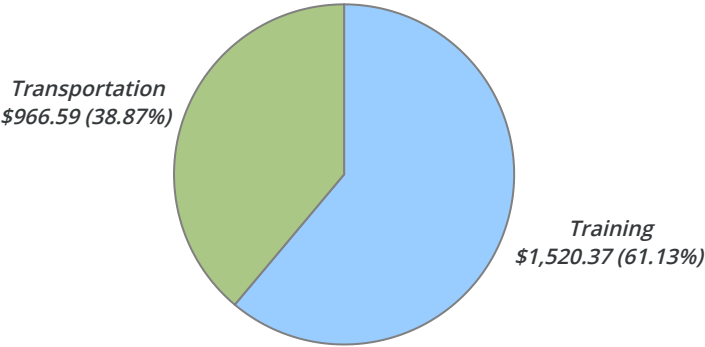
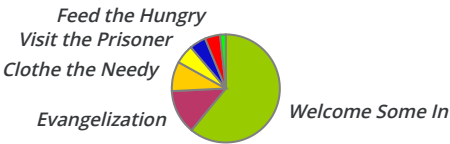
Evangelization - P1 (by Sub-Category)

Activity	SubCat	SubAct	Type	Group	Amount	Percent	Road	Run	Walk	Golf	Ten	Fit	Swim	Vol	Spon	TOT
LTDC Training	Fitness	Training	Trainin	Club Own	\$697.06	28.03%	0	0	0	0	0	1	0	1	0	2
	Golf	Training	Trainin	Club Own	\$281.07	11.30%	0	0	0	3	0	0	0	1	0	4
	Road	Training	Trainin	Club Own	\$271.95	10.94%	8	0	0	0	0	0	0	1	0	9
	Tennis	Training	Trainin	Club Own	\$267.29	10.75%	0	0	0	0	18	0	0	1	0	19
	Swimm	Training	Trainin	Club Own	\$3.00	0.12%	0	0	0	0	0	0	1	1	0	2
	5KWalk/	Training	Trainin	Club Own	\$0.00	0.00%	0	0	2	0	0	0	0	1	0	3
	MTB	Training	Trainin	Club Own	\$0.00	0.00%	0	0	0	0	0	0	0	1	0	1
	Soccer	Training	Trainin	Club Own	\$0.00	0.00%	0	0	0	0	0	0	0	1	0	1
	Total				\$1,520.37	61.13%	8	0	2	3	18	1	1	8	0	41
LTDC Transport	Transpo	Transport	Prograi	Club Own	\$966.59	38.87%	0	0	0	0	0	0	0	1	1	2
	Total				\$966.59	38.87%	0	0	0	0	0	0	0	1	1	2
Total					\$2,486.96	100.00%	8	0	2	3	18	1	1	9	1	43

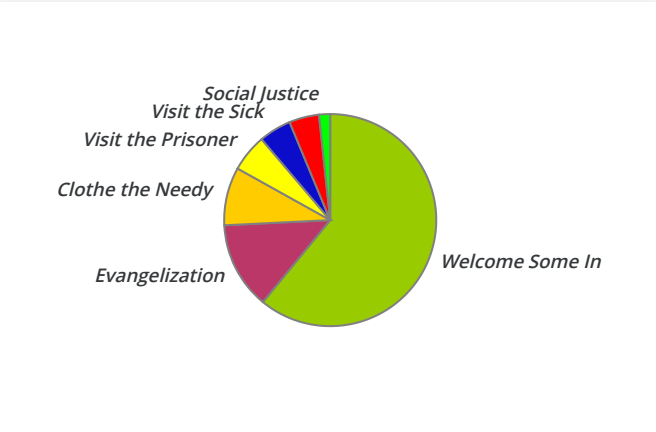


Evangelization

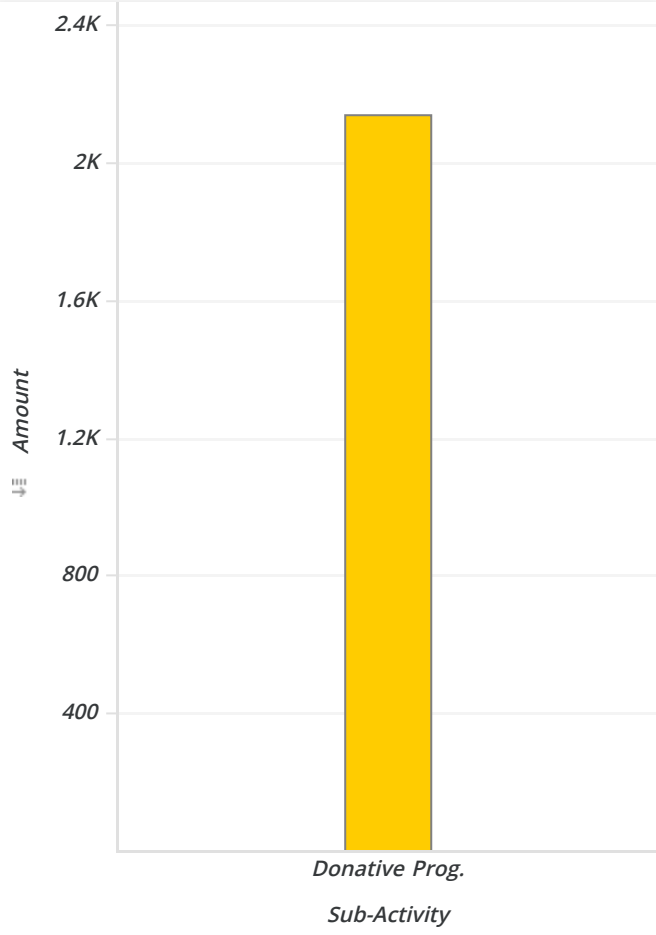

Sub-Activity	Amount	Percent	TOT
Training	\$1,520.37	61.13%	40
Transportation	\$966.59	38.87%	2
Total	\$2,486.96	100.00%	42



Clothe the Needy - P1 (by Activity)								
Activity	Sub-Activity	Type	Group	Amount	%	Vol	Spon	TOT
LTDC Welcome-Some-In	Donative Prog.	Program	Club Own	\$2,140.02	100%	0	5	5
Total				\$2,140.02	100%	0	5	5



Sub-Activity	Amount	Percent	TOT
Donative Prog.	\$2,140.02	100.00%	5
Total	\$2,140.02	100.00%	5



Visit the Prisoner - P.1 (by Challenges)

Activity	Group	Sub-Activity	Raised	Percent	Road	Run	Walk	Vol	Spon	TOT
LTDC Visit-the-Prisoner	Club Own	BTC Challeng.	\$0.00		1	0	0	1	0	2
		2 Day Retreat Cha.	\$0.00		0	0	0	0	0	0
		Broward Jail Cha.	\$0.00		0	0	0	0	0	0
		BTC Cha. - Virtual	\$0.00		0	0	0	0	0	0
		Moore Haven Cha.	\$0.00		0	0	0	0	0	0
		Okeechobee Cha.	\$0.00		0	0	0	0	0	0
		Orlando Pris. Cha.	\$0.00		0	0	0	0	0	0
		Palm Beach Jail Cha.	\$0.00		0	0	0	0	0	0
		South Bay Cha.	\$0.00		0	0	0	0	0	0
		Total	\$0.00		1	0	0	1	0	2

Sponsors	Part.
\$0.00	0

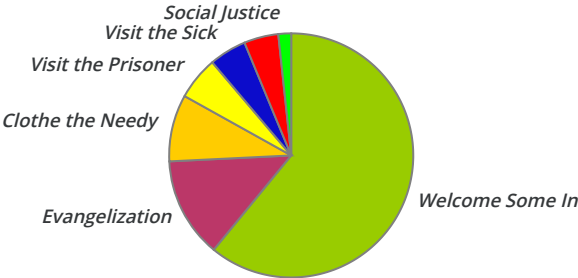
TOTAL
\$0.00

Amount

- 2 Day Retreat Cha.
- Broward Jail Cha.
- BTC Cha. - Virtual
- Moore Haven Cha.
- Okeechobee Cha.
- Orlando Pris. Cha.
- Palm Beach Jail Cha.
- South Bay Cha.

Challenges by Detention Center

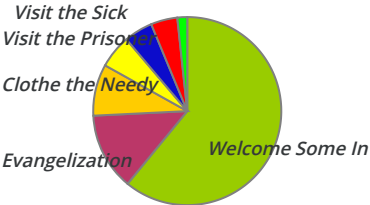
No data returned for this view. This might be because the applied filter excludes all data.



Visit the Prisoner - P.2 (by Allocation)

Activity	Type	Sub-Activity	Raised	Percent	Road	Run	Walk	Vol	Spor	TOT
LTDC Visit- the- Prisoner	Allocation	Alloc. Detention Ministry (ADOM)	\$0.00		0	0	0	0	0	0
		Alloc. Kairos (MHCF, OCI, etc.)	\$0.00		0	0	0	0	0	0
		Alloc. Special Relief (Prison Nicaragua)	\$0.00		0	0	0	0	0	0
		On Acct. - Annual Chlgs. (Prev. Years)	\$0.00		0	0	0	0	0	0
Total			\$0.00		0	0	0	0	0	0

Sub-Activity	Raised	Percent
Alloc. Detention Ministry (ADOM)	\$0.00	
Alloc. Kairos (MHCF, OCI, etc.)	\$0.00	
Alloc. Special Relief (Prison Nicaragua)	\$0.00	
Total	\$0.00	



Amount



Alloc. Detention Ministry (ADOM)

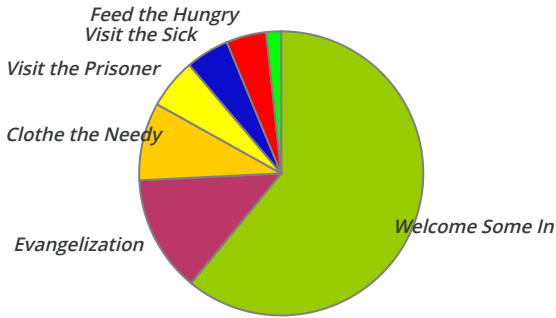
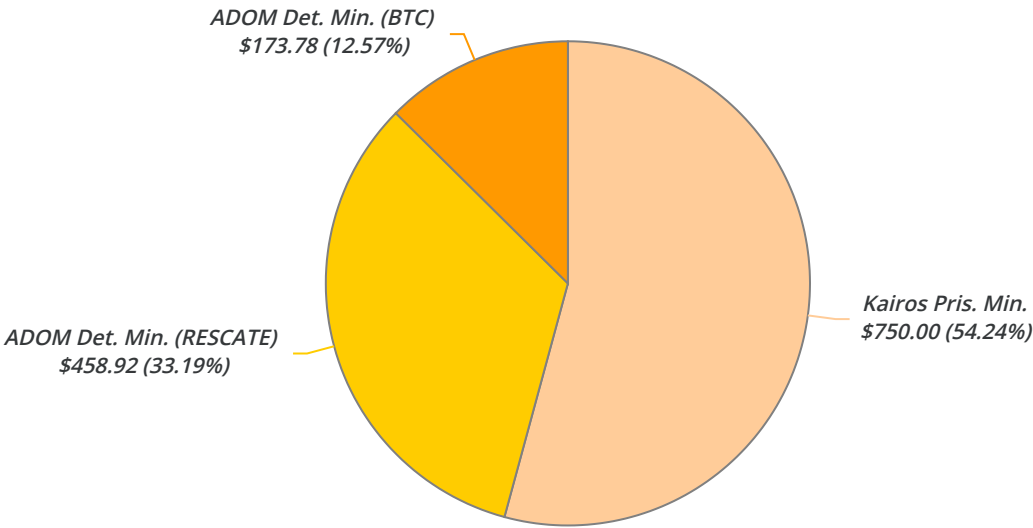
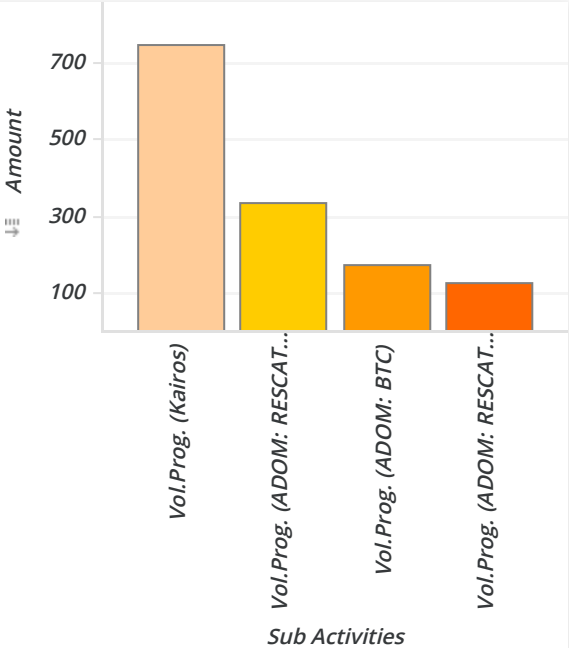
Alloc. Kairos (MHCF, OCI, etc.)

Alloc. Special Relief (Prison Nicaragua)

Challenges by Detention Center

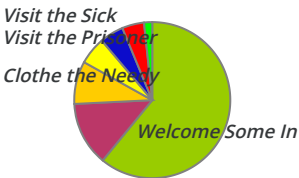
Visit the Prisoner - P.2 (by Program)

Min./Prog.	Sub-Activity	Raised	Percent	Vol	Spon	TOT
Kairos Pris. Min.	Vol.Prog. (Kairos)	\$750.00	54.24%	5	5	10
	Total	\$750.00	54.24%	5	5	10
ADOM Det. Min. (RESCATE)	Vol.Prog. (ADOM: RESCATE Gala Party)	\$335.00	24.23%	0	6	6
	Vol.Prog. (ADOM: RESCATE)	\$123.92	8.96%	1	1	2
	Total	\$458.92	33.19%	1	7	8
ADOM Det. Min. (BTC)	Vol.Prog. (ADOM: BTC)	\$173.78	12.57%	2	2	4
	Total	\$173.78	12.57%	2	2	4
Total		\$1,382.70	100.00%	8	14	22

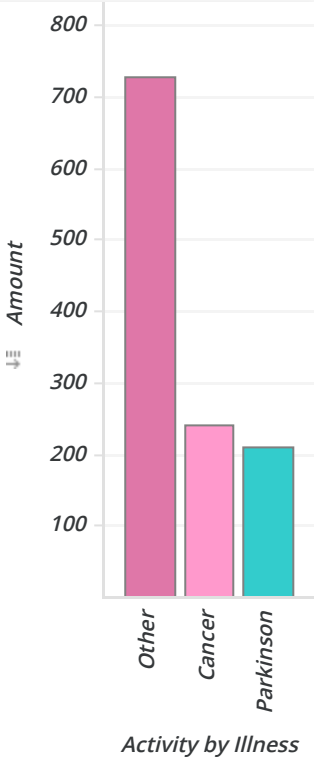
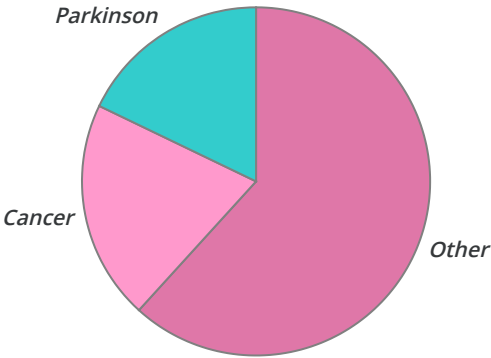


Visit the Sick - P1 (by Illness)

Illness	Activity	Type	Group	Amount	Percent	Road	Run	Walk	Vol	Spon	TOT
Cancer	Tour de St. Jude	Event	3rd Party	\$240.00	20.38%	0	0	3	1	0	4
	Great Cycle Challeng.	Challeng.	3rd Party	\$0.00	0.00%	1	0	0	1	0	2
	Total			\$240.00	20.38%	1	0	3	2	0	6
Other	LTDC Welcome-Some-In	Program	Club Own	\$727.72	61.79%	0	0	0	0	3	3
	Total			\$727.72	61.79%	0	0	0	0	3	3
Parkinson	Parkinson's Moving Day	Event	3rd Party	\$210.00	17.83%	0	0	5	2	1	8
	Total			\$210.00	17.83%	0	0	5	2	1	8
Total				\$1,177.72	100.00%	1	0	8	4	4	17

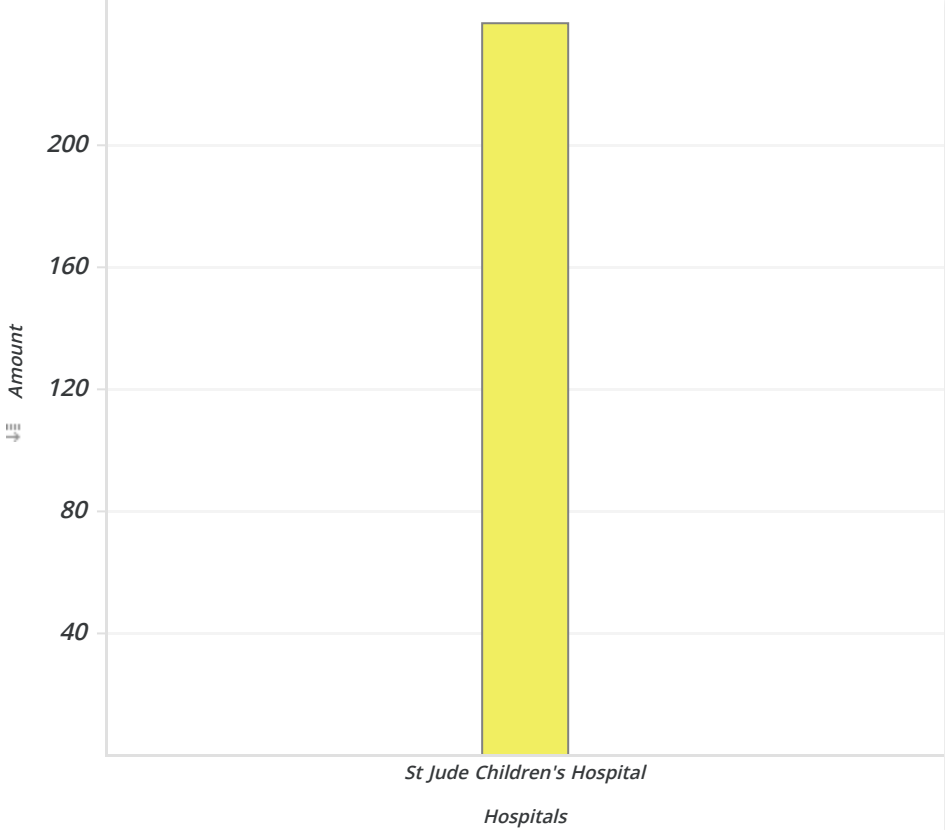
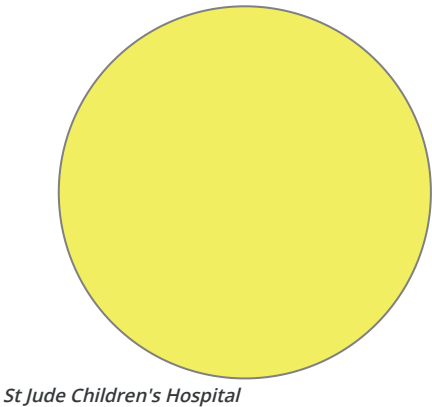


Visit-the-Sick (Totals by Illness)			
Illness	Amount	Percent	TOT
Other	\$727.72	61.79%	3
Cancer	\$240.00	20.38%	6
Parkinson	\$210.00	17.83%	8
Total	\$1,177.72	100.00%	17



Visit the Sick - P2 (by Hospitals / Care Givers)

Hospitals / Care Giver	Activity	Type	Group	Sub-Category	Amount	%	Run	Walk	Vol	Spon	TOT
St Jude Children's Hospital	Tour de St. Jude	Event	3rd Party	Cancer	\$240.00	100%	0	3	1	0	4
Total					\$240.00	100%	0	3	1	0	4



Visit the Sick - P3 (by Funds / Associations)

Funds / Associations	Activity	Type	Group	Sub-Category	Amount	Percent	Road	Run	Walk	Vol	Spon	TOT
Children Cancer Research Fund	Great Cycle Challeng.	Challeng.	3rd Party	Cancer	\$0.00		1	0	0	1	0	2
Total					\$0.00		1	0	0	1	0	2



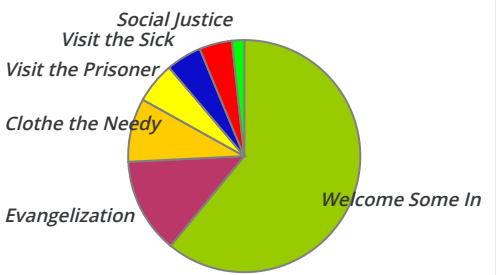
Amount



Children Cancer Research Fund  
Not-Hospitals

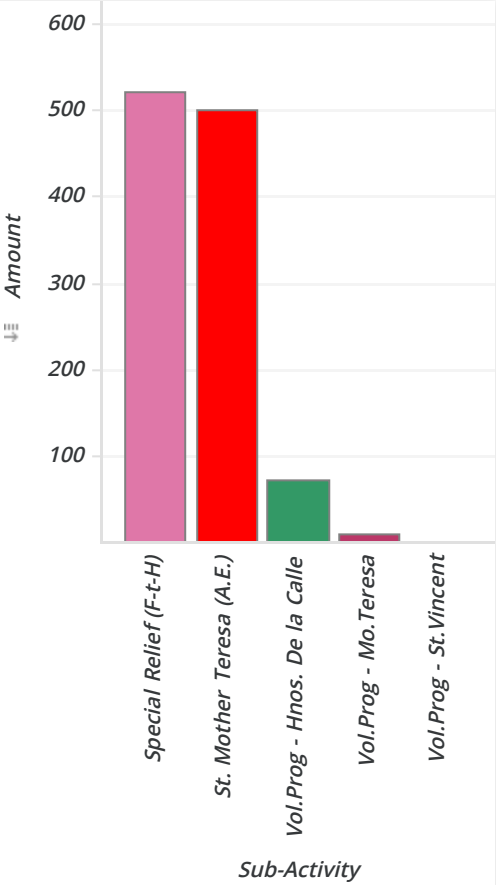
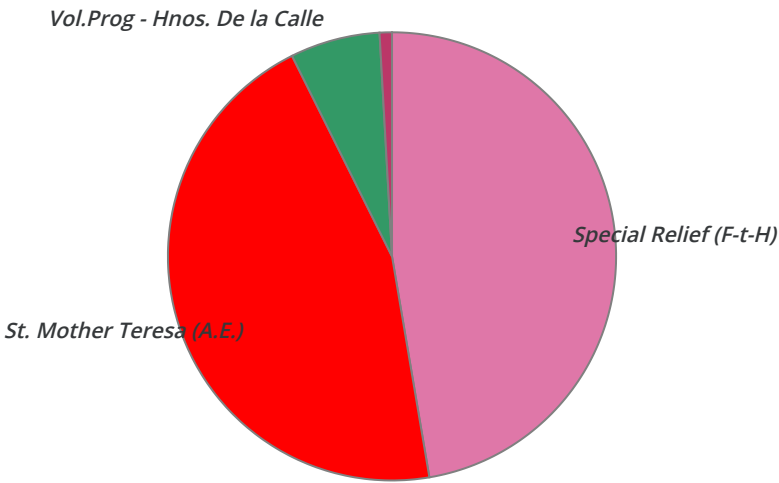
Feed the Hungry by Sub-Category - P1

Sub-Category	Sub-Activity	Type	Amount	%	Road	Run	Walk	Vol	Spon	TOT
Shelter	Special Relief (F-t-H)	Program	\$521.62	47%	0	0	0	0	2	2
	St. Mother Teresa (A.E.)	Event	\$500.00	45%	0	0	3	1	3	7
Street Beggars	Vol.Prog - Hnos. De la Calle	Program	\$71.35	6%	4	0	0	0	0	4
Soup Kitchen	Vol.Prog - Mo.Teresa	Program	\$10.00	1%	1	0	0	0	0	1
Food Pantry	Vol.Prog - St.Vincent	Program	\$0.00	0%	1	0	0	4	0	5
Total			\$1,102.97	100%	6	0	3	5	5	19



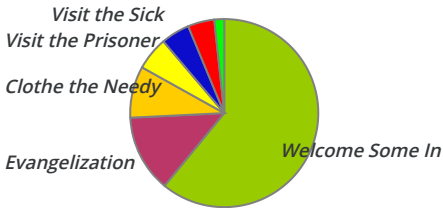
Feed-the-Hungry (Totals)

Sub-Activity	Amount	Percent	TOT
Special Relief (F-t-H)	\$521.62	47.29%	2
St. Mother Teresa (A.E.)	\$500.00	45.33%	7
Vol.Prog - Hnos. De la Calle	\$71.35	6.47%	4
Vol.Prog - Mo.Teresa	\$10.00	0.91%	1
Vol.Prog - St.Vincent	\$0.00	0.00%	5
Total	\$1,102.97	100.00%	19



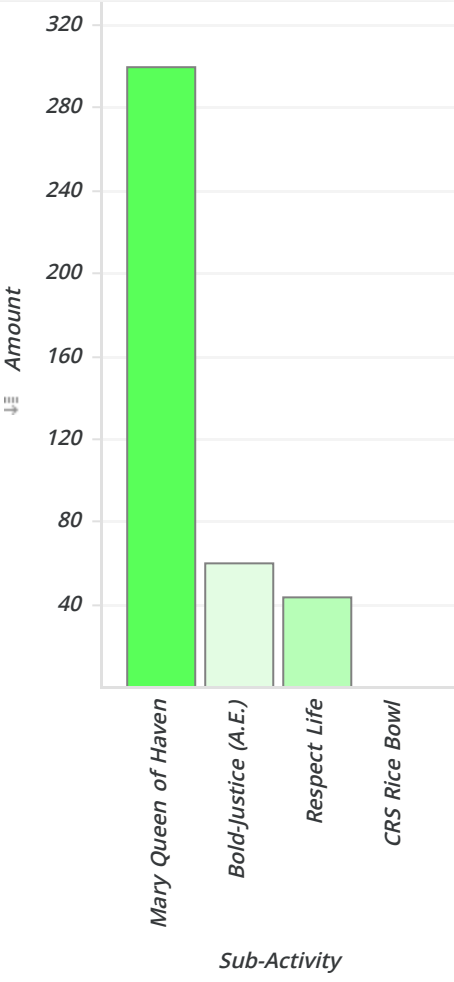
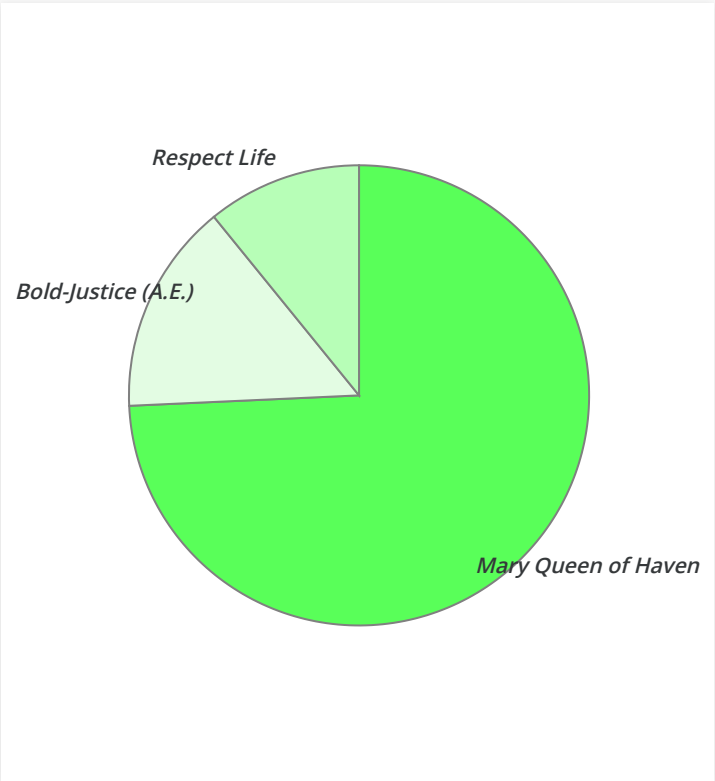
Social Justice - P1 (by Sub-Category)

SubCat	Activity	Sub-Activity	Type	Group	Amount	Percent	Walk	Vol	Spon
Freedon	LTDC Freedom	Mary Queen of Haven	Event	Club Own	\$300.00	74.30%	0	1	1
Justice	Bold Justice	Bold-Justice (A.E.)	Event	3rd Party	\$60.00	14.86%	3	1	1
Freedon	LTDC Freedom	Respect Life	Event	Club Own	\$43.77	10.84%	0	0	0
Poverty	LTDC CRS Rice Bowl	CRS Rice Bowl	Event	Club Own	\$0.00	0.00%	0	1	1
Total					\$403.77	100.00%	3	3	3



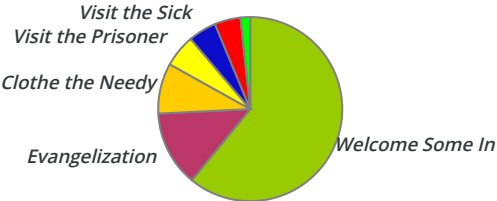
Freedom			
Sub-Activity	Amount	Percent	Part.
Mary Queen of Haven	\$300.00	87.27%	2
Respect Life	\$43.77	12.73%	0
Total	\$343.77	100.00%	2

Justice			
Sub-Activity	Amount	Percent	Part.
Bold-Justice (A.E.)	\$60.00	100.00%	5
Total	\$60.00	100.00%	5



Burry-the-Dead - P1 (by Activity)

Activity	Sub-Activity	Type	Group	Amount	%	Run.	Walk.	Vol.	Spn.	Part.
LTDC Visit-the-Sick	Special Relief (B-t-D)	Program	Club Own	\$0.00		0	0	0	0	0

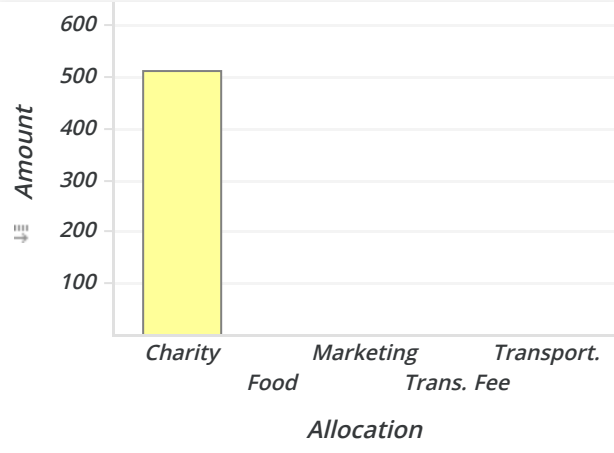


Sub-Activity	Amount	Percent	Part
Special Relief (B-t-D)	\$0.00		0
Total	\$0.00		0

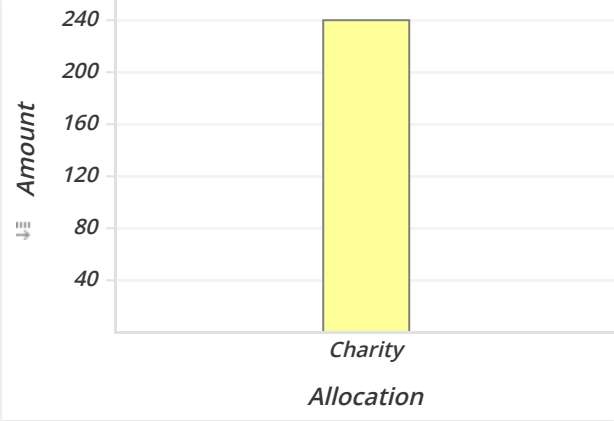

Amount

Special Relief (B-t-D)  
Sub-Activity

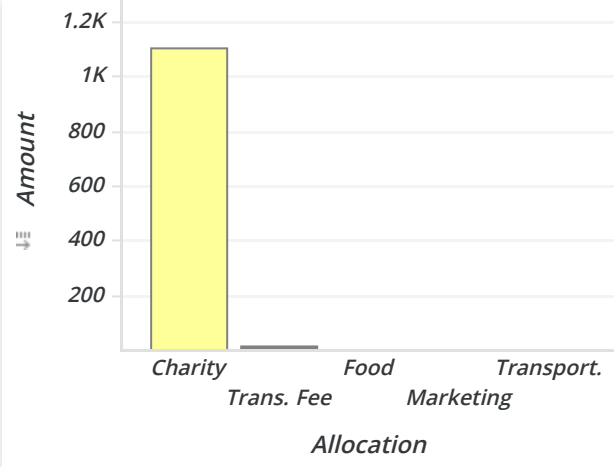
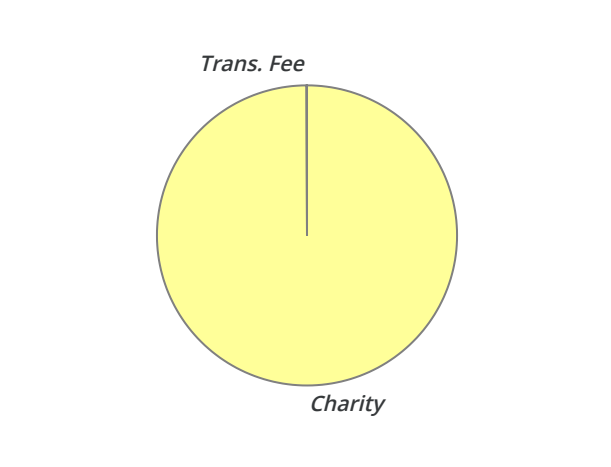
Welcome-Someone-In Allocation	Amount	Percent
Charity	\$510	100.00%
Total	\$510	100.00%



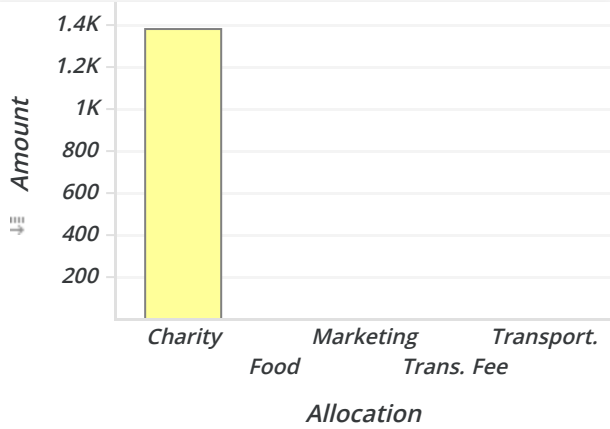

Visit-the-Sick Allocation	Amount	Percent
Charity	\$240	100.00%
Total	\$240	100.00%



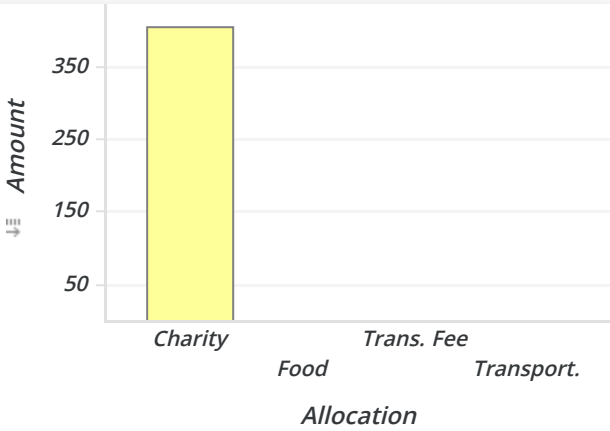

Feed-the-Hungry Allocation	Amount	Percent
Charity	\$1,103	99.91%
Trans. Fee	\$1	0.09%
Total	\$1,104	100.00%



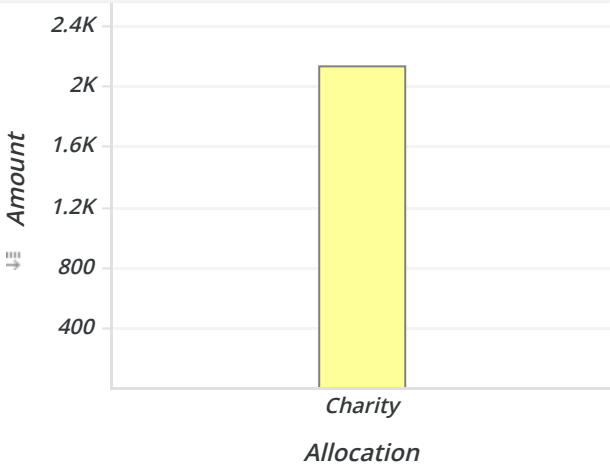
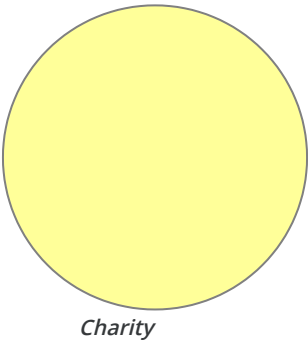
Visit-the-Prisoner Allocation	Amount	Percent
Charity	\$1,383	100.00%
Total	\$1,383	100.00%



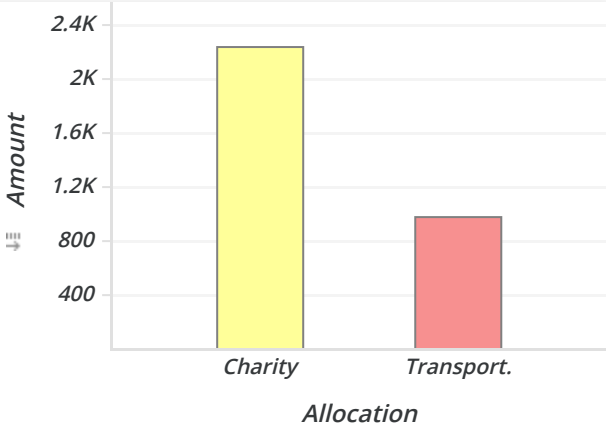
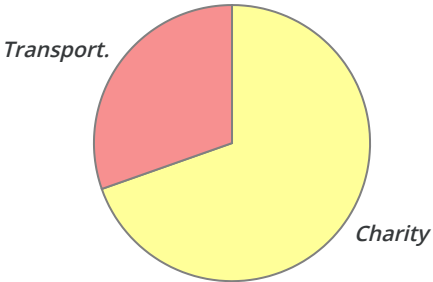
Social-Justice Allocation	Amount	Percent
Charity	\$404	100.00%
Total	\$404	100.00%



Clothe the Needy Allocation	Amount	Percent
Charity	\$2,140	100.00%
Total	\$2,140	100.00%



Evangelization Allocation	Amount	Percent
Charity	\$2,235	69.59%
Transport.	\$977	30.41%
Total	\$3,212	100.00%



No data returned for this view. This might be because the applied filter excludes all data.

No data returned for this view. This might be because the applied filter excludes all data.

No data returned for this view. This might be because the applied filter excludes all data.

No data returned for this view. This might be because the applied filter excludes all data.

No data returned for this view. This might be because the applied filter excludes all data.

No data returned for this view. This might be because the applied filter excludes all data.