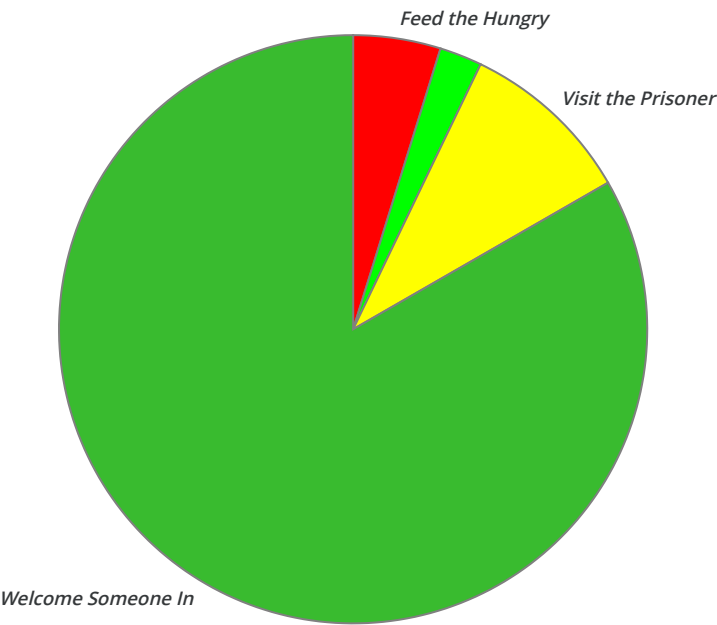
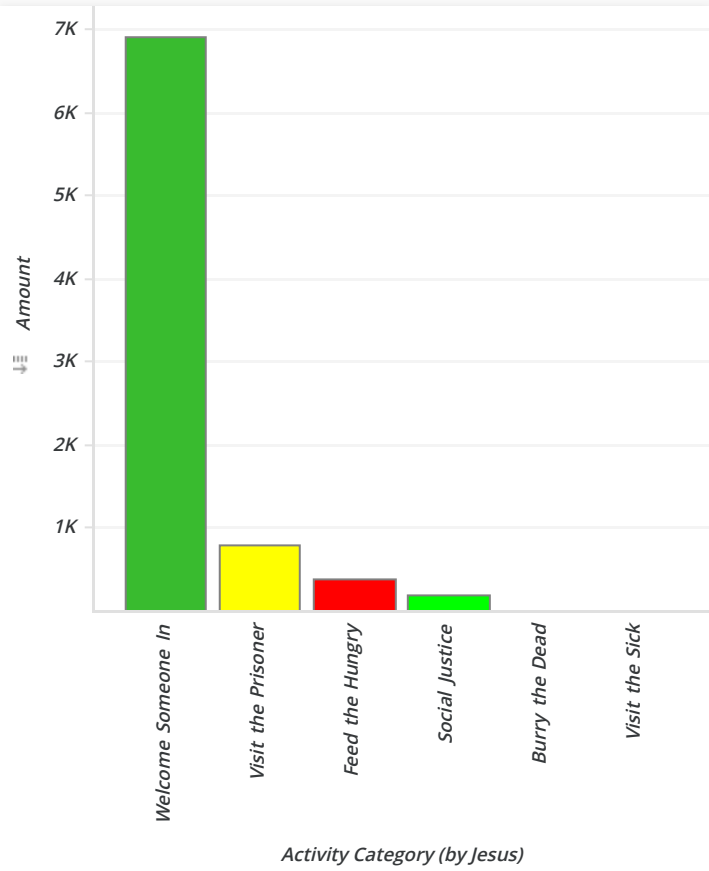


Jesus' Categories - Mt. 25:35-36 + Is....

Jesus' Categories	Amount	Percent	Part.
Welcome Someone In	\$6,911.60	83.34%	73
Visit the Prisoner	\$792.38	9.55%	6
Feed the Hungry	\$395.13	4.76%	13
Social Justice	\$193.77	2.34%	5
Burry the Dead	\$0.00	0.00%	1
Visit the Sick	\$0.00	0.00%	23
Total	\$8,292.88	100.00%	121



Jesus' Categories - Mt. 25:35-36 Is. 56:1 (Detail Report) (p.1)

Category	Activity	Sub-Category	Type	Group	Amount	Percent	Cyc.	Run.	Walk.	Vol.	Spn.	Part.
Welcome Someone In	CityHouse 5K River Run	Homeless	Events	3rd. Party	\$0.00	0.00%	0	5	0	1	0	6
	LTDC Christmas & E-o-Y	Marketing	Trainings	Club Owned	\$0.00	0.00%	0	0	0	0	0	0
		Poverty	Trainings	Club Owned	\$0.00	0.00%	0	0	0	0	0	0
	LTDC for Child-in-Poverty	Marketing	Events	Club Owned	\$0.00	0.00%	0	0	0	0	0	0
		Poverty	Events	Club Owned	\$0.00	0.00%	7	0	4	5	10	26
			Programs	Club Owned	\$1,445.00	20.91%	2	0	0	0	6	8
	LTDC for UNICEF	Marketing	Events	Club Owned	\$0.00	0.00%	0	0	0	0	0	0
		Poverty	Events	Club Owned	-\$9.00	-0.13%	2	1	0	2	4	9
	LTDC to Hermanos de la Calle	Marketing	Events	Club Owned	\$120.00	1.74%	0	0	0	0	0	0
		Poverty	Events	Club Owned	\$235.18	3.40%	0	0	0	0	0	0
	LTDC to Welcome-Some-In	Homeless	Programs	Club Owned	\$2,439.21	35.29%	0	0	0	0	3	3
		Other	Programs	Club Owned	\$2,382.41	34.47%	0	0	0	0	5	5
	Ride 4 Orphans	Orphans	Events	3rd. Party	\$298.80	4.32%	8	0	0	3	5	16
Total					\$6,911.60	100.00%	19	6	4	11	33	73

Charity	Marketing	Food	Transportation	Transaction Fees	TOTAL
\$8,172.88	\$0.00	\$100.00	\$20.00	\$0.00	\$8,292.88

Jesus' Categories - Mt. 25:35-36 Is. 56:1 (Detail Report) (p.2)

Category	Activity	Sub-Category	Type	Group	Amount	Percent	Cyc.	Run.	Walk.	Vol.	Spn.	Part.
Visit the Sick	Great Cycle Challenge	Cancer	Challenges	3rd. Party	\$0.00		0	0	0	0	0	0
	LTDC for Autism Speaks	Marketing	Events	Club Owned	\$0.00		0	0	0	0	0	0
		Neuromusc., Burn	Events	Club Owned	\$0.00		0	0	0	0	0	0
	LTDC to Visit-the-Sick	Adiction	Programs	Club Owned	\$0.00		0	0	0	0	0	0
		Arthritis	Programs	Club Owned	\$0.00		0	0	0	0	0	0
		Covid	Programs	Club Owned	\$0.00		0	0	0	0	0	0
		Heart	Programs	Club Owned	\$0.00		0	0	0	0	0	0
		Kidney/Skin/Mange/Pa	Programs	Club Owned	\$0.00		0	0	0	0	0	0
		Orthodontist	Programs	Club Owned	\$0.00		0	0	0	0	0	0
		Trauma	Programs	Club Owned	\$0.00		0	0	0	0	15	15
	LTDC to Visit-the-Sick @ JDCH	MS, Cancer, Heart	Events	Club Owned	\$0.00		2	2	0	2	0	6
	LTDC to Visit-the-Sick @ SHC	Marketing	Events	Club Owned	\$0.00		0	0	0	0	0	0
		Neuromusc., Burn	Events	Club Owned	\$0.00		0	0	0	0	0	0
	Tour de Cure	Diabetes	Events	3rd. Party	\$0.00		0	0	0	0	0	0
	Tour de St. Jude	Cancer	Events	3rd. Party	\$0.00		1	0	0	1	0	2
	Total				\$0.00		3	2	0	3	15	23

Charity

\$8,172.88

Marketing

\$0.00

Food

\$100.00

Transportation

\$20.00

Transaction Fees

\$0.00

TOTAL

\$8,292.88

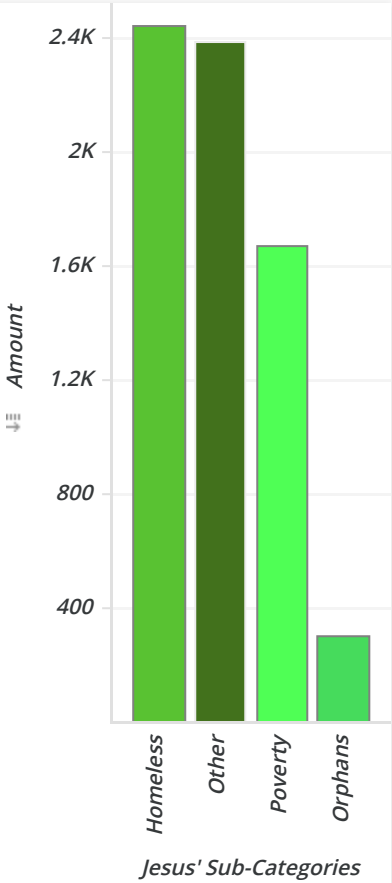
Jesus' Categories - Mt. 25:35-36 + Is. 56:1 (Detail Report) (p.3)

Category	Activity	Sub-Category	Type	Group	Amount	Percent	Cyc.	Run.	Walk.	Vol.	Spn.	Part.
Visit the Prisoner	LTDC Christmas & E-o-Y	Marketing	Trainings	Club Owned	\$0.00	0.00%	0	0	0	0	0	0
	LTDC to Visit-the-Prisoner	Marketing	Challenges	Club Owned	\$0.00	0.00%	0	0	0	0	0	0
		Prisoner	Challenges	Club Owned	\$0.00	0.00%	0	0	0	0	0	0
			Programs	Club Owned	\$792.38	57.37%	0	0	0	6	0	6
	Total				\$792.38	57.37%	0	0	0	6	0	6
Social Justice	LTDC for Bold-Justice	Justice	Events	Club Owned	\$25.00	1.81%	1	0	0	1	1	3
	LTDC to Freedom	Freedom	Events	Club Owned	\$168.77	12.22%	0	0	0	1	1	2
	Total				\$193.77	14.03%	1	0	0	2	2	5
Feed the Hungry	LTDC Christmas & E-o-Y	Marketing	Trainings	Club Owned	\$0.00	0.00%	0	0	0	0	0	0
	LTDC for CRS-Rice-Bowl	Malnutrition	Events	Club Owned	\$0.00	0.00%	0	0	0	1	1	2
	LTDC to Feed-the-Hungry	Food Pantry	Programs	Club Owned	\$0.00	0.00%	1	0	0	0	0	1
		Marketing	Events	Club Owned	\$0.00	0.00%	0	0	0	0	0	0
			Programs	Club Owned	\$0.00	0.00%	0	0	0	0	0	0
	Shelter	Events	Club Owned	\$0.00	0.00%	0	0	0	0	0	0	0
		Programs	Club Owned	\$340.82	24.67%	0	0	0	0	0	3	3
	Soup Kitchen	Programs	Club Owned	\$54.31	3.93%	1	0	1	5	0	7	
	Street Beggars	Programs	Club Owned	\$0.00	0.00%	0	0	0	0	0	0	0
	Total				\$395.13	28.61%	2	0	1	6	4	13
Burry the Dead	LTDC to Visit-the-Sick	Burry the Dead	Programs	Club Owned	\$0.00	0.00%	0	0	0	0	1	1
	Total				\$0.00	0.00%	0	0	0	0	1	1

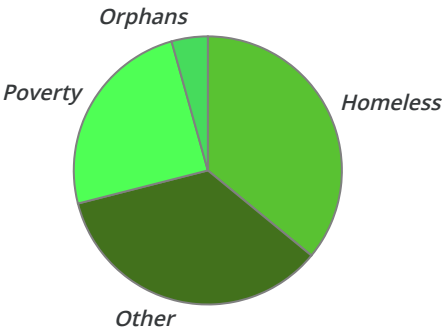
Charity	Marketing	Food	Transportation	Transaction Fees	TOTAL
\$8,172.88	\$0.00	\$100.00	\$20.00	\$0.00	\$8,292.88

Welcome Someone In by Sub-Category (p.1) (Detail Report)

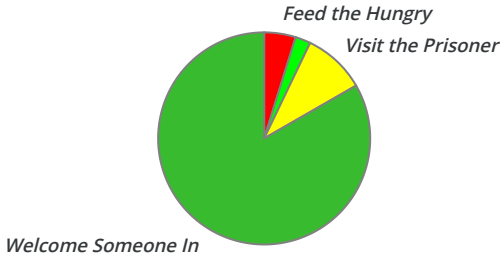
Category	SubCat.	Activity	Type	Amount	Percent	Cycl.	Run.	Walk.	Vol.	Spon.	Part.
Welcome Someone In	Homeless	LTDC to Welcome-Some-In	Programs	\$2,439.21	35.92%	0	0	0	0	3	3
		Total		\$2,439.21	35.92%	0	0	0	0	3	3
	Orphans	Ride 4 Orphans	Events	\$298.80	4.40%	8	0	0	3	5	16
		Total		\$298.80	4.40%	8	0	0	3	5	16
	Other	LTDC to Welcome-Some-In	Programs	\$2,382.41	35.08%	0	0	0	0	5	5
		Total		\$2,382.41	35.08%	0	0	0	0	5	5
	Poverty	LTDC for Child-in-Poverty	Programs	\$1,445.00	21.28%	2	0	0	0	6	8
		LTDC to Hermanos de la Calle	Events	\$235.18	3.46%	0	0	0	0	0	0
		Total		\$1,680.18	24.74%	2	0	0	0	6	8
	Total			\$6,800.60	100.13%	10	0	0	3	19	32



Welcome Someone In



Jesus' Categories - Corporal Works of Mercy

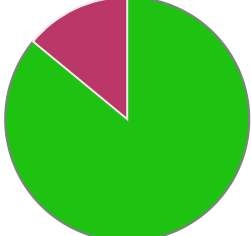


Welcome Someone In - P.2 (Poverty)

Activity	Type	Amount	Percent	Cycl.	Run.	Walk.	Vol.	Spon.	Part.
LTDC for Child-in-Poverty	Programs	\$1,445.00	86.47%	2	0	0	0	6	8
LTDC to Hermanos de la Calle	Events	\$235.18	14.07%	0	0	0	0	0	0
Total		\$1,680.18	100.54%	2	0	0	0	6	8

Poverty

LTDC to Hermanos de la Calle / Events (14.00%)



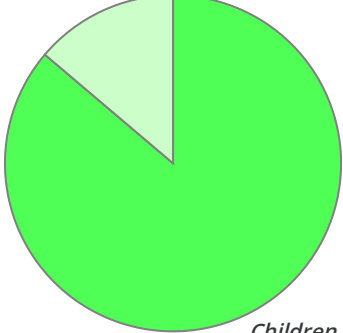
LTDC for Child-in-Poverty / Programs (86.00%)

Child-in-Poverty - Programs (Spon. + B-Day + X-mas)

SubCat.	Care Giver	Amount	Percent
Poverty	Children Int.	\$1,245.00	86.16%
	Unbaund	\$200.00	13.84%
	Compassion Int.	\$0.00	0.00%
Total		\$1,445.00	100.00%

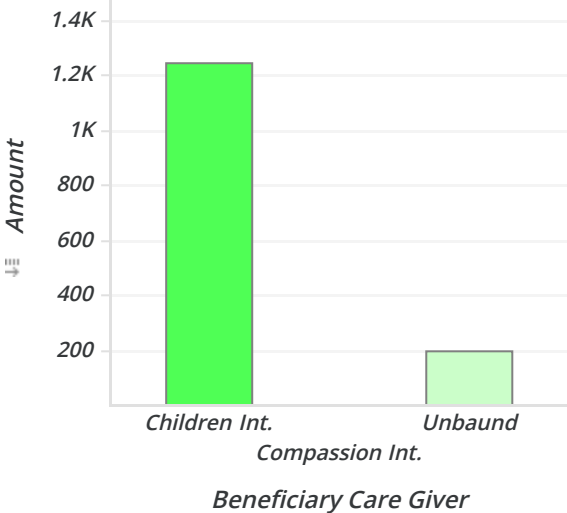
LTDC for Child-in-Poverty (Program)

Unbaund



Children Int.

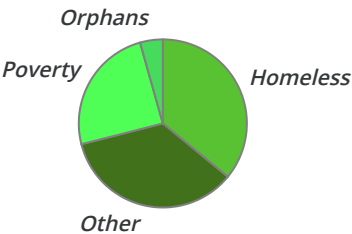
LTDC for Child-in-Poverty (Program)



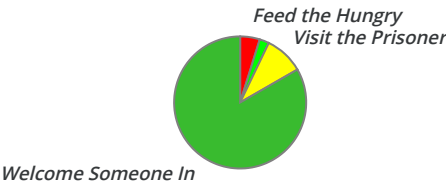
Child-in-Poverty / Programs (On-Account)

SubCat.	On-Account	Amount
Poverty	On Acct. - Patrons (Mo. Remain)	\$177.00
	On Acct. - Patrons (Prepaid)	\$0.00
Total		\$177.00

Welcome Someone In

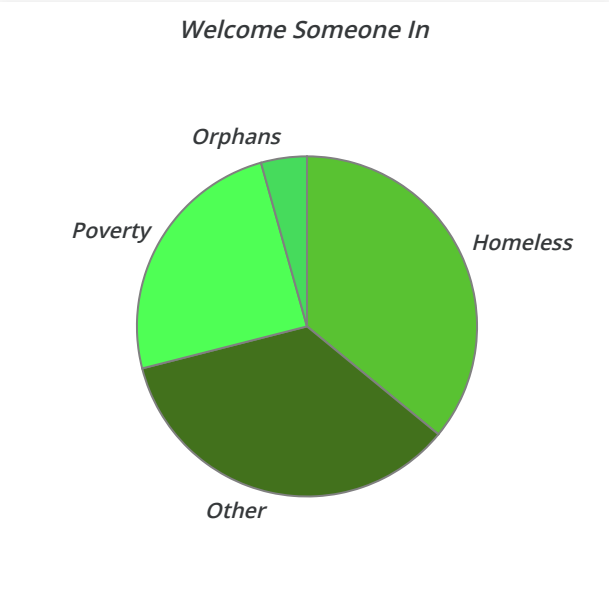
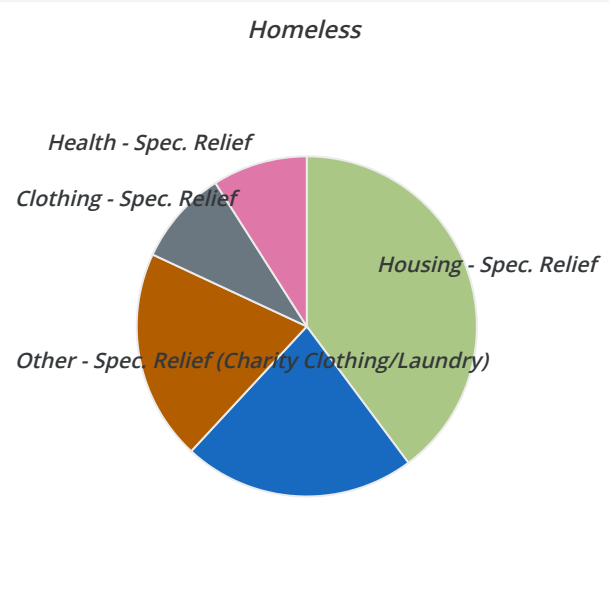
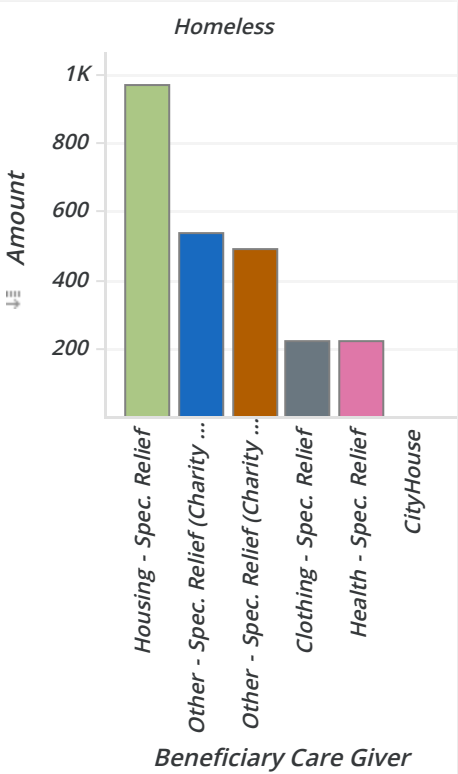


Jesus' Categories



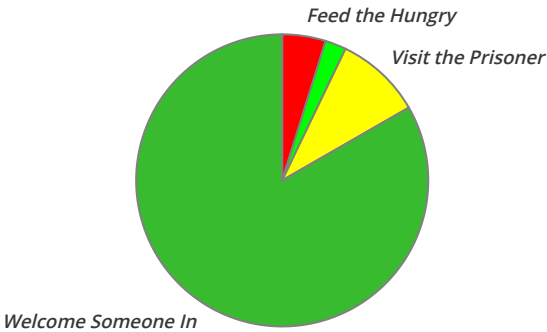
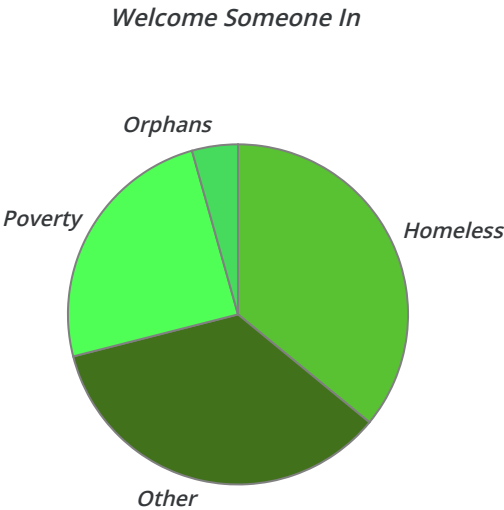
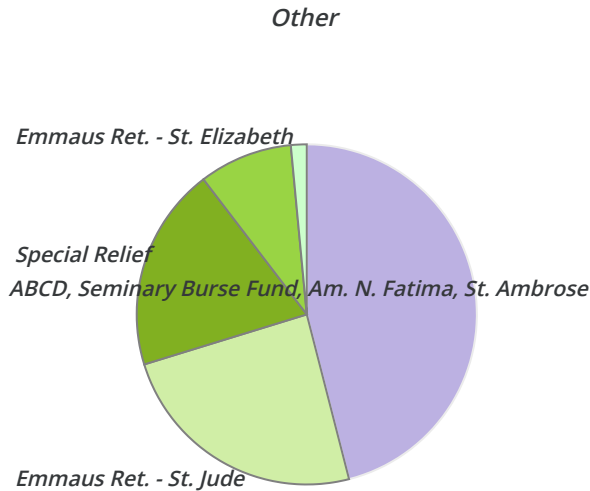
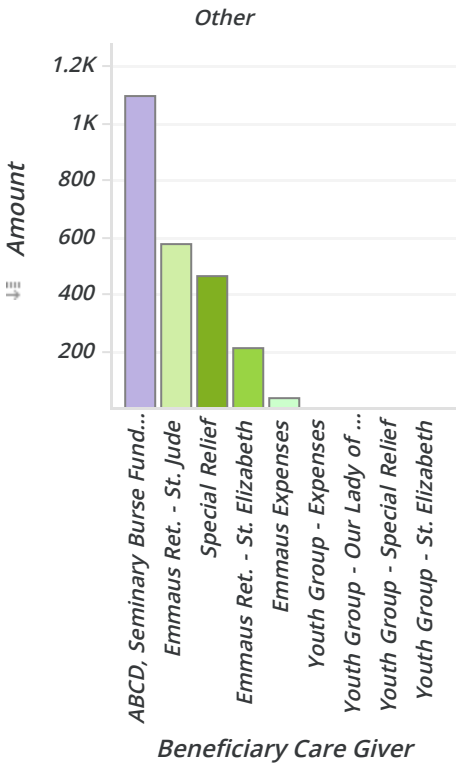
Welcome Someone In - P.3 (Homeless)

Category	SubCat.	Beneficiary Care Giver	Amount	Percent	Spon.	Vol.	Part.
Welcome Someone In	Homeless	Clothing - Spec. Relief	\$220.62	9.04%	1	0	1
		Health - Spec. Relief	\$220.62	9.04%	0	0	0
		Housing - Spec. Relief	\$970.00	39.77%	1	0	1
		Other - Spec. Relief (Charity Clothing/Laundry)	\$489.01	20.05%	1	0	1
		Other - Spec. Relief (Charity Others: Transportation, Cell Phone, Insurance, etc.)	\$538.96	22.10%	0	0	0
Total			\$2,439.21	100.00%	3	0	3



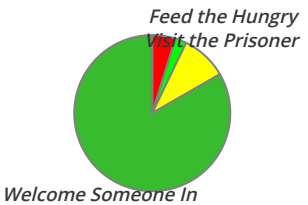
Welcome Someone In - P.4 - Other Programs - (Detail Report)

Category	SubCat.	Beneficiary Care Giver	Amount	Percent	Spon.	Vol.	Part.
Welcome Someone In	Other	ABCD, Seminary Burse Fund, Am. N. Fatima, St. Ambrose	\$1,095.00	45.96%	0	0	0
		Emmaus Expenses	\$36.25	1.52%	1	0	1
		Emmaus Ret. - St. Elizabeth	\$212.00	8.90%	0	0	0
		Emmaus Ret. - St. Jude	\$578.00	24.26%	3	0	3
		Special Relief	\$461.16	19.36%	0	0	0
Total			\$2,382.41	100.00%	4	0	4




Visit the Sick - P1 (by Illness)

Illness	Activity	Type	Group	Amount	Percent	Cyc.	Run.	Walk.	Vol.	Spn.	Part.
Adiction	LTDC to Visit-the-Sick	Programs	Club Owned	\$0.00		0	0	0	0	0	0
Arthritis	LTDC to Visit-the-Sick	Programs	Club Owned	\$0.00		0	0	0	0	0	0
Cancer	Great Cycle Challenge	Challenges	3rd. Party	\$0.00		0	0	0	0	0	0
	Tour de St. Jude	Events	3rd. Party	\$0.00		1	0	0	1	0	2
Covid	LTDC to Visit-the-Sick	Programs	Club Owned	\$0.00		0	0	0	0	0	0
Diabetes	Tour de Cure	Events	3rd. Party	\$0.00		0	0	0	0	0	0
Heart	LTDC to Visit-the-Sick	Programs	Club Owned	\$0.00		0	0	0	0	0	0
Kidney/Skin/I	LTDC to Visit-the-Sick	Programs	Club Owned	\$0.00		0	0	0	0	0	0
MS, Cancer, Heart	LTDC to Visit-the-Sick @ JDCH	Events	Club Owned	\$0.00		2	2	0	2	0	6
Neuromusc., Burn	LTDC for Autism Speaks	Events	Club Owned	\$0.00		0	0	0	0	0	0
	LTDC to Visit-the-Sick @ SHC	Events	Club Owned	\$0.00		0	0	0	0	0	0
Orthodontist	LTDC to Visit-the-Sick	Programs	Club Owned	\$0.00		0	0	0	0	0	0



Visit-the-Sick (Totals by Illness)			
Illness	Amount	Percent	Part.
Adiction	\$0.00		0
Arthritis	\$0.00		0
Cancer	\$0.00		2
Covid	\$0.00		0
Diabetes	\$0.00		0
Heart	\$0.00		0
Kidney/Skin/Mange/P.	\$0.00		0
MS, Cancer, Heart	\$0.00		6



Visit the Sick - P2 (by Hospitals / Care Givers)


Hospitals / Care Giver	Activity	Type	Group	Sub-Category	Amount	%	Cycl.	Run	Walk	Vol.	Spn.	Part.
Joe DiMagio Children's Hospital	LTDC to Visit-the-Sick @ JDCH	Events	Club Owned	MS, Cancer, Heart	\$0.00		2	2	0	2	0	6
Shriners Hospitals for Children	LTDC to Visit-the-Sick @ SHC	Events	Club Owned	Neuromusc., Burn	\$0.00		0	0	0	0	0	0
St Jude Children's Hospital	Tour de St. Jude	Events	3rd. Party	Cancer	\$0.00		1	0	0	1	0	2
Total					\$0.00		3	2	0	3	0	8

Amount

Joe DiMagio Children's Hospital
Shriners Hospitals for Children
Hospitals
St Jude Children's Hospital

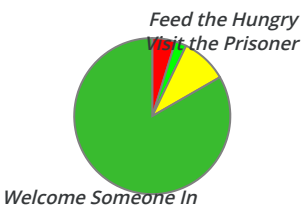
Visit the Sick - P3 (by Funds / Associations)

Funds / Associations	Activity	Type	Group	Sub-Category	Amount	Percent	Cycl.	Run	Walk	Vol.	Spn.	Part.
American Diabetes Assosiation	Tour de Cure	Events	3rd. Party	Diabetes	\$0.00		0	0	0	0	0	0
Children Cancer Research Fund	Great Cycle Challenge	Challenges	3rd. Party	Cancer	\$0.00		0	0	0	0	0	0
Total					\$0.00		0	0	0	0	0	0

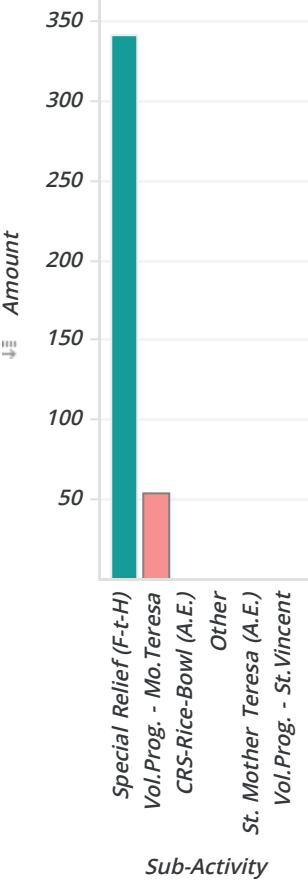
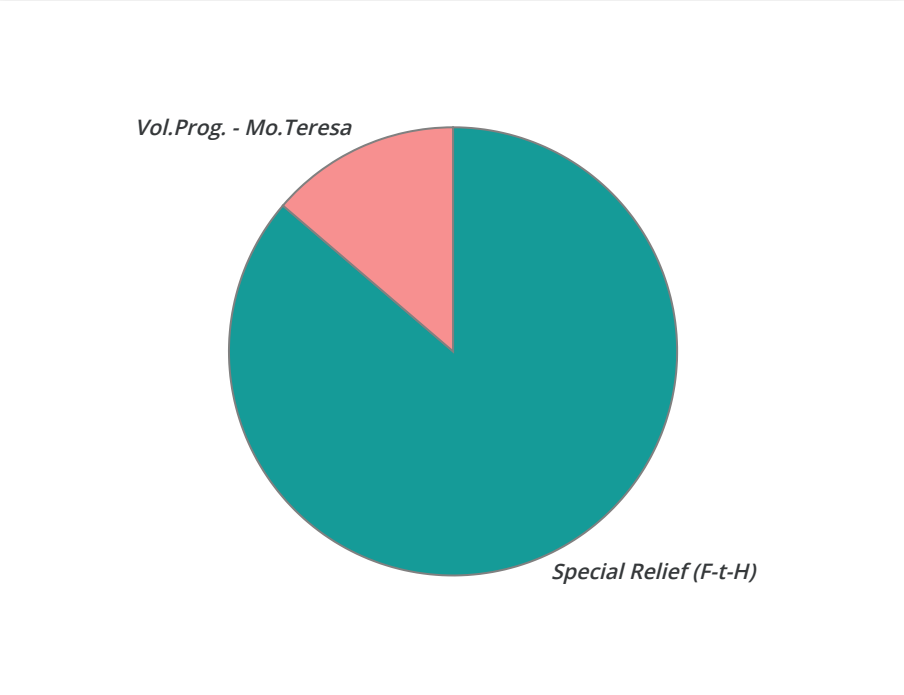


Feed the Hungry by Sub-Category - P1

Sub-Category	Activity	Sub-Activity	Type	Amount	%	Cyc.	Run.	Walk.	Vol.	Spn.	Part.
Shelter	LTDC to Feed-the-Hungry	Special Relief (F-t-H)	Programs	\$340.82	86%	0	0	0	0	3	3
Soup Kitchen	LTDC to Feed-the-Hungry	Vol.Prog. - Mo.Teresa	Programs	\$54.31	14%	1	0	1	5	0	7
Food Pantry	LTDC to Feed-the-Hungry	Vol.Prog. - St.Vincent	Programs	\$0.00	0%	1	0	0	0	0	1
Malnutrition	LTDC for CRS-Rice-Bowl	CRS-Rice-Bowl (A.E.)	Events	\$0.00	0%	0	0	0	1	1	2
Shelter	LTDC to Feed-the-Hungry	St. Mother Teresa (A.E.)	Events	\$0.00	0%	0	0	0	0	0	0
Street Beggars	LTDC to Feed-the-Hungry	Other	Programs	\$0.00	0%	0	0	0	0	0	0
Total				\$395.13	100%	2	0	1	6	4	13



Feed-the-Hungry (Totals)			
Sub-Activity	Amount	Percent	Part.
Special Relief (F-t-H)	\$340.82	86.26%	3
Vol.Prog. - Mo.Teresa	\$54.31	13.74%	7
CRS-Rice-Bowl (A.E.)	\$0.00	0.00%	2
Other	\$0.00	0.00%	0
St. Mother Teresa (A.E.)	\$0.00	0.00%	0
Vol.Prog. - St.Vincent	\$0.00	0.00%	1
Total	\$395.13	100.00%	13



Visit the Prisoner - P.1 (by Challenges)

Sub-Cat.	Activity	Sub-Activity	Group	Raised	Percent	Cyc.	Run.	Walk.	Vol.	Spn.	Part.
Prisoner	LTDC to Visit-the-Prisoner	2 Day Retreat Cha.	Club Owned	\$0.00		0	0	0	0	0	0
		Broward Jail Cha.	Club Owned	\$0.00		0	0	0	0	0	0
		BTC Cha. - Virtual	Club Owned	\$0.00		0	0	0	0	0	0
		BTC Challenge	Club Owned	\$0.00		0	0	0	0	0	0
		Moore Haven Cha.	Club Owned	\$0.00		0	0	0	0	0	0
		Okeechobee Cha.	Club Owned	\$0.00		0	0	0	0	0	0
		Orlando Pris. Cha.	Club Owned	\$0.00		0	0	0	0	0	0
		Palm Beach Jail Cha.	Club Owned	\$0.00		0	0	0	0	0	0
		South Bay Cha.	Club Owned	\$0.00		0	0	0	0	0	0
		Total			\$0.00		0	0	0	0	0

Sponsors	Part.
\$0.00	0

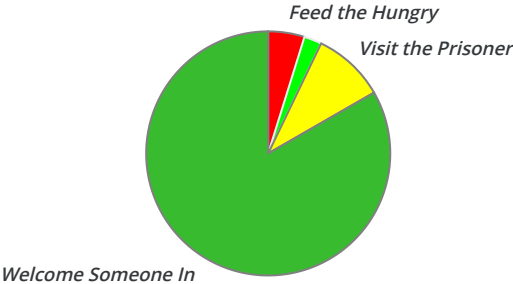
TOTAL
\$0.00

Amount

2 Day Retreat Cha.
Broward Jail Cha.
BTC Cha. - Virtual
BTC Challenge
Moore Haven Cha.
Okeechobee Cha.
Orlando Pris. Cha.
Palm Beach Jail Cha.
South Bay Cha.

Challenges by Detention Center

No data returned for this view. This might be because the applied filter excludes all data.

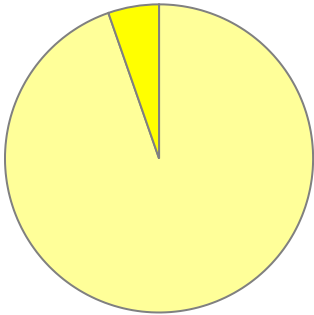


Visit the Prisoner - P.2 (by Allocation)

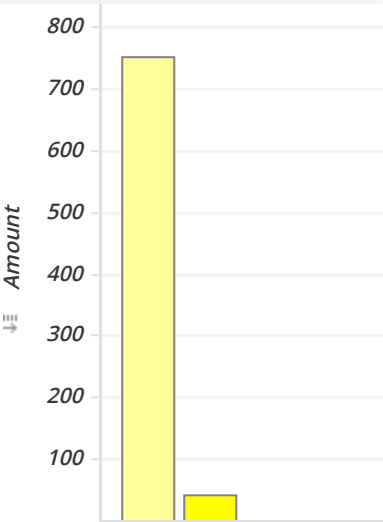
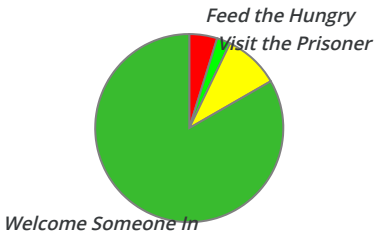
Sub-Cat.	Activity	Type	Sub-Activity	Raised	Percent	Cyc.	Run.	Walk.	Vol.	Spn.	Part.
Prisoner	LTDC to Visit-the-Prisoner	Allocation	Alloc. Detention Ministry (ADOM)	\$0.00	0.00%	0	0	0	0	0	0
			Alloc. Kairos (MHCF, OCI, etc.)	\$0.00	0.00%	0	0	0	0	0	0
			Alloc. Special Relief (Prison Nicaragua)	\$0.00	0.00%	0	0	0	0	0	0
			On Acct. - Annual Chlgs. (Prev. Years)	\$0.00	0.00%	0	0	0	0	0	0
			Raised from Challenges	\$0.00	0.00%	0	0	0	0	0	0
		Challenges	Orlando Pris. Cha.	\$0.00	0.00%	0	0	0	0	0	0
		Programs	Volunteer Prog. (Kairos)	\$750.00	94.65%	0	0	0	5	0	5
			Volunteer Prog. (ADOM)	\$42.38	5.35%	0	0	0	1	0	1
			Special Relief (Prison Nicaragua)	\$0.00	0.00%	0	0	0	0	0	0
			Total			\$792.38	100.00%	0	0	0	6

Sub-Activity	Raised	Percent
Volunteer Prog. (Kairos)	\$750.00	94.65%
Volunteer Prog. (ADOM)	\$42.38	5.35%
Alloc. Special Relief (Prison Nicaragua)	\$0.00	0.00%
Special Relief (Prison Nicaragua)	\$0.00	0.00%
Total	\$792.38	100.00%

Volunteer Prog. (ADOM)



Volunteer Prog. (Kairos)

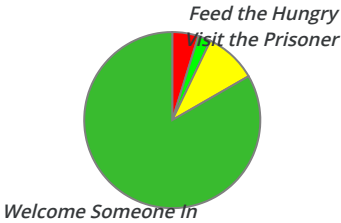


Volunteer Prog. (Kairos)
Volunteer Prog. (ADOM)
Alloc. Special Relief (Prison Nicaragua)
Special Relief (Prison Nicaragua)

Challenges by Detention Cent

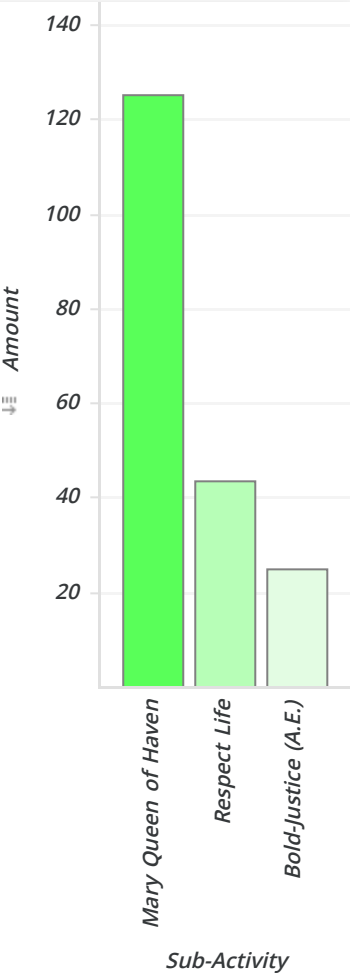
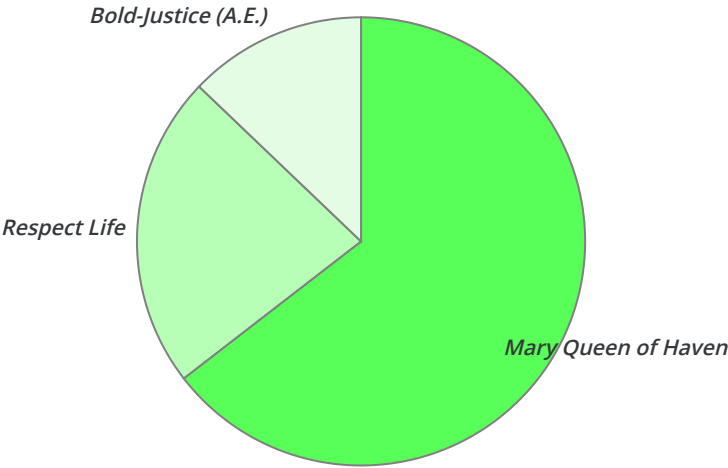
Social Justice - P1 (by Sub-Category)

Sub-Category	Activity	Sub-Activity	Type	Group	Amount	Percent	Cyc.	Run.	Walk.	Vol.	Spn.	Part.
Freedom	LTDC to Freedom	Mary Queen of Haven	Events	Club Owned	\$125.00	64.51%	0	0	0	1	0	1
		Respect Life	Events	Club Owned	\$43.77	22.59%	0	0	0	0	1	1
Justice	LTDC for Bold-Justice	Bold-Justice (A.E.)	Events	Club Owned	\$25.00	12.90%	1	0	0	1	1	3
Total					\$193.77	100.00%	1	0	0	2	2	5



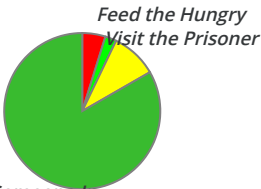
Freedom			
Sub-Activity	Amount	Percent	Part.
Mary Queen of Haven	\$125.00	74.07%	1
Respect Life	\$43.77	25.93%	1
Total	\$168.77	100.00%	2

Justice			
Sub-Activity	Amount	Percent	Part.
Bold-Justice (A.E.)	\$25.00	100.00%	3
Total	\$25.00	100.00%	3



Burry-the-Dead - P1 (by Activity)

Sub-Category	Activity	Sub-Activity	Type	Group	Amount	%	Cyc.	Run.	Walk.	Vol.	Spn.	Part.
Burry the Dead	LTDC to Visit-the-Sick	Special Relief (B-t-D)	Programs	Club Owned	\$0.00		0	0	0	0	1	1
Total					\$0.00		0	0	0	0	1	1

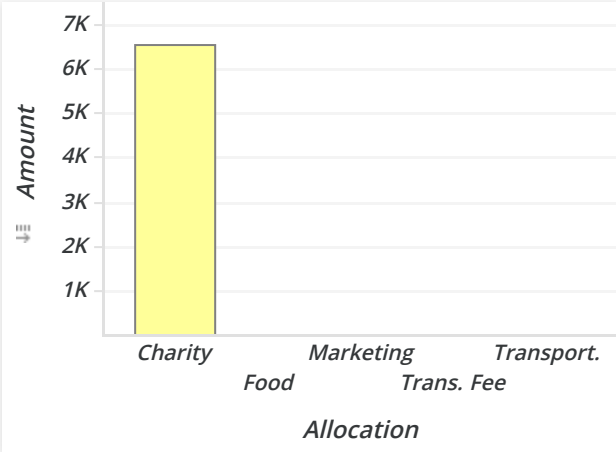



Sub-Activity	Amount	Percent	Part.
Special Relief (B-t-D)	\$0.00		1
Total	\$0.00		1


Amount

Special Relief (B-t-D)
Sub-Activity

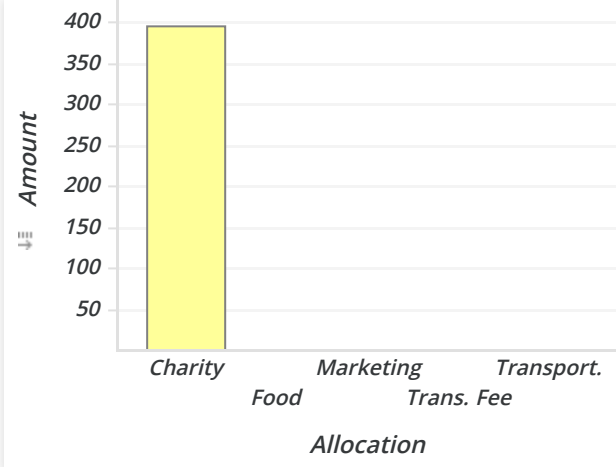
Welcome-Someone-In Allocation	Amount	Percent
Charity	\$6,733	100.00%
Total	\$6,733	100.00%



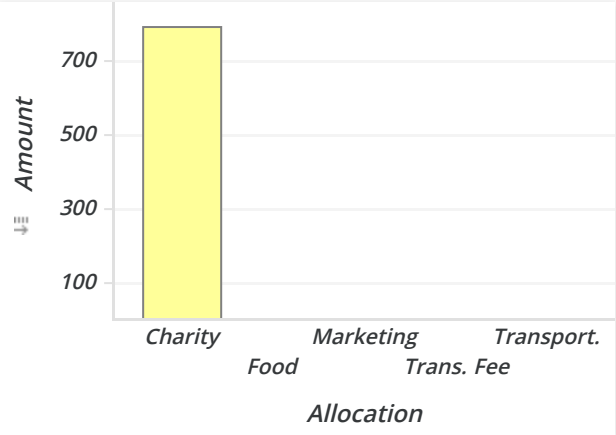

No data returned for this view. This might be because the applied filter excludes all data.



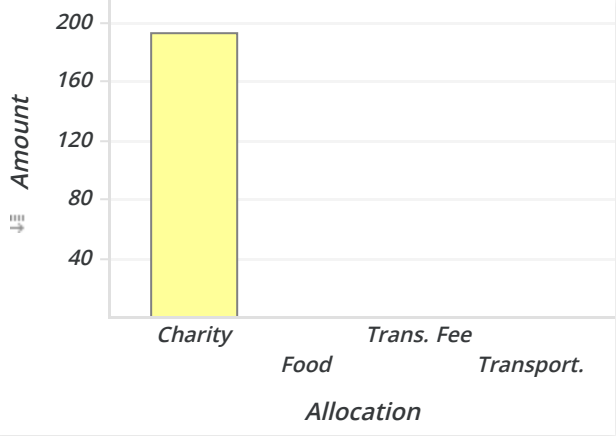
Feed-the-Hungry Allocation	Amount	Percent
Charity	\$395	100.00%
Total	\$395	100.00%



Visit-the-Prisoner Allocation	Amount	Percent
Charity	\$792	100.00%
Total	\$792	100.00%



Social-Justice Allocation	Amount	Percent
Charity	\$194	100.00%
Total	\$194	100.00%



No data returned for this view. This might be because the applied filter excludes all data.

