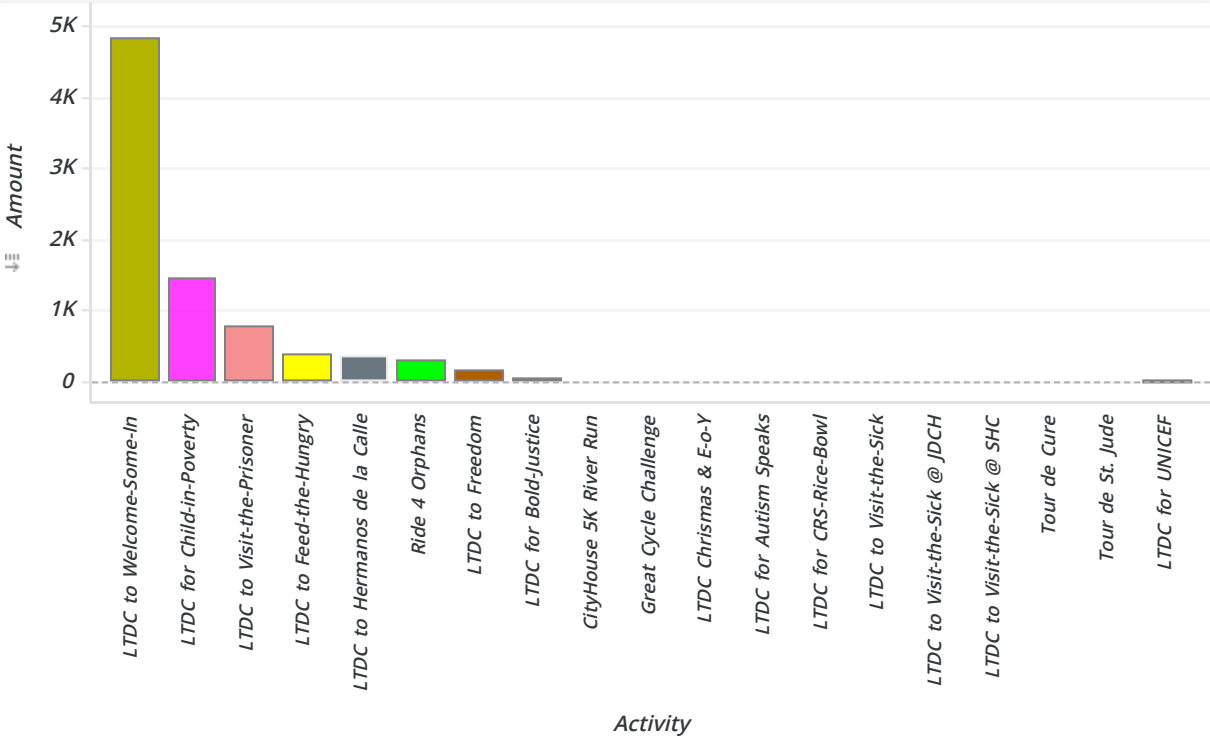
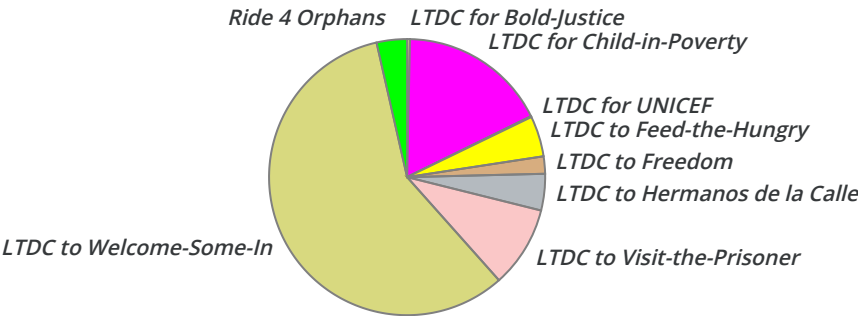


Annual Activities

Activity	Amount	Percent
LTDC to Welcome-Some-In	\$4,821.62	58.14%
LTDC for Child-in-Poverty	\$1,445.00	17.42%
LTDC to Visit-the-Prisoner	\$792.38	9.55%
LTDC to Feed-the-Hungry	\$395.13	4.76%
LTDC to Hermanos de la Calle	\$355.18	4.28%
Ride 4 Orphans	\$298.80	3.60%
LTDC to Freedom	\$168.77	2.04%
LTDC for Bold-Justice	\$25.00	0.30%
CityHouse 5K River Run	\$0.00	0.00%
Great Cycle Challenge	\$0.00	0.00%
LTDC Christmas & E-o-Y	\$0.00	0.00%
LTDC for Autism Speaks	\$0.00	0.00%
LTDC for CRS-Rice-Bowl	\$0.00	0.00%
LTDC to Visit-the-Sick	\$0.00	0.00%
LTDC to Visit-the-Sick @ JDCH	\$0.00	0.00%
LTDC to Visit-the-Sick @ SHC	\$0.00	0.00%
Tour de Cure	\$0.00	0.00%
Tour de St. Jude	\$0.00	0.00%
LTDC for UNICEF	-\$9.00	-0.11%
Total	\$8,292.88	100.00%



Annual Activities (Detail Report) - p.1

Activity	Group	Type	Category	Amount	Cycl.	Runn.	Walk.	Volu.	Spon.	TOTAL
LTDC Christmas & E-o-Y	Club Owned	Trainings	Feed the Hungry	\$0.00	0	0	0	0	0	0
			Visit the Prisoner	\$0.00	0	0	0	0	0	0
			Welcome Someone In	\$0.00	0	0	0	0	0	0
LTDC for Autism Speaks	Club Owned	Events	Visit the Sick	\$0.00	0	0	0	0	0	0
LTDC for Bold-Justice	Club Owned	Events	Social Justice	\$25.00	1	0	0	1	1	3
LTDC for Child-in-Poverty	Club Owned	Events	Welcome Someone In	\$0.00	7	0	4	5	10	26
		Programs	Welcome Someone In	\$1,445.00	2	0	0	0	6	8
LTDC for CRS-Rice-Bowl	Club Owned	Events	Feed the Hungry	\$0.00	0	0	0	1	1	2
LTDC for UNICEF	Club Owned	Events	Welcome Someone In	-\$9.00	2	1	0	2	4	9
LTDC to Feed-the-Hungry	Club Owned	Events	Feed the Hungry	\$0.00	0	0	0	0	0	0
		Programs	Feed the Hungry	\$395.13	2	0	1	5	3	11
LTDC to Freedom	Club Owned	Events	Social Justice	\$168.77	0	0	0	1	1	2
LTDC to Hermanos de la Calle	Club Owned	Events	Welcome Someone In	\$355.18	0	0	0	0	0	0
LTDC to Visit-the-Prisoner	Club Owned	Challenges	Visit the Prisoner	\$0.00	0	0	0	0	0	0
		Programs	Visit the Prisoner	\$792.38	0	0	0	6	0	6
LTDC to Visit-the-Sick	Club Owned	Programs	Bury the Dead	\$0.00	0	0	0	0	1	1
			Visit the Sick	\$0.00	0	0	0	0	15	15
LTDC to Visit-the-Sick @ JDCH	Club Owned	Events	Visit the Sick	\$0.00	2	2	0	2	0	6
LTDC to Visit-the-Sick @ SHC	Club Owned	Events	Visit the Sick	\$0.00	0	0	0	0	0	0

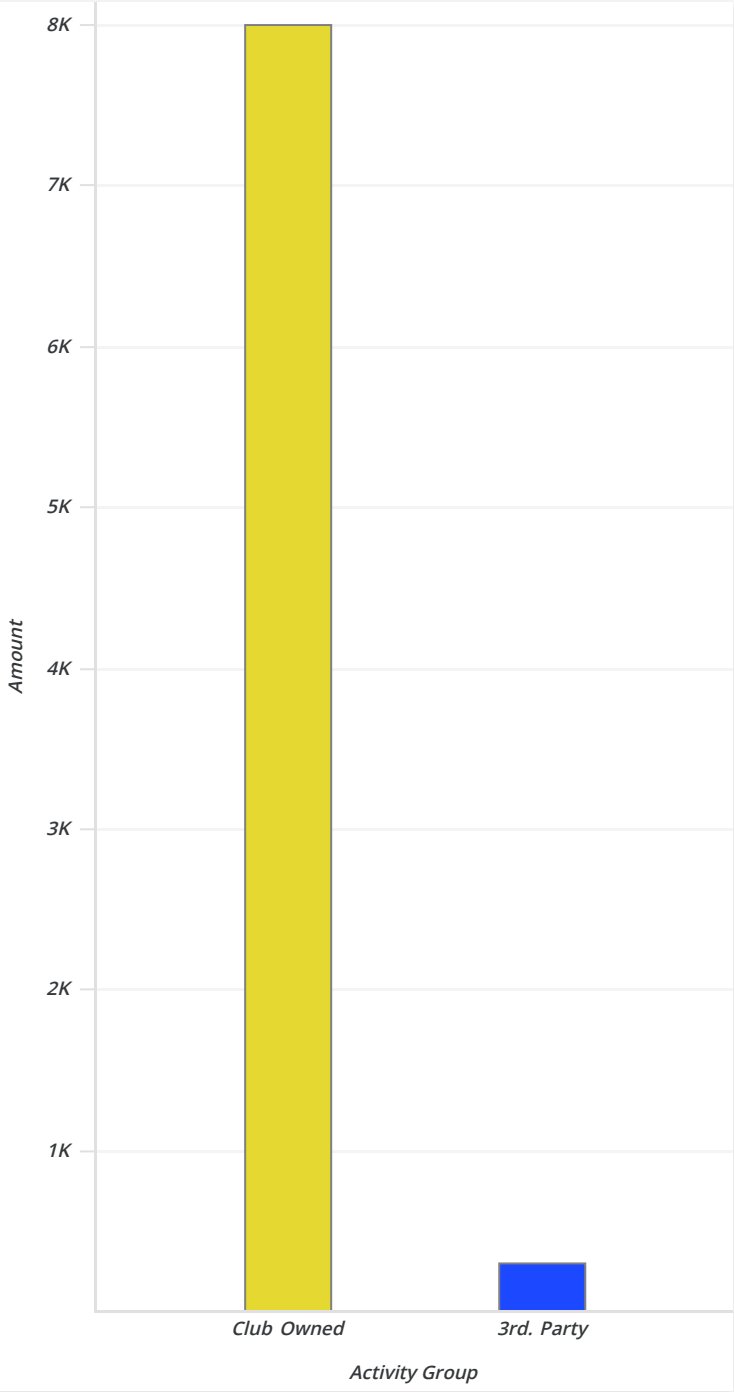
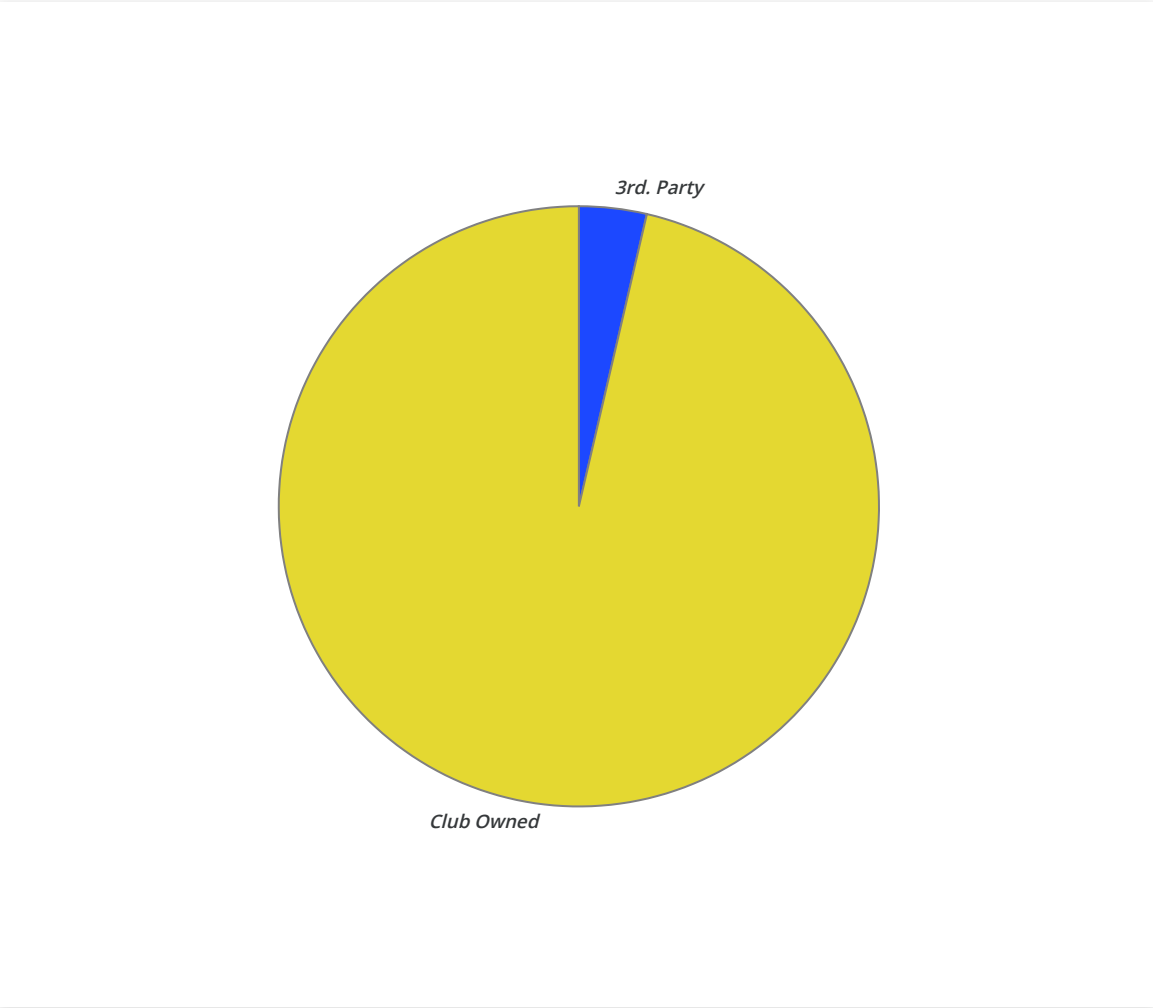
Amount	Cycl.	Runn.	Walk.	Volu.	Spon.	TOTAL
\$8,292.88	25	8	5	28	55	121

Annual Activities (Detail Report) - p.2

Activity	Group	Type	Category	Amount	Cycl.	Runn.	Walk.	Volu.	Spon.	TOTAL
LTDC to Welcome-Some-In	Club Owned	Programs	Welcome Someone In	\$4,821.62	0	0	0	0	8	8
CityHouse 5K River Run	3rd. Party	Events	Welcome Someone In	\$0.00	0	5	0	1	0	6
Great Cycle Challenge	3rd. Party	Challenges	Visit the Sick	\$0.00	0	0	0	0	0	0
Ride 4 Orphans	3rd. Party	Events	Welcome Someone In	\$298.80	8	0	0	3	5	16
Tour de Cure	3rd. Party	Events	Visit the Sick	\$0.00	0	0	0	0	0	0
Tour de St. Jude	3rd. Party	Events	Visit the Sick	\$0.00	1	0	0	1	0	2

Amount	Cycl.	Runn.	Walk.	Volu.	Spon.	TOTAL
\$8,292.88	25	8	5	28	55	121

Club Owned Vs. 3rd. Party Activities								
Group	Amount	Percent	Cyclists	Runners	Walkers	Volunt.	Spons.	TOTAL
Club Owned	\$7,994.08	96.40%	16	3	5	23	50	97
3rd. Party	\$298.80	3.60%	9	5	0	5	5	24
Total	\$8,292.88	100.00%	25	8	5	28	55	121



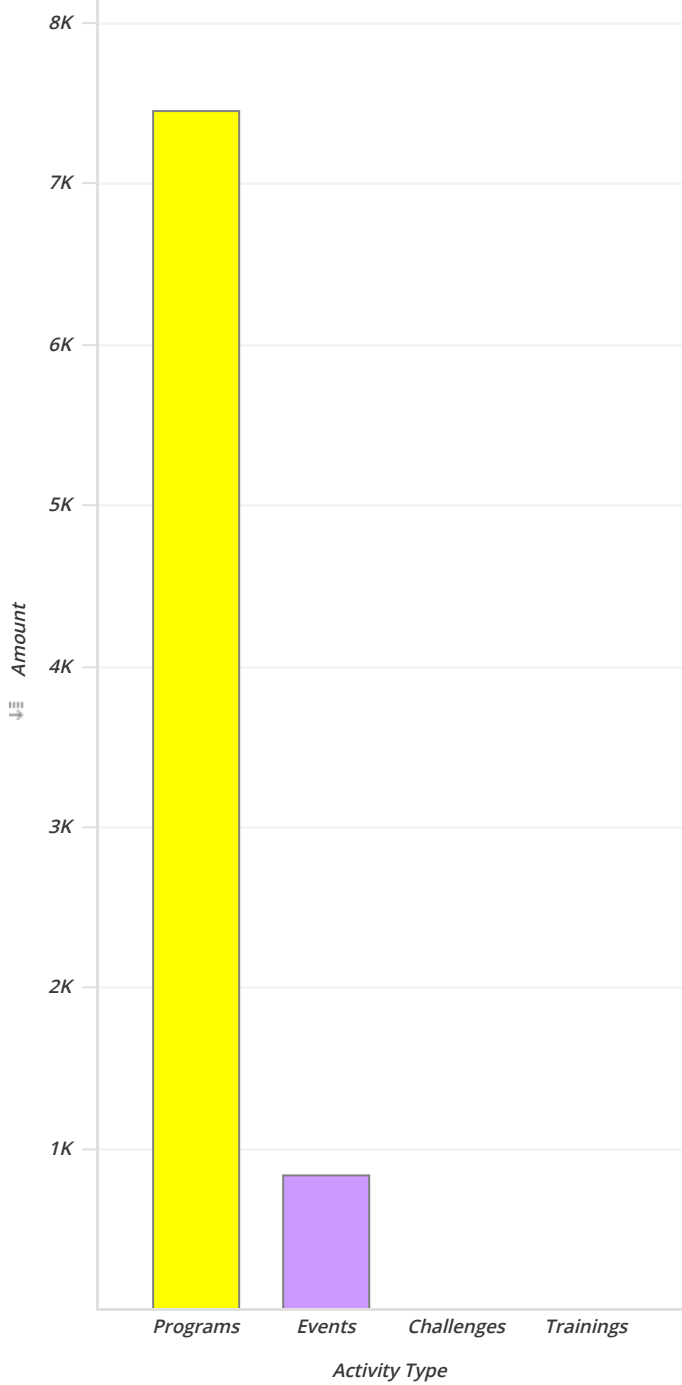
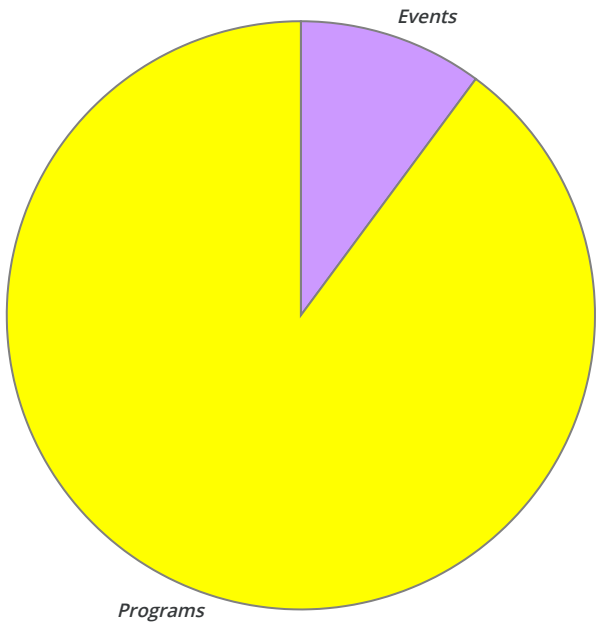
Club Owned Vs. 3rd. Party Activities (Detail Report) (p1)

Group	Activity	Type	Category	Amount	Percent	Cycl.	Runn.	Walk.	Volu.	Spon.	TOTAL
Club Owned	LTDC to Welcome-Some-In	Programs	Welcome Someone In	\$4,821.62	60.31%	0	0	0	0	8	8
	LTDC for Child-in-Poverty	Programs	Welcome Someone In	\$1,445.00	18.08%	2	0	0	0	6	8
	LTDC to Visit-the-Prisoner	Programs	Visit the Prisoner	\$792.38	9.91%	0	0	0	6	0	6
	LTDC to Feed-the-Hungry	Programs	Feed the Hungry	\$395.13	4.94%	2	0	1	5	3	11
	LTDC to Hermanos de la Calle	Events	Welcome Someone In	\$355.18	4.44%	0	0	0	0	0	0
	LTDC to Freedom	Events	Social Justice	\$168.77	2.11%	0	0	0	1	1	2
	LTDC for Bold-Justice	Events	Social Justice	\$25.00	0.31%	1	0	0	1	1	3
	LTDC Christmas & E-o-Y	Trainings	Feed the Hungry	\$0.00	0.00%	0	0	0	0	0	0
			Visit the Prisoner	\$0.00	0.00%	0	0	0	0	0	0
			Welcome Someone In	\$0.00	0.00%	0	0	0	0	0	0
	LTDC for Autism Speaks	Events	Visit the Sick	\$0.00	0.00%	0	0	0	0	0	0
	LTDC for Child-in-Poverty	Events	Welcome Someone In	\$0.00	0.00%	7	0	4	5	10	26
	LTDC for CRS-Rice-Bowl	Events	Feed the Hungry	\$0.00	0.00%	0	0	0	1	1	2
	LTDC to Feed-the-Hungry	Events	Feed the Hungry	\$0.00	0.00%	0	0	0	0	0	0
	LTDC to Visit-the-Prisoner	Challenges	Visit the Prisoner	\$0.00	0.00%	0	0	0	0	0	0
	LTDC to Visit-the-Sick	Programs	Burry the Dead	\$0.00	0.00%	0	0	0	0	1	1
			Visit the Sick	\$0.00	0.00%	0	0	0	0	15	15
	LTDC to Visit-the-Sick @ JDCH	Events	Visit the Sick	\$0.00	0.00%	2	2	0	2	0	6
	LTDC to Visit-the-Sick @ SHC	Events	Visit the Sick	\$0.00	0.00%	0	0	0	0	0	0
	LTDC for UNICEF	Events	Welcome Someone In	-\$9.00	-0.11%	2	1	0	2	4	9
	Total			\$7,994.08	100.00%	16	3	5	23	50	97

Club Owned Vs. 3rd. Party Activities (Detail Report) (p2)											
Group	Activity	Type	Category	Amount	Percent	Cycl.	Runn.	Walk.	Volu.	Spon.	TOTAL
3rd. Party	Ride 4 Orphans	Events	Welcome Someone In	\$298.80	100.00%	8	0	0	3	5	16
	CityHouse 5K River Run	Events	Welcome Someone In	\$0.00	0.00%	0	5	0	1	0	6
	Great Cycle Challenge	Challenges	Visit the Sick	\$0.00	0.00%	0	0	0	0	0	0
	Tour de Cure	Events	Visit the Sick	\$0.00	0.00%	0	0	0	0	0	0
	Tour de St. Jude	Events	Visit the Sick	\$0.00	0.00%	1	0	0	1	0	2
	Total			\$298.80	100.00%	9	5	0	5	5	24

Events Vs. Programs Vs. Challenges Vs. Trainings

Type	Amount	Percent	Cyclists	Runners	Walkers	Volunteers	Sponsors	TOTAL
Programs	\$7,454.13	89.89%	4	0	1	11	33	49
Events	\$838.75	10.11%	21	8	4	17	22	72
Challenges	\$0.00	0.00%	0	0	0	0	0	0
Trainings	\$0.00	0.00%	0	0	0	0	0	0
Total	\$8,292.88	100.00%	25	8	5	28	55	121

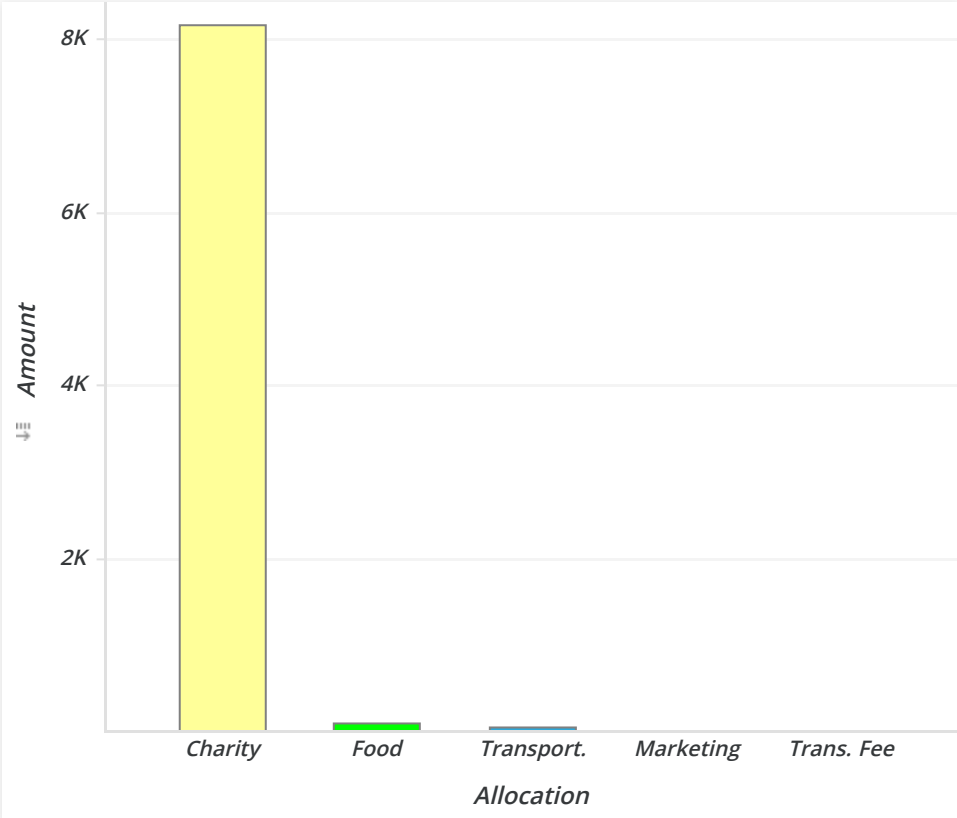
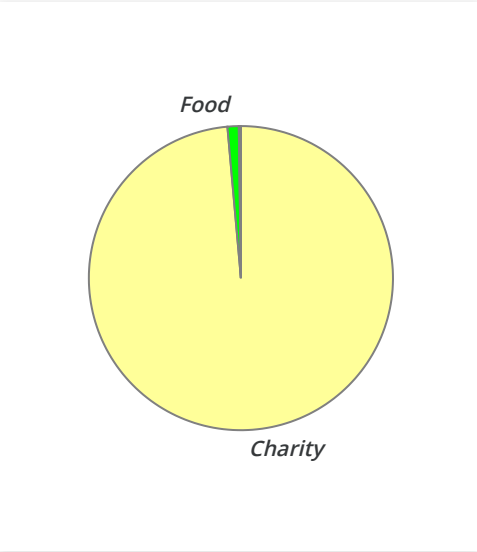


Events Vs. Programs Vs. Challenges Vs. Trainings (Detail Report)

Type	Activity	Group	Category	Amount	Percent	Cycl.	Runn.	Walk.	Volu.	Spon.	TOTAL
Events	LTDC to Hermanos de la Calle	Club Owned	Welcome Someone In	\$355.18	4.28%	0	0	0	0	0	0
	Ride 4 Orphans	3rd. Party	Welcome Someone In	\$298.80	3.60%	8	0	0	3	5	16
	LTDC to Freedom	Club Owned	Social Justice	\$168.77	2.04%	0	0	0	1	1	2
	LTDC for Bold-Justice	Club Owned	Social Justice	\$25.00	0.30%	1	0	0	1	1	3
	CityHouse 5K River Run	3rd. Party	Welcome Someone In	\$0.00	0.00%	0	5	0	1	0	6
	LTDC for Autism Speaks	Club Owned	Visit the Sick	\$0.00	0.00%	0	0	0	0	0	0
	LTDC for Child-in-Poverty	Club Owned	Welcome Someone In	\$0.00	0.00%	7	0	4	5	10	26
	LTDC for CRS-Rice-Bowl	Club Owned	Feed the Hungry	\$0.00	0.00%	0	0	0	1	1	2
	LTDC to Feed-the-Hungry	Club Owned	Feed the Hungry	\$0.00	0.00%	0	0	0	0	0	0
	LTDC to Visit-the-Sick @ JDCH	Club Owned	Visit the Sick	\$0.00	0.00%	2	2	0	2	0	6
	LTDC to Visit-the-Sick @ SHC	Club Owned	Visit the Sick	\$0.00	0.00%	0	0	0	0	0	0
	Tour de Cure	3rd. Party	Visit the Sick	\$0.00	0.00%	0	0	0	0	0	0
	Tour de St. Jude	3rd. Party	Visit the Sick	\$0.00	0.00%	1	0	0	1	0	2
	LTDC for UNICEF	Club Owned	Welcome Someone In	-\$9.00	-0.11%	2	1	0	2	4	9
	Total			\$838.75	10.11%	21	8	4	17	22	72
Programs	LTDC to Welcome-Some-In	Club Owned	Welcome Someone In	\$4,821.62	58.14%	0	0	0	0	8	8
	LTDC for Child-in-Poverty	Club Owned	Welcome Someone In	\$1,445.00	17.42%	2	0	0	0	6	8
	LTDC to Visit-the-Prisoner	Club Owned	Visit the Prisoner	\$792.38	9.55%	0	0	0	6	0	6
	LTDC to Feed-the-Hungry	Club Owned	Feed the Hungry	\$395.13	4.76%	2	0	1	5	3	11
	LTDC to Visit-the-Sick	Club Owned	Burry the Dead	\$0.00	0.00%	0	0	0	0	1	1
			Visit the Sick	\$0.00	0.00%	0	0	0	0	15	15
	Total			\$7,454.13	89.89%	4	0	1	11	33	49

Events Vs. Programs Vs. Challenges Vs. Trainings (Detail Report)											
Type	Activity	Group	Category	Amount	Percent	Cycl.	Runn.	Walk.	Volu.	Spon.	TOTAL
Challenges	Great Cycle Challenge	3rd. Party	Visit the Sick	\$0.00		0	0	0	0	0	0
	LTDC to Visit-the-Prisoner	Club Owned	Visit the Prisoner	\$0.00		0	0	0	0	0	0
	Total			\$0.00		0	0	0	0	0	0
Trainings	LTDC Christmas & E-o-Y	Club Owned	Feed the Hungry	\$0.00		0	0	0	0	0	0
			Visit the Prisoner	\$0.00		0	0	0	0	0	0
			Welcome Someone In	\$0.00		0	0	0	0	0	0
	Total			\$0.00		0	0	0	0	0	0

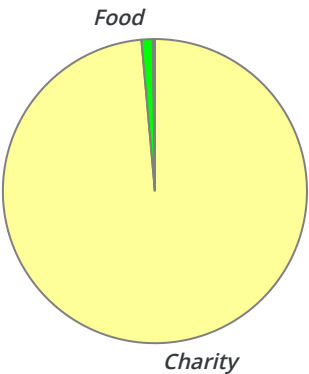
Charity Vs. Other Alloca...		
Allocation	Amount	Percent
Charity	\$8,173	98.55%
Food	\$100	1.21%
Transport.	\$20	0.24%
Total	\$8,293	100.00%



Charity Vs. Other Allocations (Detail Report) (p1)				
Activity	Group	Allocation	Amount	Percent
Ride 4 Orphans	3rd. Party	Charity	\$299	4.38%
LTDC to Welcome-Some-In	Club Owned	Charity	\$4,822	70.67%
LTDC to Visit-the-Prisoner	Club Owned	Charity	\$792	11.61%
LTDC to Hermanos de la Calle	Club Owned	Charity	\$235	3.45%
		Food	\$100	1.47%
		Transport.	\$20	0.29%
LTDC to Freedom	Club Owned	Charity	\$169	2.47%
LTDC to Feed-the-Hungry	Club Owned	Charity	\$395	5.79%

Charity Vs. Other Alloca...

Allocation	Amount	Percent
Charity	\$8,173	98.55%
Food	\$100	1.21%
Transport.	\$20	0.24%
Total	\$8,293	100.00%



Charity Vs. Other Allocations (Detail Report) (p2)

Activity	Group	Allocation	Amount	Percent
LTDC for Child-in-Poverty	Club Owned	Charity	\$1,445	98.30%
LTDC for Bold-Justice	Club Owned	Charity	\$25	1.70%

