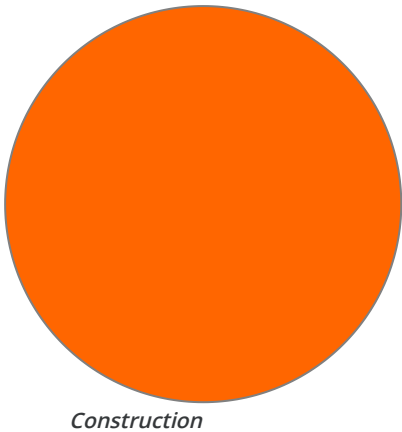
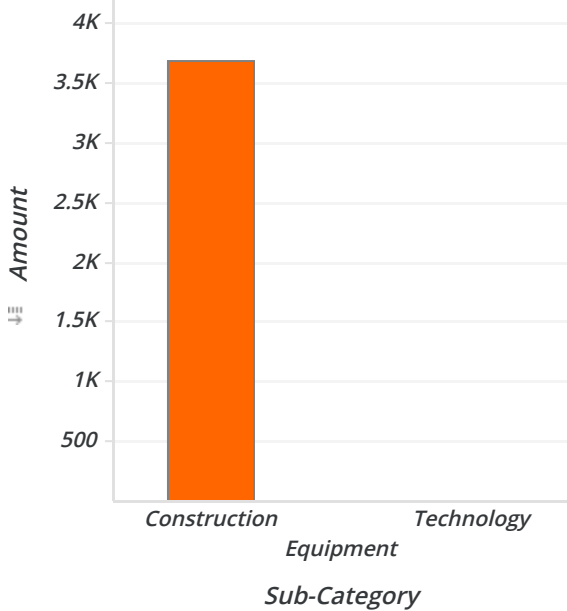


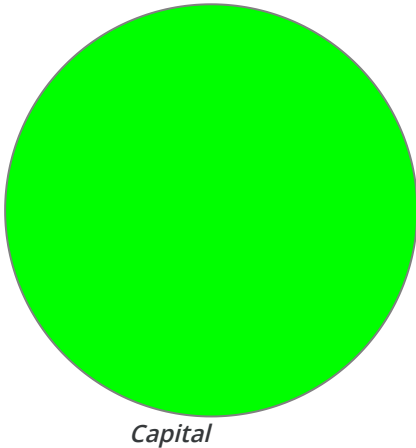
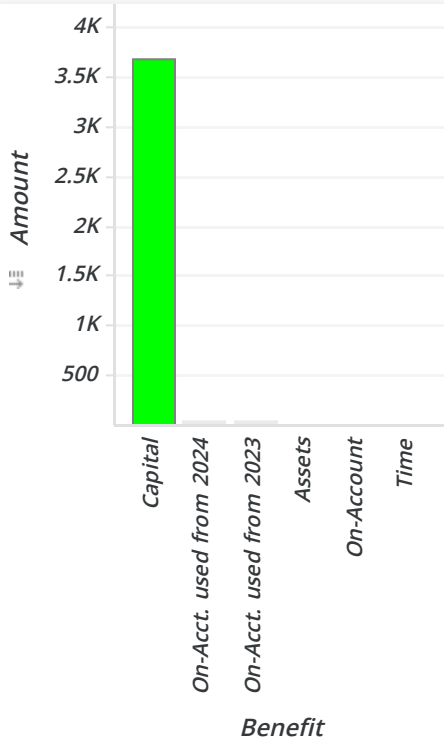
Annual Services

Sub-Category	Amount	Percent
Construction	\$3,687.25	100.00%
Equipment	\$0.00	0.00%
Technology	\$0.00	0.00%
Total	\$3,687.25	100.00%



Annual Services

Sub-Category	Benefit	Amount	Percent
Construction	Capital	\$3,687.25	100.00%
	On-Account	\$0.00	0.00%
	On-Acct. used from 2023	\$0.00	0.00%
	Time	\$0.00	0.00%
Equipment	On-Acct. used from 2024	\$0.00	0.00%
	Assets	\$0.00	0.00%
	On-Account	-\$0.00	-0.00%
Technology	Capital	\$0.00	0.00%
	Time	\$0.00	0.00%
Total		\$3,687.25	100.00%



Annual Services (Detail Report) (P.1)

Sub-Category	Benefit	Sub-Activity	Amount	Percent	Vol.	Spon.
Construction	Capital	0	\$0.00	0.00%	1	1
		2025 Total Charitable Goods from LTDC Construction Services	\$200.00	5.42%	0	0
		Project (12): Padre Fernando's Adoration Chapel Jesus Nazareno	\$1,196.99	32.46%	1	
		Project (13): Padre Sergio's Roof Raising Project Divina Misericordia	\$2,290.26	62.11%	1	0
		Total	\$3,687.25	100.00%	3	1
	On-Account	2025 LTDC Construction Services Fundraise Balance (After Allocation):	\$0.00	0.00%	0	0
		Total	\$0.00	0.00%	0	0
	On-Acct. used from 2023	On-Account Projects Funds used from 2024	\$0.00	0.00%	0	0
		Total	\$0.00	0.00%	0	0
	Time	2025 Total Charitable Hours from LTDC Construction Services: 0 hrs.	\$0.00	0.00%	0	0
		Total	\$0.00	0.00%	0	0
	Total		\$3,687.25	100.00%	3	1

Annual Services (Detail Report) (P.2)


Sub-Category	Benefit	Sub-Activity	Amount	Percent	Vol.	Spon.
Equipment	Assets	0	\$0.00		0	0
		2025 - Total Transfer Fees	\$0.00		0	0
					0	0
		Total	\$0.00		0	0
	On-Account	2025 (On-Account) Balance Remaining to Use for Equipment & Tools	-\$0.00		0	0
		Total	-\$0.00		0	0
	On-Acct. used from 2024	On-Account Equipment Funds used from 2024	\$0.00		0	0
		Total	\$0.00		0	0
	Total		\$0.00		0	0

Annual Services (Detail Report) (P.2)

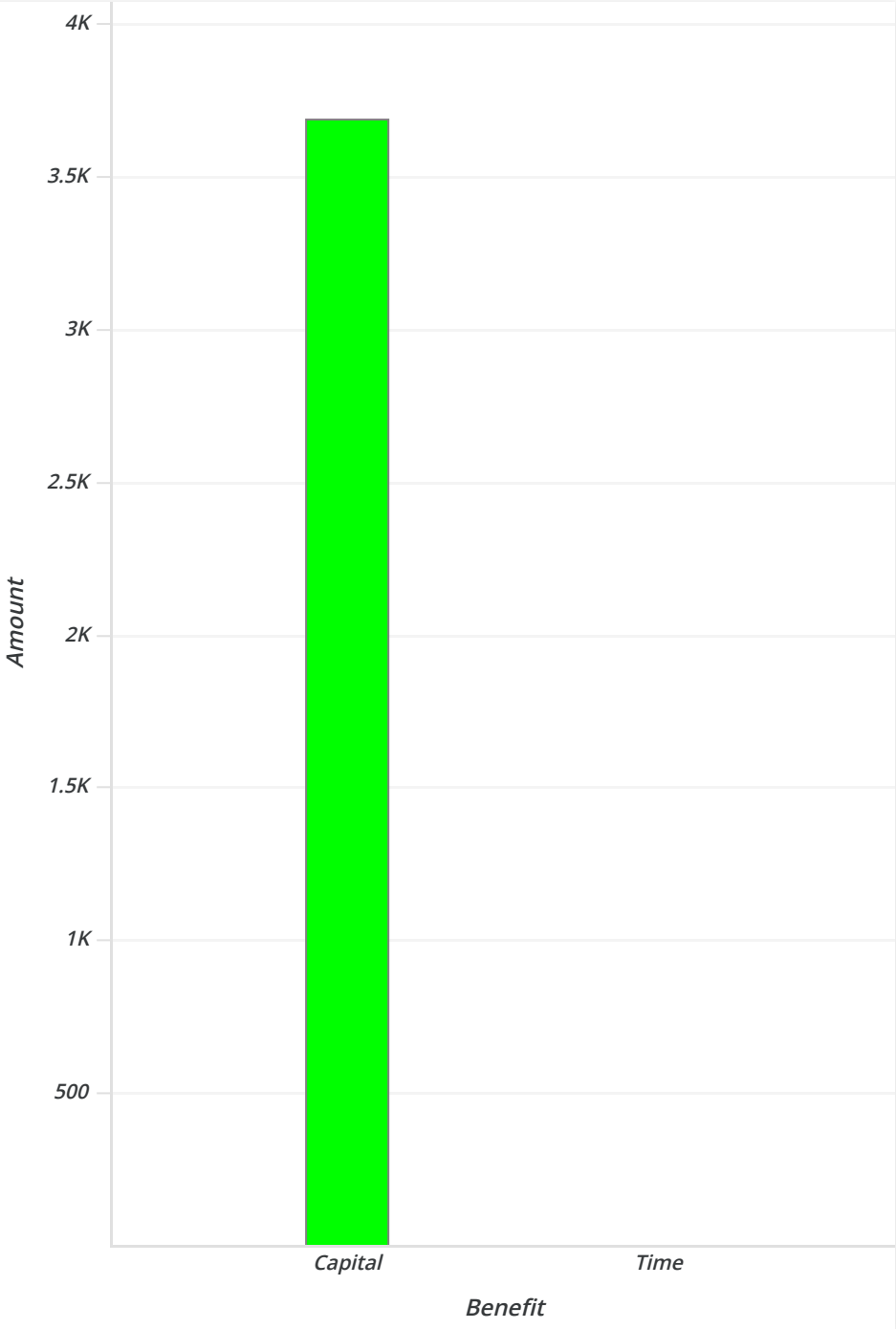
Sub-Category	Benefit	Sub-Activity	Amount	Percent	Vol.	Spon.
Technology	Capital	2025 Total of Technology Donated from LTDC Construction Services	\$0.00		0	0
		Total	\$0.00		0	0
	Time	2025 Total Charitable Technology Hours from LTDC Construction Services: 0 hrs.	\$0.00		0	0
		Total	\$0.00		0	0
	Total		\$0.00		0	0

Capital Vs Time Donated in Projects

Benefit	Sub-Category	Amount	Percent	Volunt.	Spons.
Capital	Construction	\$3,687.25	100.00%	3	1
	Technology	\$0.00	0.00%	0	0
	Total	\$3,687.25	100.00%	3	1
Time	Construction	\$0.00	0.00%	0	0
	Technology	\$0.00	0.00%	0	0
	Total	\$0.00	0.00%	0	0
Total		\$3,687.25	100.00%	3	1



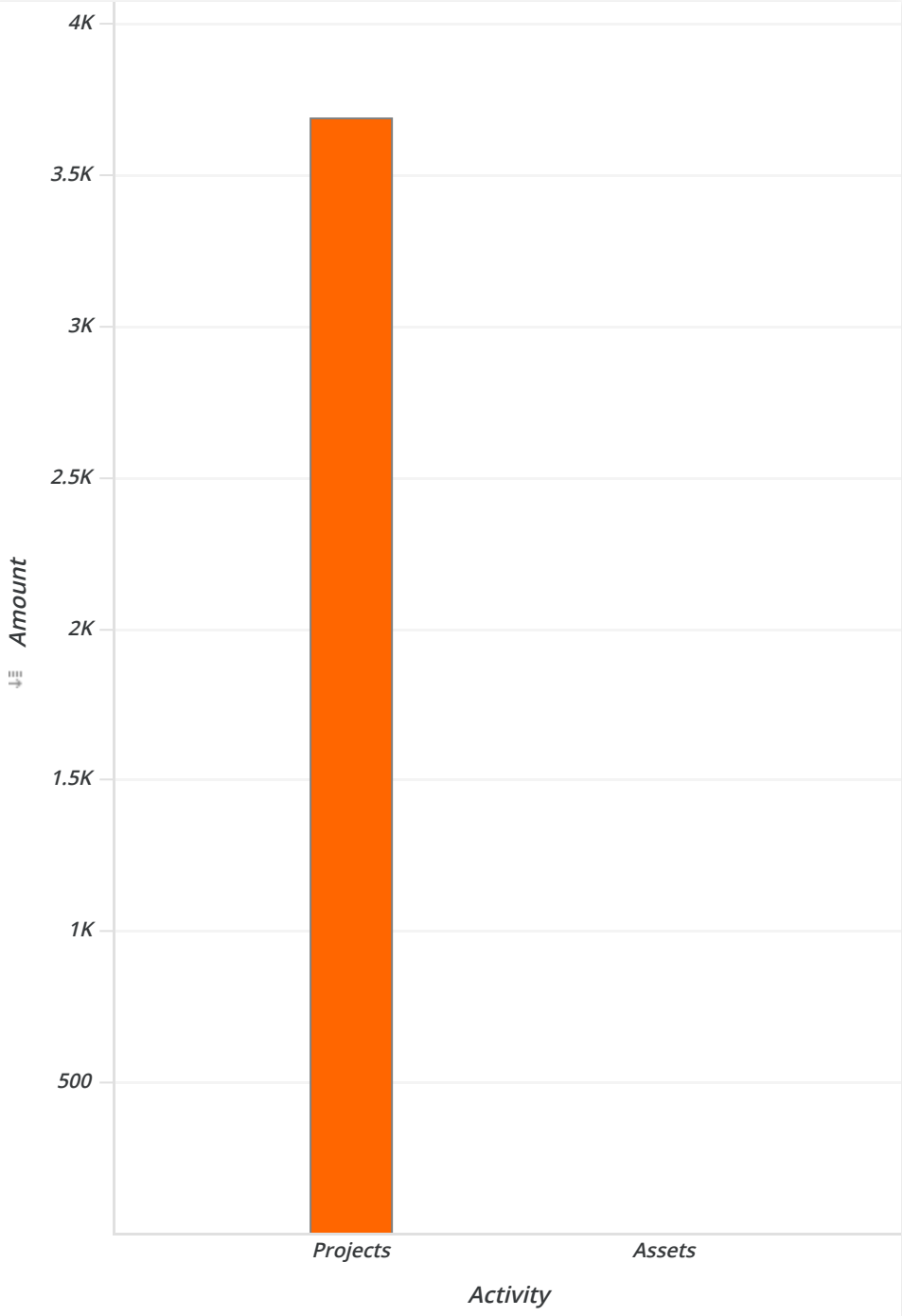

Capital



Capital Vs Time Donated in Proyects (Detail Report)


Benefit	Activity	Sub-Activity	Amount	Percent	Vol.	Spon.
Time	Projects	2025 Total Charitable Hours from LTDC Construction Services: 0 hrs.	\$0.00	0.00%	0	0
		2025 Total Charitable Technology Hours from LTDC Construction Services: 0 hrs.	\$0.00	0.00%	0	0
	Total	\$0.00	0.00%	0	0	
Capital	Projects	0	\$0.00	0.00%	1	1
		2025 Total Charitable Goods from LTDC Construction Services	\$200.00	5.42%	0	0
		2025 Total of Technology Donated from LTDC Construction Services	\$0.00	0.00%	0	0
		Project (12): Padre Fernando's Adoration Chapel Jesus Nazareno	\$1,196.99	32.46%	1	
		Project (13): Padre Sergio's Roof Raising Project Divina Misericordia	\$2,290.26	62.11%	1	0
	Total	\$3,687.25	100.00%	3	1	
Total			\$3,687.25	100.00%	3	1

Projects Vs Assets					
Activity	Sub-Category	Amount	Percent	Volunt.	Spons.
Projects	Construction	\$3,687.25	100.00%	3	1
	Technology	\$0.00	0.00%	0	0
	Total	\$3,687.25	100.00%	3	1
Assets	Equipment	\$0.00	0.00%	0	0
	Total	\$0.00	0.00%	0	0
Total		\$3,687.25	100.00%	3	1

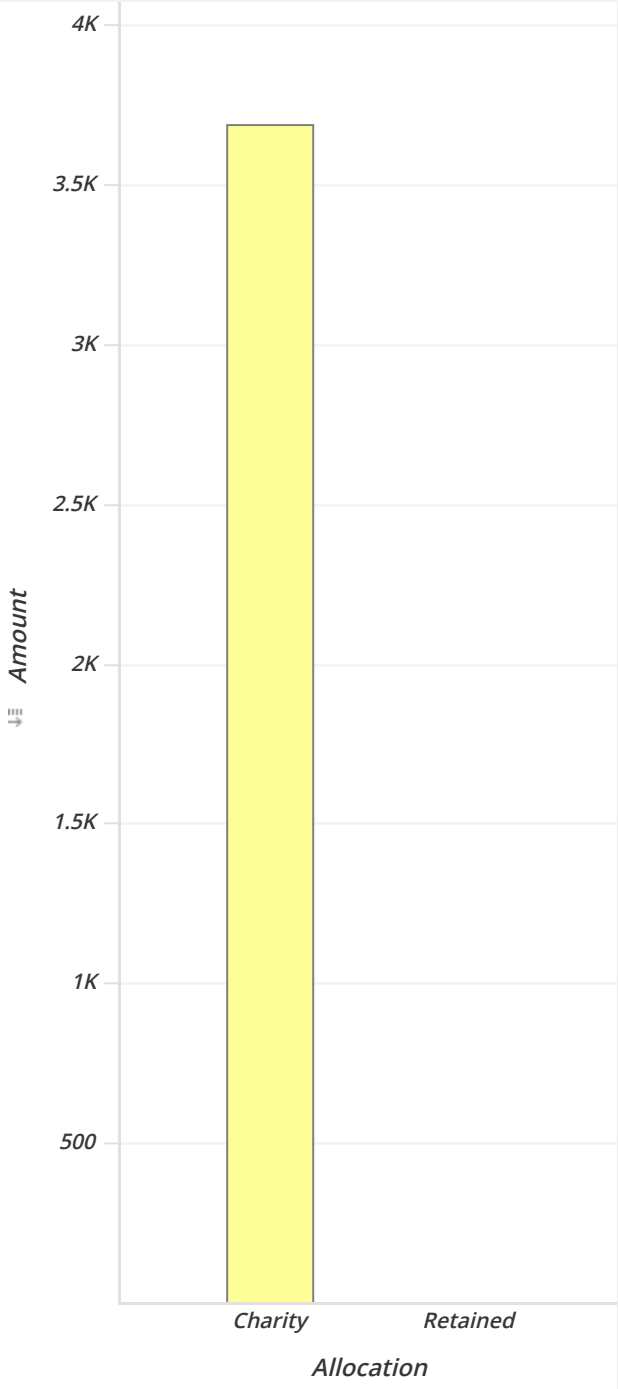


Charity Vs. Other Allocations

Allocation	Amount	Percent
Charity	\$3,687	100.00%
Retained	\$0	0.00%
Total	\$3,687	100.00%



Charity



Charity Vs. Other Allocations (Detail Report)

Allocation	Sub-Category	Activity	Benefit	Group	Amount	Percent	Vol.	Spon.
Charity	Construction	Projects	Capital	Club Owned	\$3,687	100.00%	3	1
			On-Account	Club Owned	\$0	0.00%	0	0
			On-Acct. used from 2023	Club Owned	\$0	0.00%	0	0
			Time	Club Owned	\$0	0.00%	0	0
		Total		\$3,687	100.00%	3	1	
	Technology	Projects	Capital	Club Owned	\$0	0.00%	0	0
			Time	Club Owned	\$0	0.00%	0	0
		Total		\$0	0.00%	0	0	
	Total		\$3,687	100.00%	3	1		
	Retained	Equipment	Assets	On-Acct. used from 2024	Club Owned	\$0	0.00%	0
Assets				Club Owned	\$0	0.00%	0	0
On-Account				Club Owned	(\$0)	-0.00%	0	0
Total				\$0	0.00%	0	0	
Total			\$0	0.00%	0	0		