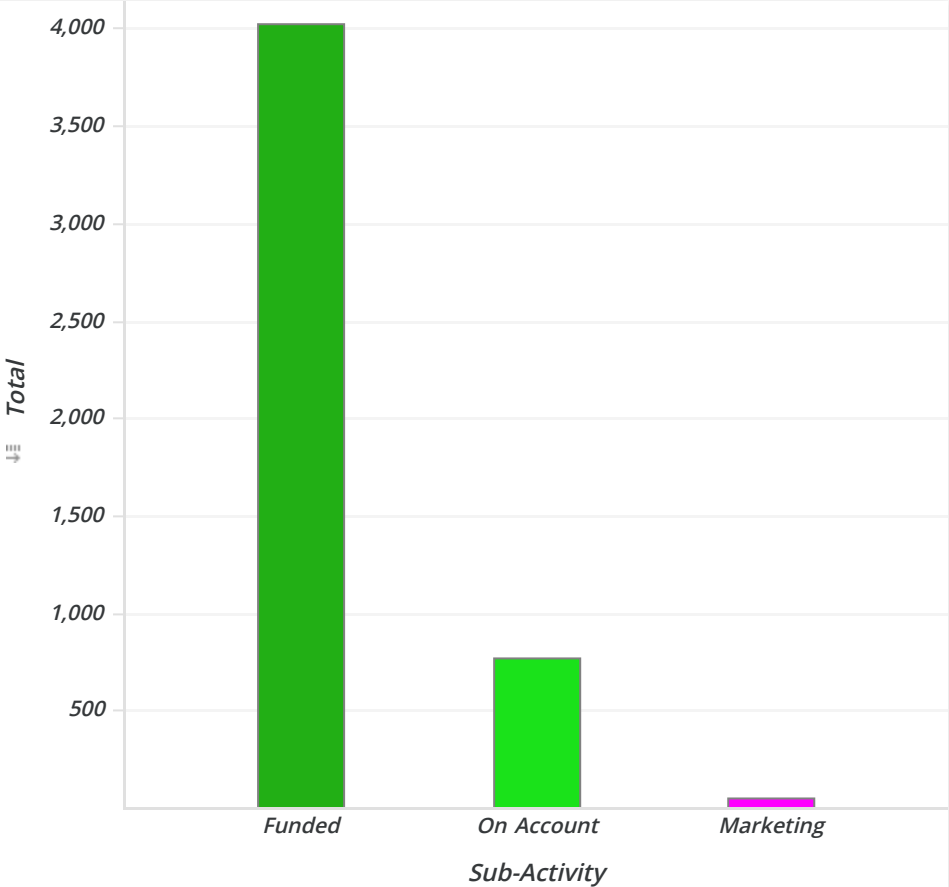
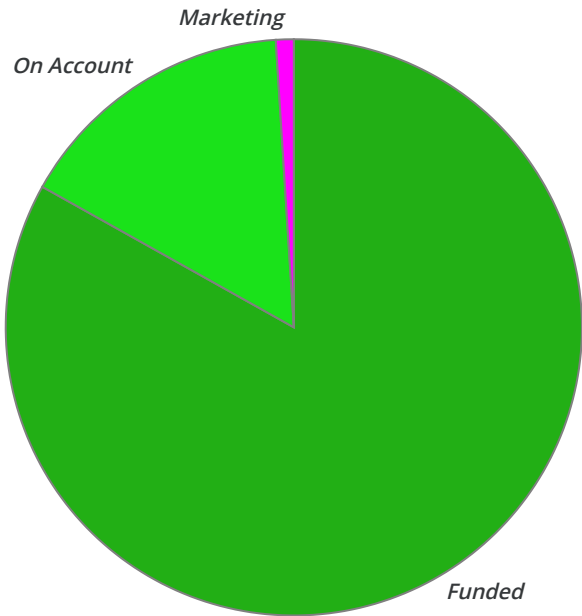
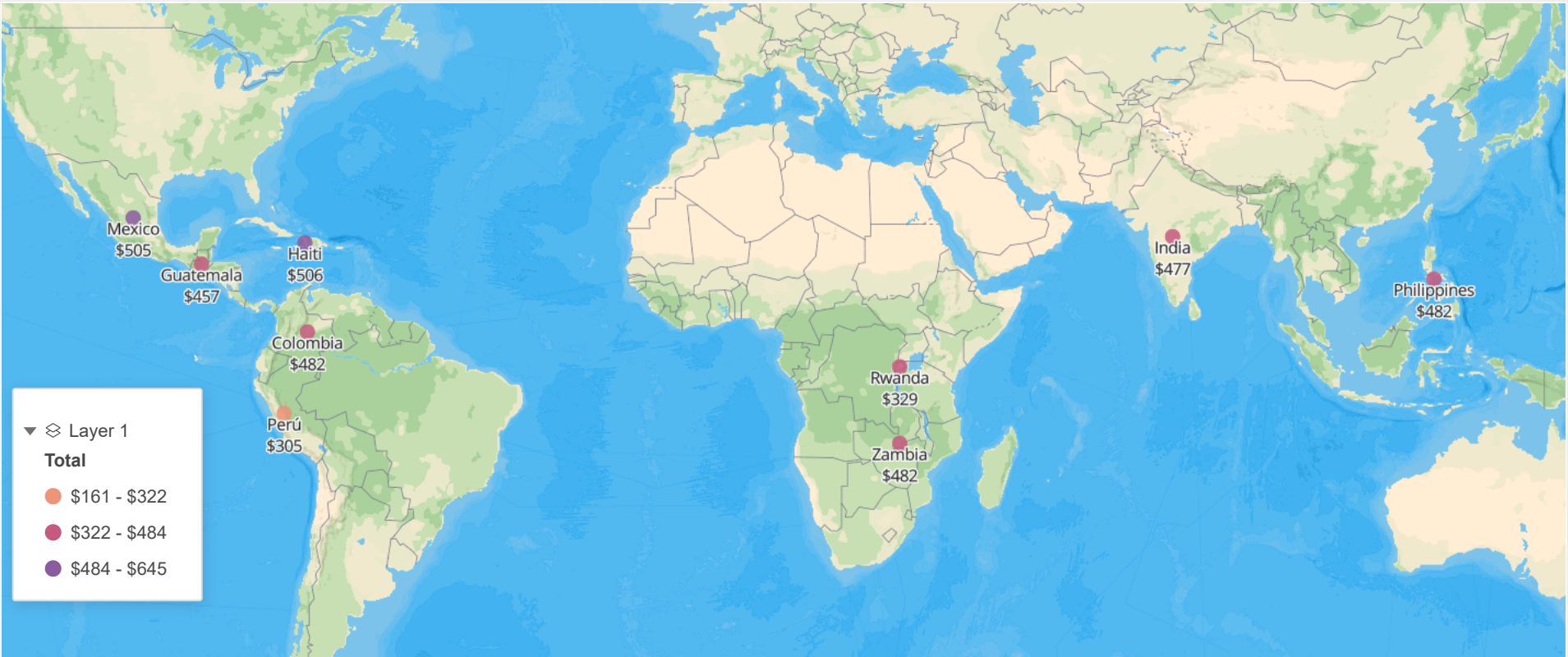


Child-in-Poverty Distribution		
SubActivity	Total	Percent
Funded	\$4,025	83.09%
On Account	\$769	15.88%
Marketing	\$50	1.04%
Total	\$4,844	100.00%

On-Account Distribution		
On-Account	Total	Percent
Annual Event	\$1,079	140.29%
Prior Year	\$660	85.83%
Monthly Remain	\$300	39.01%
Annual Training	\$65	8.45%
Prepaid	\$60	7.80%
Funds Used this Year	(\$1,395)	-181.38%
Total	\$769	100.00%

Marketing Detail		
Member	Marketing	Total
Alejandro	Awards	\$18
	Food-Ent.	\$16
Event	PayPalFee	\$16
Total		\$50





Care Giver	Country	Child	Spons.	B-Day	X-Mas	Total	Percent
Children Int.	Colombia	Santiago	\$432	\$25	\$25	\$482	12%
	Guatemala	Katerin	\$432	\$0	\$25	\$457	11%
	India	Paridhi	\$432	\$25	\$20	\$477	12%
	Philippines	Danica	\$432	\$25	\$25	\$482	12%
	Zambia	Isaac	\$432	\$25	\$25	\$482	12%
Compassion	Haiti	Dave	\$456	\$25	\$25	\$506	13%
	Rwanda	Siboman	\$304	\$0	\$25	\$329	8%
Unbaund	Mexico	Genesis	\$480	\$0	\$25	\$505	13%
	Perú	Lucas	\$280	\$0	\$25	\$305	8%
Total			\$3,680	\$125	\$220	\$4,025	100%

2021 (NET) - World Map - Country Distribution

