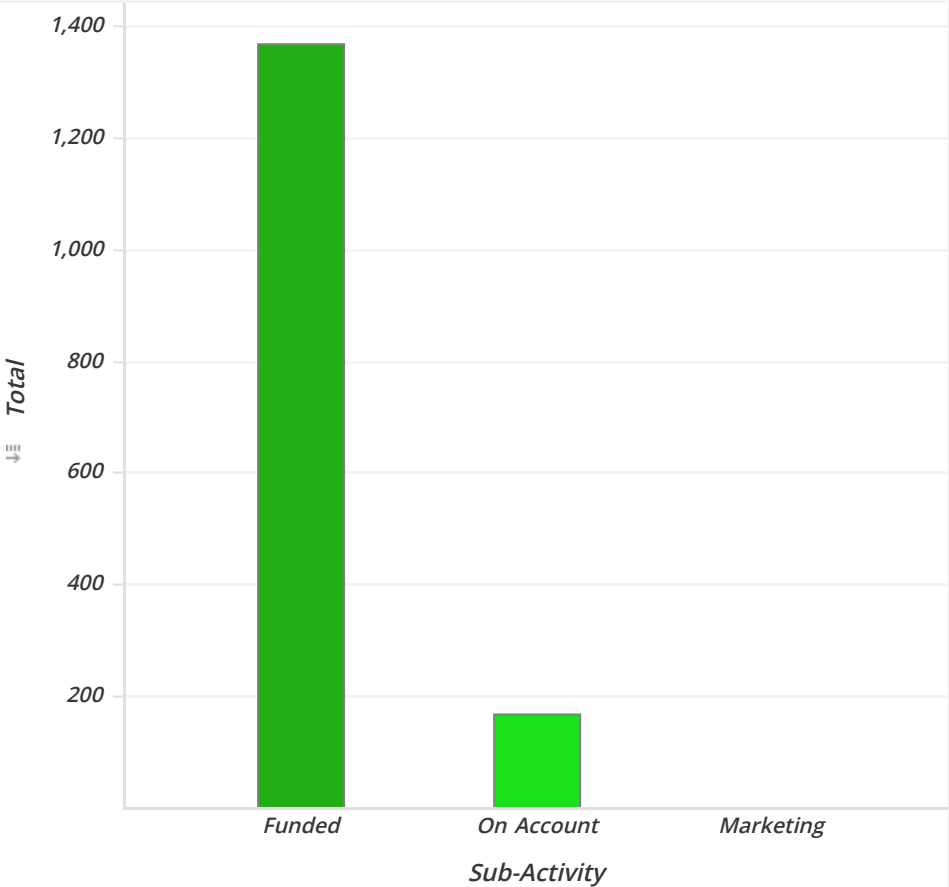
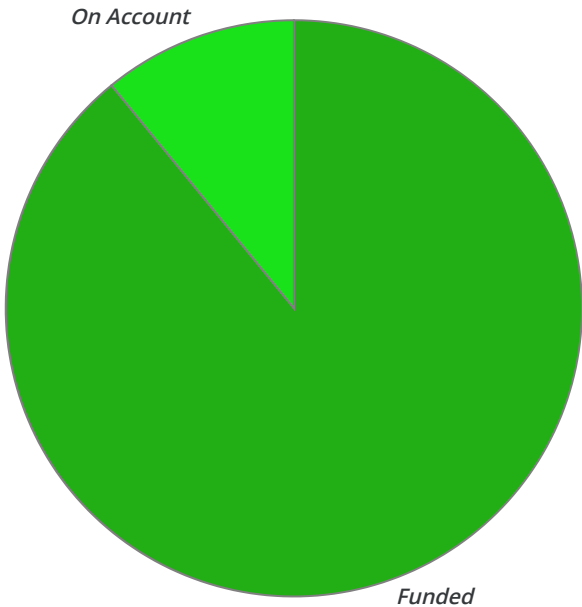
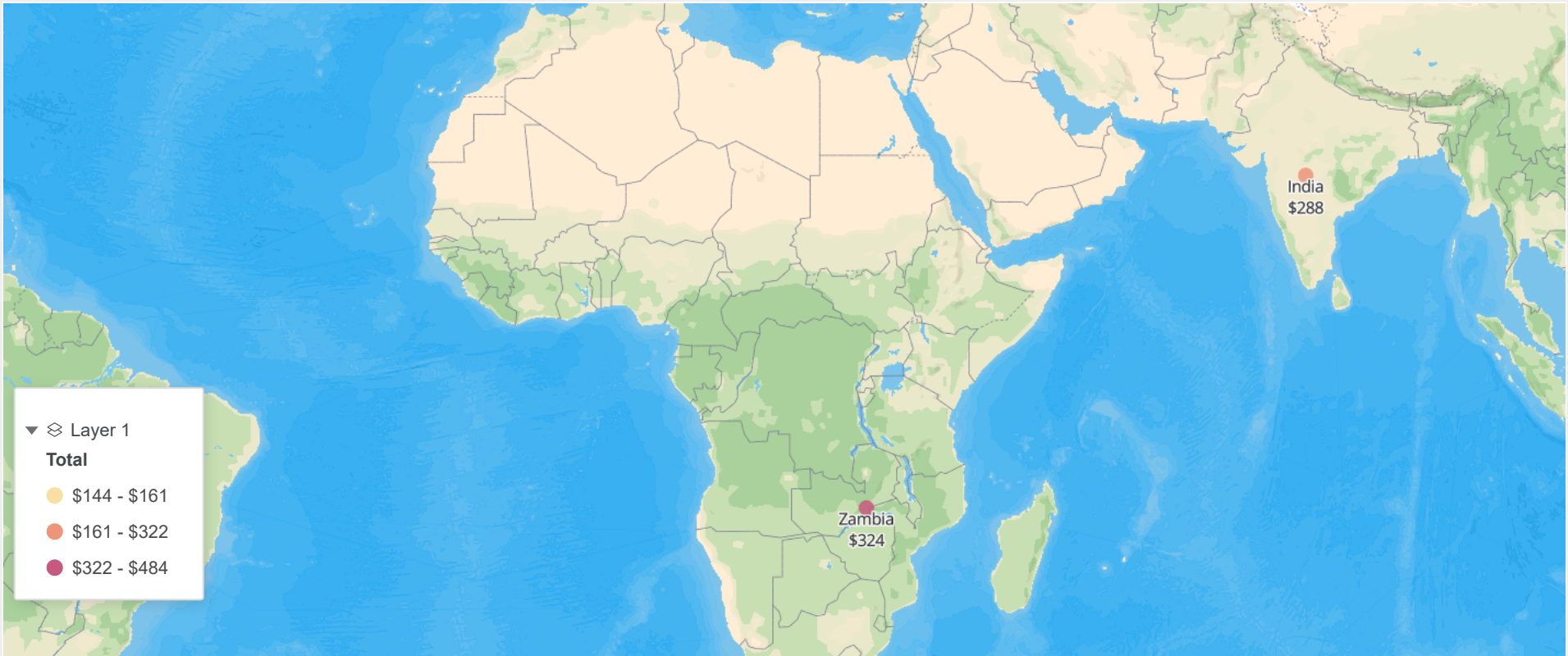


Child-in-Poverty Distribution		
SubActivity	Total	Percent
Funded	\$1,368	89.06%
On Account	\$168	10.94%
Marketing	\$0	0.00%
Total	\$1,536	100.00%

On-Account Distribution		
On-Account	Total	Percent
Monthly Remain	\$108	64.29%
Prepaid	\$60	35.71%
Annual Event	\$0	0.00%
Annual Training	\$0	0.00%
Funds Used this Year	\$0	0.00%
Prior Year	\$0	0.00%
Total	\$168	100.00%

Marketing Detail		
Member	Marketing	Total
Alejandro	Awards	\$0
	Food-Ent.	\$0
	T-Shirts	\$0
Event	Food-Ent.	\$0
	PayPalFee	\$0
	T-Shirts	\$0
Total		\$0





Care Giver	Country	Child	Spons.	B-Day	X-Mas	Total	Percent
Children Int.	Colombia	Santiago	\$324	\$0	\$0	\$324	24%
	Guatemala	Katerin	\$144	\$0	\$0	\$144	11%
	India	Paridhi	\$288	\$0	\$0	\$288	21%
	Philippines	Danica	\$288	\$0	\$0	\$288	21%
	Zambia	Isaac	\$324	\$0	\$0	\$324	24%
Total			\$1,368	\$0	\$0	\$1,368	100%

2019 (NET) - World Map - Country Distribution

