

OMOLOGATO®
1p)mobile



HOOSIER BRITISH SIDECAR CHAMPIONSHIP

MSVR
MOTORSPORT VISION RACING



Round 2
Donington Park GP
17th – 19th May 2024

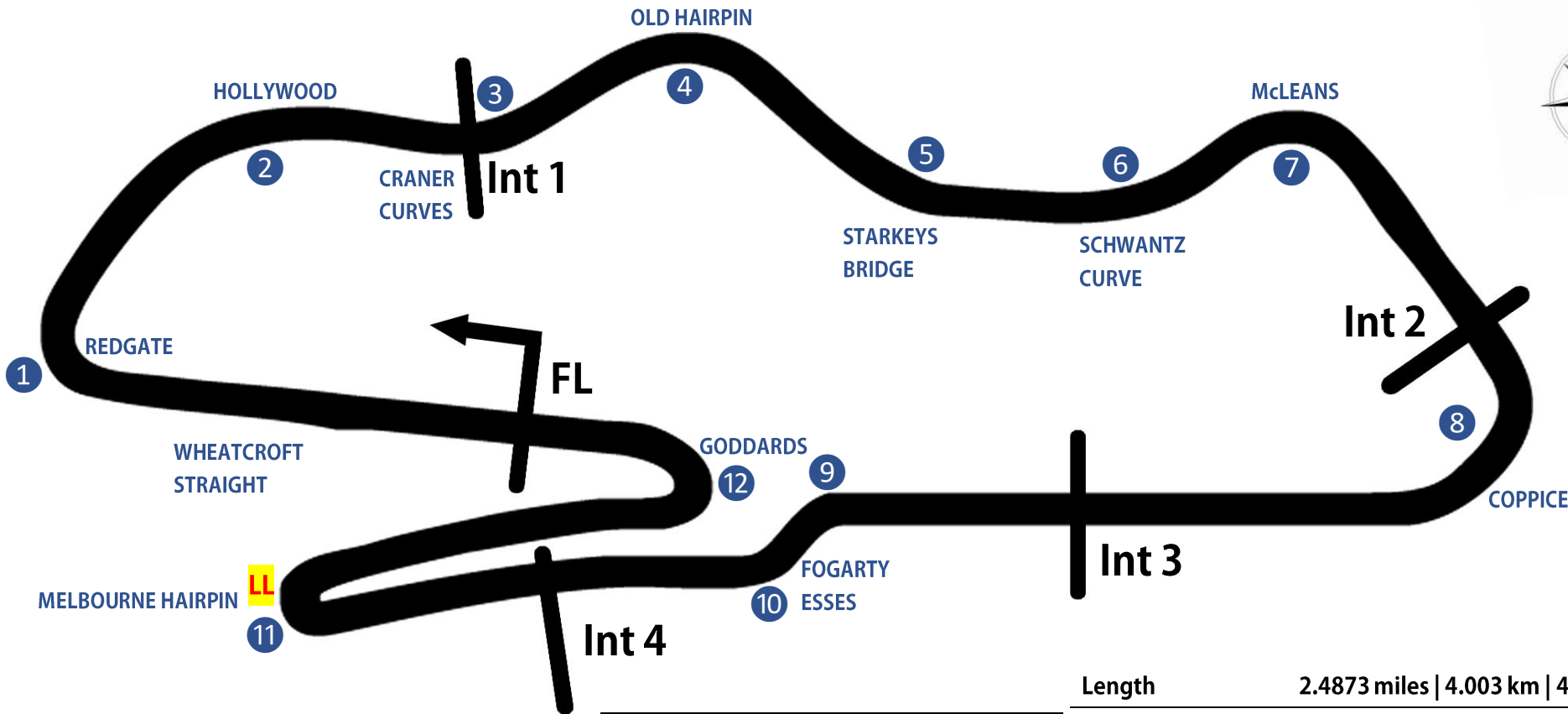


Timing & Results Provided by Timing Solutions Ltd

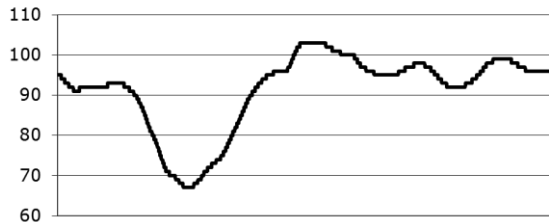
www.tsl-timing.com

Donington Park GP Circuit

Castle Donington, Derby, UK



Circuit Altitude (m)



Race Lap Records		Best Sector Information (Any Session)							
		S1	S1 mph	S2	S3	S3 mph	S3	S5	FL mph
Superbike	1:27.593	18.642	132.6	23.902	11.119	171.6	10.387	22.643	125.6
Superstock (1000)	1:29.456	18.835	129.8	24.300	11.235	168.6	10.726	23.200	124.5
Supersport/ GP2	1:30.175	19.338	130.8	24.485	11.559	154.9	10.833	23.309	114.4
Sidecar 600	1:35.050	20.788	128.5	24.991	12.464	131.8	11.421	24.889	96.2
BMW F900 R Cup	1:37.059	20.859	122.6	26.175	12.795	132.8	11.754	24.925	99.4
BTC 2020	1:40.017	21.530	123.3	26.517	12.822	126.1	11.503	25.800	94.2
Sportbike	TBE	TBE	TBE	TBE	TBE	TBE	TBE	TBE	TBE
Superteen	TBE	TBE	TBE	TBE	TBE	TBE	TBE	TBE	TBE
BSB Best Lap Ever	1:27.196	Jason O' Halloran - McAMS Yamaha - (Q2 - 30/9/23)							

Length	2.4873 miles 4.003 km 4003m		
FL	Start @ 60m	52.82971 N	1.37867 W
Int 1	941m	52.83226 N	1.37893 W
Int 2	2096m	52.82978 N	1.36508 W
Int 3	2641m	52.82866 N	1.37129 W
Int 4	3156m	52.82843 N	1.37848 W
Pit Entry	3976m	52.82951 N	1.37832 W
Pit Exit	229m after FL	52.82996 N	1.38205 W
Pit Entry - Pit Exit	256m, 18.4s @ 50kph, 15.3s @ 60kph		

(LL) LONG LAP - OUTSIDE OF T11 / MELBOURNE HAIRPIN



2024 Bennetts British Superbike Championship - Round 3

2024 Hoosier British Sidecar Championship



START LIST

NO	CL	NAME	NAT	ENTRY
2	GP	J.HOLDEN / GORDON	J.HOL	LCR Yamaha - John Holden Racing
3	F2	CROWE / CROWE	CRO	LCR Honda - Kel Properties
4	CUP	PEACH / EDWARDS	PEA	LCR Yamaha - Life Safety Motorsport
5	GP	BIGGS / SEGERS	BIG	LCR Yamaha - Express Tyre Service/Santander Salt
8	CUP	M.BELL / COLBROOK	M.BEL	LCR Yamaha - Bell Marin Racing/HFF
17	CUP	CLARKE / ENSOR	CLA	LCR Honda - Centurion Packaging / Finline Sealants / CYB Fibreglass & City Lifting
18	CUP	P.BELL / HYDE	P.BEL	LCR Yamaha - Marin Motorsports / HFF Civil Engineering
26	CUP	ATKINSON / MIDDLETON	ATK	Adolf RS Honda - Meccia/RAFMSA
27	CUP	KIRBY / KIRBY	KIT	Adolf RS Yamaha - KRT Racing
29	GP	KERSHAW / CHARLWOOD	KER	LCR Yamaha -
34	GP	CHRISTIE / CHRISTIE	CHR	LCR Yamaha - Hannafin Contractors
38	CUP	MOSS / HOPE	MOS	LCR Yamaha - LifeSafety Motorsport - CMR
76	F2	PEARSON / RESTALL	PEA	LCR Suzuki - Direct Commercials/ABS Racing
77	GP	REEVES / WILKES	REE	Adolf RS Yamaha - Bonovo Action/Tim Reeves Racing
84	CUP	LAILOW / LAIDLOW	LAI	LCR Yamaha - Express Tyre Service / Pendragon Services Inc / Eife Racing / Marin Motorsport
89	CUP	HAUXWELL / HAUXWELL	HAU	Adolf RS Yamaha - Haz Beanz / CJK Racing
91	GP	WILLIAMS / PITT	WIL	LCR Yamaha - NaTimber - AQ Logistics
93	GP	G.HOLDEN / LAWRENCE	G.HOL	LCR Kawasaki - Holden Racing
95	GP	BLACKSTOCK / ROSNEY	BLA	LCR Yamaha - Dave Holden Racing
111	GP	CABLE / RICHARDSON	CAB	LCR Yamaha - L&W Racing

Total Competitors: 20

Donington Park GP: 2.4873 miles

Printed - 11:37 Tuesday, 14 May 2024

Results can be found at www.tsl-timing.com



2024 British Sidecar Championship
RIDER PERFORMANCE CHART



GP CLASS		13th / 14th April Pembrey			17th - 19th May Donington Park GP		14th - 16th June Knockhill		5th - 7th July Snetterton 300		3rd / 4th August Cadwell Park			11th - 13th October Brands Hatch GP		Championship Position
#	NAME / BIKE	1	2	3	4	5	6	7	8	9	10	11	12	13	14	
95	BLACKSTOCK / ROSNEY (LCR Yamaha)	1*	1	DNS												
93	G.HOLDEN / LAWRENCE (LCR Kawasaki)	2	3	3												
5	BIGGS / SEGERS (LCR Yamaha)	3	5	1												
2	J.HOLDEN / GORDON (Adolf RS Kawasaki)	4	4	4												
91	WILLIAMS / PITT (LCR Yamaha)	5	2*	2*												

CUP CLASS		1			2		3		4		5		6		7		8		9		10		11		12		13		14	
#	NAME / BIKE	1	2	3	4	5	6	7	8	9	10	11	12	13	14	15	16	17	18	19	20	21	22	23	24	25	26	27	28	
84	LAILOW / LAILOW (LCR)	1*	1*	1*																										
27	KIRBY / KIRBY (Adolf RS Yamaha)	2	3	2																										
100	STEVENS / STEVENS (Ryde)	3	2	3																										
17	CLARKE / ENSOR (LCR Honda)	4	4	4																										
88	NICOL / CONIL (LCR)	5	DNF	DNS																										
4	PEACH / EDWARDS (LCR)	6	DNS	DNS																										
26	ATKINSON / SMITH (Adolf RS Yamaha)	7	5	5																										
38	MOSS / HOPE (LCR)	8	DNF	DNS																										
89	HAUXWELL / HAUXWELL (Adolf RS)	DNF	DNF	DNS																										

F2 CLASS		1			2		3		4		5		6		7		8		9		10		11		12		13		14	
#	NAME / BIKE	1	2	3	4	5	6	7	8	9	10	11	12	13	14	15	16	17	18	19	20	21	22	23	24	25	26	27	28	
3	CROWE / CROWE (LCR Yamaha)	1*	DNF	1*																										
44	FOUND / GIBBONS (LCR Yamaha)	2	1*	DNF																										
76	PEARSON / RESTALL (LCR Suzuki)	3	2	DNF																										

* Denotes Fastest Lap | DNF = Did Not Finish | DNQ = Did Not Qualify | DNS = Did Not Start |

NC = Finished but Not Classified | DQ - Disqualified | Change of Team/Machine ||

Denotes Pole Position

Wildcard / None Points Scorer

2024 British Sidecar Championship
LAPS LED



GP CLASS		13th / 14th April Pembrey			17th - 19th May Donington Park GP		14th - 16th June Knockhill		5th - 7th July Snetterton 300		3rd / 4th August Cadwell Park			11th - 13th October Brands Hatch GP		TOTAL
#	NAME / BIKE	1	2	3	4	5	6	7	8	9	10	11	12	13	14	
96	BLACKSTOCK / ROSNEY (LCR Yamaha)	15	14													29
5	BIGGS / SEGERS (LCR Yamaha)			10												10
91	WILLIAMS / PITT (LCR Yamaha)			4												4
																0

CUP CLASS

#	NAME / BIKE	1	2	3	4	5	6	7	8	9	10	11	12	13	14	TOTAL
84	L Aidlow / Laidlow	15	14	14												43
																0

F2 CLASS

#	NAME / BIKE	1	2	3	4	5	6	7	8	9	10	11	12	13	14	TOTAL
3	Crowe / Crowe	14	1	14												29
44	Found / Gibbons	1	13													14
																0

BOLD NUMBER INDICATES RACE WINNER

FREE PRACTICE - CLASSIFICATION

POS	NO	CL	PIC	NAME	NAT	ENTRY	TIME	ON	LAPS	GAP	DIFF	MPH
1	34	GP	1	CHRISTIE / CHRISTIE		LCR Yamaha - Hannafin Contractors	1:36.195	13	14			93.08
2	95	GP	2	BLACKSTOCK / ROSNEY		LCR Yamaha - Dave Holden Racing	1:36.658	11	11	0.463	0.463	92.64
3	29	GP	3	KERSHAW / CHARLWOOD		LCR Yamaha -	1:36.981	10	11	0.786	0.323	92.33
4	93	GP	4	G.HOLDEN / LAWRENCE		LCR Kawasaki - Holden Racing	1:38.705	7	13	2.510	1.724	90.71
5	5	GP	5	BIGGS / SEGERS		LCR Yamaha - Express Tyre Service/Santander Salt	1:39.766	9	11	3.571	1.061	89.75
6	91	GP	6	WILLIAMS / PITT		LCR Yamaha - NaTimber - AQ Logistics	1:39.885	7	8	3.690	0.119	89.64
7	84	CUP	1	LIDLLOW / LIDLLOW		LCR Yamaha - Express Tyre Service / Pendragon Sen	1:40.591	8	9	4.396	0.706	89.01
8	18	CUP	2	P.BELL / HYDE		LCR Yamaha - Marin Motorsports / HFF Civil Engineer	1:40.924	11	11	4.729	0.333	88.72
9	27	CUP	3	KIRBY / KIRBY		Adolf RS Yamaha - KRT Racing	1:41.514	6	10	5.319	0.590	88.20
10	111	GP	7	CABLE / RICHARDSON		LCR Yamaha - L&W Racing	1:42.491	12	13	6.296	0.977	87.36
11	2	GP	8	J.HOLDEN / GORDON		LCR Yamaha - John Holden Racing	1:44.188	4	5	7.993	1.697	85.94
12	8	CUP	4	M.BELL / COLBROOK		LCR Yamaha - Bell Marin Racing/HFF	1:44.274	11	14	8.079	0.086	85.87
13	77	GP	9	REEVES / WILKES		Adolf RS Yamaha - Bonovo Action/Tim Reeves Racing	1:45.124	4	7	8.929	0.850	85.17
14	17	CUP	5	CLARKE / ENSOR		LCR Honda - Centurion Packaging / FINELINE Sealants	1:45.347	4	7	9.152	0.223	84.99
15	38	CUP	6	MOSS / HOPE		LCR Yamaha - LifeSafety Motorsport - CMR	1:49.742	8	10	13.547	4.395	81.59

QUALIFYING LAPTIME (115.0% of 1:36.195) = 1:50.624

16	76	F2	1	PEARSON / RESTALL		LCR Suzuki - Direct Commercials/ABS Racing	1:53.065	3	7	16.870	3.323	79.19
17	89	CUP	7	HAUXWELL / HAUXWELL		Adolf RS Yamaha - Haz Beanz / CJK Racing	2:02.357	2	3	26.162	9.292	73.18
18	4	CUP	8	PEACH / EDWARDS		LCR Yamaha - Life Safety Motorsport			2			

Weather / Track : Cloudy / Dry

These results are provisional until the conclusion of any judicial and technical matters.

Date: 17/05/2024 Start: 11:35 Finish: 12:00

Donington Park GP: 2.4873 miles

Race Director: Stuart Higgs <i>S. Higgs</i> <small>Digitally Approved at 12:10 Friday, 17 May 2024</small>	Stewards:	Timekeeper: Richard Evans <i>R. EVANS</i> <small>Digitally Approved at 12:10 Friday, 17 May 2024</small>	
--	-----------	--	---

Results can be found at www.tsl-timing.com

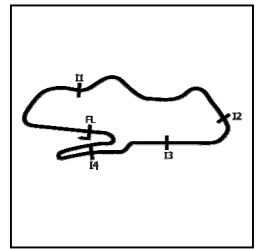
Printed - 12:03 Friday, 17 May 2024

MCRCB BULLETIN TK030

2024 Bennetts British Superbike Championship - Round 3

2024 Hoosier British Sidecar Championship

FREE PRACTICE - SECTOR ANALYSIS



SECTOR 1 = FL to I1, SECTOR 2 = I1 to I2, SECTOR 3 = I2 to I3, SECTOR 4 = I3 to I4, SECTOR 5 = I4 to FL, DIFF = Difference To Personal Best Lap, P = Crossed Finish Line in Pit Lane, D = Time Disallowed

P1 34 GP CHRISTIE / CHRISTIE		LCR Yamaha - Hannafin Contractors											
IDEAL LAP TIME : 1:36.095		BEST LAP TIME : 1:36.195					DIFFERENCE : 0.100						
LAP	SECTOR 1	SECTOR 2	SECTOR 3	SECTOR 4	SECTOR 5	LAP TIME	MPH	DIFF	TIME OF DAY				
1-	OUTLAP	94.1	29.151	13.798	124.2	13.263	27.016	93.5		11:36:51.085			
2-	22.052	112.7	27.200	13.224	126.6	12.012	25.819	93.8	1:40.307	89.27	4.112	11:38:31.392	
3-	21.560	116.9	26.314	12.946	126.8	11.798	25.507	94.3	1:38.125	91.25	1.930	11:40:09.517	
4-	21.424	116.1	26.059	12.985	126.3	11.552	25.338	93.9	1:37.358	91.97	1.163	11:41:46.875	
5-	21.326	117.1	26.050	13.093	126.3	11.726	25.338	93.2	1:37.533	91.80	1.338	11:43:24.408	
6-	21.232	118.5	25.905	12.959	126.8	11.625	25.169	93.9	1:36.890	92.41	0.695	11:45:01.298	
7-	21.145	118.7	25.843	13.108	126.3	11.690	25.183	93.8	1:36.969	92.34	0.774	11:46:38.267	
8-	21.527	112.4	26.901	13.229	125.2	12.227	IN PIT		1:39.695	P	89.81	3.500	11:48:17.962
9-	OUTLAP	97.8	28.406	13.549	126.1	12.633	26.142	92.4	4:58.378	30.01	3:22.183	11:53:16.340	
10-	21.621	114.7	26.364	13.090	126.6	11.797	25.715	93.3	1:38.587	90.82	2.392	11:54:54.927	
11-	21.192	118.7	25.763	12.901	127.3	11.605	25.341	93.9	1:36.802	(3)	92.50	0.607	11:56:31.729
12-	21.021	120.4	25.746	12.965	126.8	11.653	25.149	94.6	1:36.534	(2)	92.75	0.339	11:58:08.263
13-	20.945	122.2	25.657	12.858	127.0	11.486	25.249	94.5	1:36.195	(1)	93.08		11:59:44.458
14-	21.072	118.1	25.849	12.979	126.6	12.092	IN PIT		1:39.252	P	90.21	3.057	12:01:23.710

P2 95 GP BLACKSTOCK / ROSNEY		LCR Yamaha - Dave Holden Racing											
IDEAL LAP TIME : 1:36.462		BEST LAP TIME : 1:36.658					DIFFERENCE : 0.196						
LAP	SECTOR 1	SECTOR 2	SECTOR 3	SECTOR 4	SECTOR 5	LAP TIME	MPH	DIFF	TIME OF DAY				
1-	OUTLAP	92.4	31.077	13.718	120.9	13.787	27.617	93.2		11:36:55.679			
2-	22.031	114.3	26.897	12.938	128.8	12.489	26.330	92.9	1:40.685	88.93	4.027	11:38:36.364	
3-	21.279	117.7	25.948	12.771	128.8	12.308	IN PIT		1:35.413	P	93.84		11:40:11.777
4-	OUTLAP	107.8	26.894	13.019	127.0	12.004	25.898	93.0	3:56.531	37.85	2:19.873	11:44:08.308	
5-	21.445	114.3	26.284	13.041	118.7	12.419	25.808	93.3	1:38.997	90.45	2.339	11:45:47.305	
6-	21.212	116.9	26.093	12.865	126.6	11.754	25.517	93.0	1:37.441	91.89	0.783	11:47:24.746	
7-	21.209	116.5	25.841	12.829	126.3	11.693	25.474	93.0	1:37.046	(3)	92.27	0.388	11:49:01.792
8-	21.057	120.2	25.684	12.791	127.3	11.570	25.808	93.3	1:36.910	(2)	92.39	0.252	11:50:38.702
9-	21.359	117.9	26.348	13.040	126.1	12.247	IN PIT		1:38.928	P	90.51	2.270	11:52:17.630
10-	OUTLAP	108.5	26.694	13.053	126.3	11.986	25.664	93.7	5:11.854	28.71	3:35.196	11:57:29.484	
11-	21.046	121.5	25.766	12.688	127.3	11.647	25.511	93.8	1:36.658	(1)	92.64		11:59:06.142

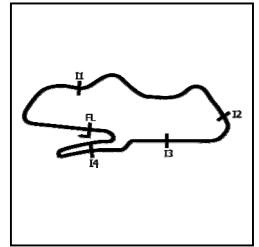
P3 29 GP KERSHAW / CHARLWOOD		LCR Yamaha -											
IDEAL LAP TIME :		BEST LAP TIME : 1:36.981					DIFFERENCE :						
LAP	SECTOR 1	SECTOR 2	SECTOR 3	SECTOR 4	SECTOR 5	LAP TIME	MPH	DIFF	TIME OF DAY				
1-												11:36:54.556	
2-									1:40.261	89.31	3.280	11:38:34.817	
3-									1:38.610	90.80	1.629	11:40:13.427	
4-									1:37.811	(3)	91.54	0.830	11:41:51.238
5-									1:37.996	91.37	1.015	11:43:29.234	
6-									1:43.987	P	86.11	7.006	11:45:13.221
7-									5:59.229	24.92	4:22.248	11:51:12.451	
8-									1:37.769	(2)	91.58	0.788	11:52:50.220
9-									1:38.572	90.84	1.591	11:54:28.792	
10-									1:36.981	(1)	92.33		11:56:05.773
11-									1:41.351	P	88.35	4.370	11:57:47.124

MCRCB BULLETIN TK030

2024 Bennetts British Superbike Championship - Round 3

2024 Hoosier British Sidecar Championship

FREE PRACTICE - SECTOR ANALYSIS



SECTOR 1 = FL to I1, SECTOR 2 = I1 to I2, SECTOR 3 = I2 to I3, SECTOR 4 = I3 to I4, SECTOR 5 = I4 to FL, DIFF = Difference To Personal Best Lap, P = Crossed Finish Line in Pit Lane, D = Time Disallowed

P4 93 GP		G.HOLDEN / LAWRENCE				LCR Kawasaki - Holden Racing				
IDEAL LAP TIME :		BEST LAP TIME : 1:38.705				DIFFERENCE :				
LAP	SECTOR 1	SECTOR 2	SECTOR 3	SECTOR 4	SECTOR 5	LAP TIME	MPH	DIFF	TIME OF DAY	
1-									11:37:10.039	
2-						1:44.743	85.48	6.038	11:38:54.782	
3-						1:40.452	89.14	1.747	11:40:35.234	
4-						1:40.042	89.50	1.337	11:42:15.276	
5-						1:39.502	89.99	0.797	11:43:54.778	
6-						1:39.407	90.07	0.702	11:45:34.185	
7-						1:38.705 (1)	90.71		11:47:12.890	
8-						1:38.863 (3)	90.57	0.158	11:48:51.753	
9-						1:38.791 (2)	90.64	0.086	11:50:30.544	
10-						1:39.418	90.06	0.713	11:52:09.962	
11-						1:39.481	90.01	0.776	11:53:49.443	
12-						1:39.546	89.95	0.841	11:55:28.989	
13-						IN PIT	1:49.131 P	82.05	10.426	11:57:18.120

P5 5 GP		BIGGS / SEGERS				LCR Yamaha - Express Tyre Service/Santander Salt						
IDEAL LAP TIME : 1:39.290		BEST LAP TIME : 1:39.766				DIFFERENCE : 0.476						
LAP	SECTOR 1	SECTOR 2	SECTOR 3	SECTOR 4	SECTOR 5	LAP TIME	MPH	DIFF	TIME OF DAY			
1-	OUTLAP	96.6	29.673	13.695	124.0	14.133	27.813	93.2		11:36:57.817		
2-	22.668	105.0	27.864	13.348	124.9	13.218	26.786	92.5	1:43.884	86.19	4.118	11:38:41.701
3-	22.103	111.4	27.409	13.322	123.5	12.927	26.495	92.3	1:42.256	87.56	2.490	11:40:23.957
4-	21.890	109.1	27.071	13.398	122.6	12.642	26.667	92.3	1:41.668	88.07	1.902	11:42:05.625
5-	21.888	111.1	26.755	13.230	122.4	12.388	26.144	92.3	1:40.405	89.18	0.639	11:43:46.030
6-	21.997	110.1	26.992	13.475	122.2	12.631	IN PIT		1:45.056 P	85.23	5.290	11:45:31.086
7-	OUTLAP	106.1	27.629	13.275	123.8	12.305	27.247	92.9	6:54.293	21.61	5:14.527	11:52:25.379
8-	21.830	116.7	26.416	13.349	122.9	12.395	25.837	92.9	1:39.827 (2)	89.69	0.061	11:54:05.206
9-	21.673	117.1	26.466	13.269	122.0	12.284	26.074	92.8	1:39.766 (1)	89.75		11:55:44.972
10-	21.651	116.9	26.477	13.340	122.0	12.184	26.295	92.4	1:39.947 (3)	89.59	0.181	11:57:24.919
11-	21.623	115.1	26.869	13.409	121.7	12.809	IN PIT		1:45.701 P	84.71	5.935	11:59:10.620

P6 91 GP		WILLIAMS / PITT				LCR Yamaha - NaTimber - AQ Logistics						
IDEAL LAP TIME : 1:39.469		BEST LAP TIME : 1:39.885				DIFFERENCE : 0.416						
LAP	SECTOR 1	SECTOR 2	SECTOR 3	SECTOR 4	SECTOR 5	LAP TIME	MPH	DIFF	TIME OF DAY			
1-	OUTLAP	92.5	30.291	13.655	126.6	13.786	28.253	89.5				11:36:56.686
2-	22.090	114.5	26.493	13.200	127.0	12.270	26.569	92.4	1:40.622	88.99	0.737	11:38:37.308
3-	21.817	120.0	26.416	13.011	127.0	12.343	26.499	92.3	1:40.086 (2)	89.46	0.201	11:40:17.394
4-	21.611	122.4	26.779	13.113	125.9	12.800	IN PIT		1:48.523 P	82.51	8.638	11:42:05.917
5-	OUTLAP	109.6	27.599	13.324	124.9	12.325	26.321	92.1	7:23.600	20.18	5:43.715	11:49:29.517
6-	22.138	121.5	26.419	13.176	125.4	12.142	26.328	91.9	1:40.203 (3)	89.36	0.318	11:51:09.720
7-	21.579	122.9	26.472	13.095	125.4	12.190	26.549	91.3	1:39.885 (1)	89.64		11:52:49.605
8-	27.913	100.4	35.962	14.751	109.6	18.396	IN PIT		3:29.977 P	42.64	1:50.092	11:56:19.582

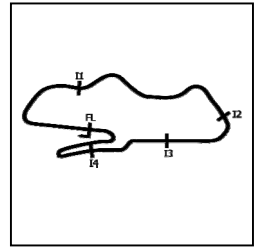
P7 84 CUP		LAIDLAW / LAIDLAW				LCR Yamaha - Express Tyre Service / Pendragon Services Inc.						
IDEAL LAP TIME : 1:40.029		BEST LAP TIME : 1:40.591				DIFFERENCE : 0.562						
LAP	SECTOR 1	SECTOR 2	SECTOR 3	SECTOR 4	SECTOR 5	LAP TIME	MPH	DIFF	TIME OF DAY			
1-	OUTLAP	88.6	30.918	13.770	124.2	14.216	27.979	91.8				11:36:57.219
2-	22.851	106.5	27.927	13.184	123.3	13.544	27.492	91.9	1:44.998	85.28	4.407	11:38:42.217
3-	22.355	111.2	27.348	13.182	123.5	13.142	26.655	92.6	1:42.682	87.20	2.091	11:40:24.899
4-	22.132	112.0	27.194	13.126	123.3	13.570	IN PIT		1:44.916 P	85.34	4.325	11:42:09.815
5-	OUTLAP	95.8	27.799	13.077	122.9	12.760	26.569	92.4	3:43.306	40.09	2:02.715	11:45:53.121
6-	22.018	112.7	26.651	12.966	124.5	12.696	26.308	92.1	1:40.639 (2)	88.97	0.048	11:47:33.760
7-	22.164	107.2	26.584	12.982	125.2	12.606	26.720	92.1	1:41.056 (3)	88.60	0.465	11:49:14.816
8-	22.137	112.7	26.358	13.065	122.9	12.634	26.397	92.0	1:40.591 (1)	89.01		11:50:55.407
9-	21.791	110.1	26.802	13.335	118.5	13.573	IN PIT		1:44.732 P	85.49	4.141	11:52:40.139

MCRCB BULLETIN TK030

2024 Bennetts British Superbike Championship - Round 3

2024 Hoosier British Sidecar Championship

FREE PRACTICE - SECTOR ANALYSIS



SECTOR 1 = FL to I1, SECTOR 2 = I1 to I2, SECTOR 3 = I2 to I3, SECTOR 4 = I3 to I4, SECTOR 5 = I4 to FL, DIFF = Difference To Personal Best Lap, P = Crossed Finish Line in Pit Lane, D = Time Disallowed

P8		18 CUP		P.BELL / HYDE		LCR Yamaha - Marin Motorsports / HFF Civil Engineering						
IDEAL LAP TIME : 1:40.902		BEST LAP TIME : 1:40.924		DIFFERENCE : 0.022								
LAP	SECTOR 1	SECTOR 2	SECTOR 3	SECTOR 4	SECTOR 5	LAP TIME	MPH	DIFF	TIME OF DAY			
1-	OUTLAP	81.5	33.120	14.764	109.8	14.901	29.724	89.8		11:37:11.797		
2-	23.766	94.7	29.044	13.459	124.5	13.278	27.423	90.5	1:46.970	83.70	6.046	11:38:58.767
3-	22.579	101.8	27.925	13.307	124.2	12.914	26.752	90.4	1:43.477	86.53	2.553	11:40:42.244
4-	22.187	105.8	27.686	13.266	123.8	12.762	26.633	89.8	1:42.534	87.33	1.610	11:42:24.778
5-	22.152	106.6	27.398	13.176	123.1	12.569	26.403	90.4	1:41.698 (3)	88.04	0.774	11:44:06.476
6-	22.043	108.9	27.172	13.258	123.8	12.599	26.558	91.0	1:41.630 (2)	88.10	0.706	11:45:48.106
7-	21.975	107.5	27.223	13.304	122.6	12.761	26.451	90.5	1:41.714	88.03	0.790	11:47:29.820
8-	22.242	105.1	28.065	13.585	122.4	13.511	IN PIT		1:43.675 P	86.37	2.751	11:49:13.495
9-	OUTLAP	102.4	28.660	13.659	122.0	12.918	26.919	91.0	7:29.296	19.92	5:48.372	11:56:42.791
10-	22.085	109.2	28.465	13.414	122.9	12.857	26.620	90.9	1:43.441	86.56	2.517	11:58:26.232
11-	21.936	107.7	27.052	13.198	122.4	12.416	26.322	90.1	1:40.924 (1)	88.72		12:00:07.156

P9		27 CUP		KIRBY / KIRBY		Adolf RS Yamaha - KRT Racing						
IDEAL LAP TIME : 1:41.065		BEST LAP TIME : 1:41.514		DIFFERENCE : 0.449								
LAP	SECTOR 1	SECTOR 2	SECTOR 3	SECTOR 4	SECTOR 5	LAP TIME	MPH	DIFF	TIME OF DAY			
1-	OUTLAP	86.2	31.313	14.380	120.4	14.430	30.099	88.8		11:37:05.552		
2-	23.652	99.4	29.794	13.996	121.1	14.189	IN PIT		1:51.279 P	80.46	9.765	11:38:56.831
3-	OUTLAP	85.9	30.815	14.023	120.0	13.283	28.777	89.9	6:20.838	23.51	4:39.324	11:45:17.669
4-	22.882	104.6	28.143	13.509	120.9	13.033	26.869	90.5	1:44.436	85.74	2.922	11:47:02.105
5-	22.171	110.9	27.112	13.437	121.3	12.750	26.811	90.0	1:42.281	87.54	0.767	11:48:44.386
6-	22.034	118.3	27.104	13.285	120.9	12.538	26.553	90.8	1:41.514 (1)	88.20		11:50:25.900
7-	21.895	118.3	27.017	13.387	121.5	12.592	27.266	90.6	1:42.157	87.65	0.643	11:52:08.057
8-	21.937	120.4	27.012	13.352	120.9	12.737	26.655	91.4	1:41.693 (2)	88.05	0.179	11:53:49.750
9-	21.853	121.7	26.857	13.473	121.3	12.517	27.128	86.9	1:41.828 (3)	87.93	0.314	11:55:31.578
10-	23.847	97.5	30.336	14.403	116.9	14.008	IN PIT		1:55.851 P	77.29	14.337	11:57:27.429

P10		111 GP		CABLE / RICHARDSON		LCR Yamaha - L&W Racing						
IDEAL LAP TIME : 1:42.419		BEST LAP TIME : 1:42.491		DIFFERENCE : 0.072								
LAP	SECTOR 1	SECTOR 2	SECTOR 3	SECTOR 4	SECTOR 5	LAP TIME	MPH	DIFF	TIME OF DAY			
1-	OUTLAP	82.4	33.515	14.746	122.0	14.161	30.353	89.4		11:37:11.149		
2-	24.180	95.3	30.642	14.125	124.0	13.603	29.042	89.7	1:51.592	80.24	9.101	11:39:02.741
3-	24.116	95.5	29.426	13.829	124.2	13.264	28.126	91.4	1:48.761	82.33	6.270	11:40:51.502
4-	23.424	101.5	29.009	13.827	124.5	12.975	27.452	91.3	1:46.687	83.93	4.196	11:42:38.189
5-	22.877	101.6	28.564	13.615	124.9	12.890	27.159	92.1	1:45.105	85.19	2.614	11:44:23.294
6-	22.894	104.3	27.979	13.474	124.7	13.083	IN PIT		1:46.995 P	83.69	4.504	11:46:10.289
7-	OUTLAP	101.2	31.254	13.863	122.9	13.141	27.356	90.3	3:50.666	38.82	2:08.175	11:50:00.955
8-	22.638	105.0	28.386	13.565	123.1	12.782	26.521	90.8	1:43.892	86.19	1.401	11:51:44.847
9-	22.298	109.6	27.804	13.427	123.5	12.732	26.634	91.1	1:42.895 (3)	87.02	0.404	11:53:27.742
10-	22.250	109.6	27.930	13.645	123.5	12.968	26.980	90.8	1:43.773	86.28	1.282	11:55:11.515
11-	22.230	109.6	27.738	13.552	122.9	12.806	26.548	90.8	1:42.874 (2)	87.04	0.383	11:56:54.389
12-	22.207	108.0	27.587	13.382	123.3	12.804	26.511	91.0	1:42.491 (1)	87.36		11:58:36.880
13-	22.216	105.8	27.612	13.469	123.3	13.130	26.677	89.9	1:43.104	86.84	0.613	12:00:19.984

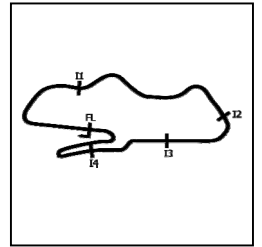
P11		2 GP		J.HOLDEN / GORDON		LCR Yamaha - John Holden Racing						
IDEAL LAP TIME : 1:43.303		BEST LAP TIME : 1:44.188		DIFFERENCE : 0.885								
LAP	SECTOR 1	SECTOR 2	SECTOR 3	SECTOR 4	SECTOR 5	LAP TIME	MPH	DIFF	TIME OF DAY			
1-	OUTLAP	83.6	33.486	14.130	120.9	14.466	29.717	89.8		11:37:12.073		
2-	24.023	93.0	30.650	13.862	126.6	13.551	28.921	90.6	1:51.007 (3)	80.66	6.819	11:39:03.080
3-	23.027	101.2	28.603	13.703	122.6	13.090	27.433	92.6	1:45.856 (2)	84.59	1.668	11:40:48.936
4-	22.551	104.3	28.397	13.572	125.2	12.783	26.885	91.8	1:44.188 (1)	85.94		11:42:33.124
5-	22.478	104.3	27.689	13.468	122.9	13.050	IN PIT		1:46.432 P	84.13	2.244	11:44:19.556

MCRCB BULLETIN TK030

2024 Bennetts British Superbike Championship - Round 3

2024 Hoosier British Sidecar Championship

FREE PRACTICE - SECTOR ANALYSIS



SECTOR 1 = FL to I1, SECTOR 2 = I1 to I2, SECTOR 3 = I2 to I3, SECTOR 4 = I3 to I4, SECTOR 5 = I4 to FL, DIFF = Difference To Personal Best Lap, P = Crossed Finish Line in Pit Lane, D = Time Disallowed

P12 8 CUP		M.BELL / COLBROOK		LCR Yamaha - Bell Marin Racing/HFF								
IDEAL LAP TIME : 1:43.596		BEST LAP TIME : 1:44.274		DIFFERENCE : 0.678								
LAP	SECTOR 1	SECTOR 2	SECTOR 3	SECTOR 4	SECTOR 5	LAP TIME	MPH	DIFF	TIME OF DAY			
1-	OUTLAP	84.8	32.923	14.188	120.6	14.744	29.604	89.3		11:37:12.661		
2-	24.023	95.1	30.257	14.006	121.3	13.694	29.244	88.8	1:51.224	80.50	6.950	11:39:03.885
3-	23.341	94.9	29.276	13.992	120.9	13.246	27.385	89.7	1:47.240	83.49	2.966	11:40:51.125
4-	22.728	100.7	28.459	13.621	120.0	13.427	27.955	89.0	1:46.190	84.32	1.916	11:42:37.315
5-	22.661	106.1	28.583	13.728	120.0	13.323	27.333	90.0	1:45.628	84.77	1.354	11:44:22.943
6-	22.572	107.2	28.000	13.618	120.2	13.145	27.469	89.4	1:44.804	85.44	0.530	11:46:07.747
7-	22.430	109.4	27.902	13.570	120.0	13.103	27.441	87.9	1:44.446 (2)	85.73	0.172	11:47:52.193
8-	22.488	111.4	27.941	13.452	120.9	13.126	27.688	89.9	1:44.695	85.52	0.421	11:49:36.888
9-	22.313	112.2	27.928	13.440	121.1	12.916	IN PIT		1:44.398 P	85.77	0.124	11:51:21.286
10-	OUTLAP	102.1	27.976	13.421	120.4	14.044	27.640	88.4	2:57.619	50.41	1:13.345	11:54:18.905
11-	22.379	109.1	27.758	13.542	120.4	13.134	27.461	89.2	1:44.274 (1)	85.87		11:56:03.179
12-	22.208	115.1	27.718	13.425	120.4	13.361	27.799	88.3	1:44.511 (3)	85.67	0.237	11:57:47.690
13-	22.275	110.5	28.118	13.744	119.6	13.814	27.965	89.1	1:45.916	84.54	1.642	11:59:33.606
14-	22.403	108.5	28.195	13.514	120.2	13.223	27.444	88.7	1:44.779	85.46	0.505	12:01:18.385

P13 77 GP		REEVES / WILKES		Adolf RS Yamaha - Bonovo Action/Tim Reeves Racing						
IDEAL LAP TIME :		BEST LAP TIME : 1:45.124		DIFFERENCE :						
LAP	SECTOR 1	SECTOR 2	SECTOR 3	SECTOR 4	SECTOR 5	LAP TIME	MPH	DIFF	TIME OF DAY	
1-										11:37:20.650
2-							1:55.319 (3)	77.64	10.195	11:39:15.969
3-							1:48.736 (2)	82.35	3.612	11:41:04.705
4-							1:45.124 (1)	85.17		11:42:49.829
5-						IN PIT	1:42.756 P	87.14		11:44:32.585
6-							6:52.493	21.70	5:07.369	11:51:25.079
7-						IN PIT	1:44.087 P	86.02		11:53:09.166

P14 17 CUP		CLARKE / ENSOR		LCR Honda - Centurion Packaging / Finline Sealants / CYB Fit								
IDEAL LAP TIME : 1:44.557		BEST LAP TIME : 1:45.347		DIFFERENCE : 0.790								
LAP	SECTOR 1	SECTOR 2	SECTOR 3	SECTOR 4	SECTOR 5	LAP TIME	MPH	DIFF	TIME OF DAY			
1-	OUTLAP	85.9	32.206	14.375	113.5	14.984	30.514	88.7		11:37:21.680		
2-	24.083	91.1	32.577	15.003	96.2	15.254	27.878	90.1	1:54.795 (3)	78.00	9.448	11:39:16.475
3-	23.512	96.6	28.861	13.560	120.2	13.619	28.013	90.8	1:47.565 (2)	83.24	2.218	11:41:04.040
4-	22.638	100.9	28.452	13.744	120.4	12.928	27.585	89.7	1:45.347 (1)	84.99		11:42:49.387
5-	23.204	101.8	28.103	13.446	121.1	13.110	IN PIT		1:46.671 P	83.94	1.324	11:44:36.058
6-	OUTLAP	99.5	29.099	13.397	120.9	12.882	27.581	89.5	6:03.341	24.64	4:17.994	11:50:39.399
7-	22.677	106.5	28.059	13.464	121.1	13.085	IN PIT		1:47.063 P	83.63	1.716	11:52:26.462

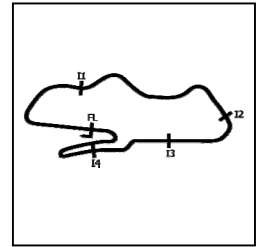
P15 38 CUP		MOSS / HOPE		LCR Yamaha - LifeSafety Motorsport - CMR								
IDEAL LAP TIME : 1:48.819		BEST LAP TIME : 1:49.742		DIFFERENCE : 0.923								
LAP	SECTOR 1	SECTOR 2	SECTOR 3	SECTOR 4	SECTOR 5	LAP TIME	MPH	DIFF	TIME OF DAY			
1-	OUTLAP	86.3	32.486	16.051	92.3	16.525	31.390	82.5		11:37:19.302		
2-	24.743	94.2	33.492	15.417	108.0	15.503	29.959	82.8	1:59.114	75.17	9.372	11:39:18.416
3-	24.023	98.6	29.650	14.240	113.7	13.898	29.837	84.3	1:51.648	80.20	1.906	11:41:10.064
4-	23.894	97.1	29.621	14.310	112.4	13.920	29.509	84.0	1:51.254	80.48	1.512	11:43:01.318
5-	23.907	102.6	29.177	14.346	112.0	13.744	IN PIT		1:51.129 P	80.57	1.387	11:44:52.447
6-	OUTLAP	96.1	30.389	14.218	112.7	14.200	30.033	83.8	6:42.294	22.25	4:52.552	11:51:34.741
7-	23.658	100.7	29.089	13.968	112.9	13.727	29.349	83.6	1:49.791 (2)	81.55	0.049	11:53:24.532
8-	23.586	101.8	29.416	14.345	112.2	13.591	28.804	84.2	1:49.742 (1)	81.59		11:55:14.274
9-	23.644	103.4	28.870	14.338	111.8	13.682	29.312	83.2	1:49.846 (3)	81.51	0.104	11:57:04.120
10-	23.771	101.5	29.133	14.181	112.9	13.733	IN PIT		1:49.239 P	81.97		11:58:53.359

MCRCB BULLETIN TK030

2024 Bennetts British Superbike Championship - Round 3

2024 Hoosier British Sidecar Championship

FREE PRACTICE - SECTOR ANALYSIS



SECTOR 1 = FL to I1, SECTOR 2 = I1 to I2, SECTOR 3 = I2 to I3, SECTOR 4 = I3 to I4, SECTOR 5 = I4 to FL, DIFF = Difference To Personal Best Lap, P = Crossed Finish Line in Pit Lane, D = Time Disallowed

P16 76 F2		PEARSON / RESTALL			LCR Suzuki - Direct Commercials/ABS Racing				
IDEAL LAP TIME :		BEST LAP TIME : 1:53.065			DIFFERENCE :				
LAP	SECTOR 1	SECTOR 2	SECTOR 3	SECTOR 4	SECTOR 5	LAP TIME	MPH	DIFF	TIME OF DAY
1-									11:37:24.702
2-						1:55.733 (3)	77.37	2.668	11:39:20.435
3-						1:53.065 (1)	79.19		11:41:13.500
4-						1:54.259 (2)	78.36	1.194	11:43:07.759
5-					<i>IN PIT</i>	1:58.494 P	75.56	5.429	11:45:06.253
6-						7:03.708	21.13	5:10.643	11:52:09.962
7-					<i>IN PIT</i>	1:59.289 P	75.06	6.224	11:54:09.251

P17 89 CUP		HAUXWELL / HAUWELL			Adolf RS Yamaha - Haz Beanz / CJK Racing				
IDEAL LAP TIME :		BEST LAP TIME : 2:02.357			DIFFERENCE :				
LAP	SECTOR 1	SECTOR 2	SECTOR 3	SECTOR 4	SECTOR 5	LAP TIME	MPH	DIFF	TIME OF DAY
1-									11:37:17.053
2-						2:02.357 (1)	73.18		11:39:19.410
3-					<i>IN PIT</i>	2:10.886 P	68.41	8.529	11:41:30.296

P18 4 CUP		PEACH / EDWARDS			LCR Yamaha - Life Safety Motorsport				
IDEAL LAP TIME :		BEST LAP TIME :			DIFFERENCE :				
LAP	SECTOR 1	SECTOR 2	SECTOR 3	SECTOR 4	SECTOR 5	LAP TIME	MPH	DIFF	TIME OF DAY
1-	<i>OUTLAP</i>	81.4	35.198	16.913	91.9	16.331		<i>IN PIT</i>	11:37:17.434
2-	<i>OUTLAP</i>	88.1	32.687	16.558	92.3	15.603		<i>IN PIT</i>	11:42:54.350

MCRCB BULLETIN TK031

2024 Bennetts British Superbike Championship - Round 3

2024 Hoosier British Sidecar Championship

FREE PRACTICE - BEST SECTORS

POS	SECTOR 1		SECTOR 2		SECTOR 3		SECTOR 4		SECTOR 5		IDEAL / BEST COMPARISON										
	NO	TIME	NO	TIME	NO	TIME	NO	TIME	NO	TIME	POS	NO	NAME	IDEAL	BEST	DIFF					
														PERFECT LAP	1:35.925						
1	34	CHR	20.945	34	CHR	25.657	95	BLA	12.688	34	CHR	11.486	34	CHR	25.149	1	34	CHRISTIE / CHRISTIE	1:36.095	1:36.195	0.100
2	95	BLA	21.046	95	BLA	25.684	34	CHR	12.858	95	BLA	11.570	95	BLA	25.474	2	95	BLACKSTOCK / ROSNEY	1:36.462	1:36.658	0.196
3	91	WIL	21.579	84	LAI	26.358	84	LAI	12.966	91	WIL	12.142	5	BIG	25.837	3	5	BIGGS / SEGERS	1:39.290	1:39.766	0.476
4	5	BIG	21.623	5	BIG	26.416	91	WIL	13.011	5	BIG	12.184	84	LAI	26.308	4	91	WILLIAMS / PITT	1:39.469	1:39.885	0.416
5	84	LAI	21.791	91	WIL	26.416	18	P.B	13.176	18	P.B	12.416	91	WIL	26.321	5	84	LAILOW / LAIDLOW	1:40.029	1:40.591	0.562
6	27	KIR	21.853	27	KIR	26.857	5	BIG	13.230	27	KIR	12.517	18	P.B	26.322	6	18	P.BELL / HYDE	1:40.902	1:40.924	0.022
7	18	P.B	21.936	18	P.B	27.052	27	KIR	13.285	84	LAI	12.606	111	CAB	26.511	7	27	KIRBY / KIRBY	1:41.065	1:41.514	0.449
8	111	CAB	22.207	111	CAB	27.587	111	CAB	13.382	111	CAB	12.732	27	KIR	26.553	8	111	CABLE / RICHARDSON	1:42.419	1:42.491	0.072
9	8	M.B	22.208	2	J.H	27.689	17	CLA	13.397	2	J.H	12.783	2	J.H	26.885	9	2	J.HOLDEN / GORDON	1:43.303	1:44.188	0.885
10	2	J.H	22.478	8	M.B	27.718	8	M.B	13.421	17	CLA	12.882	8	M.B	27.333	10	8	M.BELL / COLBROOK	1:43.596	1:44.274	0.678
11	17	CLA	22.638	17	CLA	28.059	2	J.H	13.468	8	M.B	12.916	17	CLA	27.581	11	17	CLARKE / ENSOR	1:44.557	1:45.347	0.790
12	38	MOS	23.586	38	MOS	28.870	38	MOS	13.968	38	MOS	13.591	38	MOS	28.804	12	38	MOSS / HOPE	1:48.819	1:49.742	0.923
13				4	PEA	32.687	4	PEA	16.558	4	PEA	15.603				13	29	KERSHAW / CHARLWOOD		1:36.981	
14																14	77	REEVES / WILKES		1:45.124	
15																15	76	PEARSON / RESTALL		1:53.065	
16																16	93	G.HOLDEN / LAWRENCE		1:38.705	
17																17	89	HAUXWELL / HAUXWELL		2:02.357	
18																18	4	PEACH / EDWARDS			

MCRCB BULLETIN TK032

2024 Bennetts British Superbike Championship - Round 3

2024 Hoosier British Sidecar Championship

FREE PRACTICE - BEST SPEEDS

POS	INTERMEDIATE 1			INTERMEDIATE 2			INTERMEDIATE 3			INTERMEDIATE 4			FINISH LINE		
	NO	NAME	MPH	NO	NAME	MPH	NO	NAME	MPH	NO	NAME	MPH	NO	NAME	MPH
1	91	WILLIAMS / PITT	122.9				95	BLACKSTOCK / ROSNEY	128.8				34	CHRISTIE / CHRISTIE	94.6
2	95	BLACKSTOCK / ROSNEY	122.4				34	CHRISTIE / CHRISTIE	127.3				95	BLACKSTOCK / ROSNEY	93.8
3	34	CHRISTIE / CHRISTIE	122.2				91	WILLIAMS / PITT	127.0				5	BIGGS / SEGERS	93.2
4	27	KIRBY / KIRBY	121.7				2	J.HOLDEN / GORDON	126.6				84	LIDLLOW / LIDLLOW	92.6
5	5	BIGGS / SEGERS	117.1				84	LIDLLOW / LIDLLOW	125.2				2	J.HOLDEN / GORDON	92.6
6	8	M.BELL / COLBROOK	115.1				5	BIGGS / SEGERS	124.9				91	WILLIAMS / PITT	92.4
7	84	LIDLLOW / LIDLLOW	112.7				111	CABLE / RICHARDSON	124.9				111	CABLE / RICHARDSON	92.1
8	111	CABLE / RICHARDSON	109.6				18	P.BELL / HYDE	124.5				27	KIRBY / KIRBY	91.4
9	18	P.BELL / HYDE	109.2				27	KIRBY / KIRBY	121.5				18	P.BELL / HYDE	91.0
10	17	CLARKE / ENSOR	106.5				8	M.BELL / COLBROOK	121.3				17	CLARKE / ENSOR	90.8
11	2	J.HOLDEN / GORDON	104.3				17	CLARKE / ENSOR	121.1				8	M.BELL / COLBROOK	90.0
12	38	MOSS / HOPE	103.4				38	MOSS / HOPE	113.7				38	MOSS / HOPE	84.3
13	4	PEACH / EDWARDS	88.1				4	PEACH / EDWARDS	92.3						
14															
15															
16															
17															
18															

MCRCB BULLETIN TK033

2024 Bennetts British Superbike Championship - Round 3

2024 Hoosier British Sidecar Championship

FREE PRACTICE - STATISTICS

Competitors Started 18
Planned Start 2024-05-17 @ 11:15:00.000
Actual Start 2024-05-17 @ 11:35:00.605
Finish Time 2024-05-17 @ 12:00:00.605
Track Length 2.4873mi.
Total Laps 166
Total Distance Covered 412.8999mi.

Session Fastest Lap History

NO	CL	NAME	LAP TIME	TIME OF DAY	LAP	VEHICLE
34	GP	CHRISTIE / CHRISTIE	1:40.307	11:38:31.392	2	LCR Yamaha
29	GP	KERSHAW / CHARLWOOD	1:40.261	11:38:34.817	2	LCR Yamaha
34	GP	CHRISTIE / CHRISTIE	1:38.125	11:40:09.517	3	LCR Yamaha
34	GP	CHRISTIE / CHRISTIE	1:37.358	11:41:46.875	4	LCR Yamaha
34	GP	CHRISTIE / CHRISTIE	1:36.890	11:45:01.298	6	LCR Yamaha
34	GP	CHRISTIE / CHRISTIE	1:36.802	11:56:31.729	11	LCR Yamaha
34	GP	CHRISTIE / CHRISTIE	1:36.534	11:58:08.263	12	LCR Yamaha
34	GP	CHRISTIE / CHRISTIE	1:36.195	11:59:44.458	13	LCR Yamaha

Flag History

TYPE	TIME OF DAY
GREEN	11:35:00.605
FINISH	12:00:00.605

Flag Statistics

TYPE	COUNT	TOTAL LAPS	TOTAL TIME
Green	1	14	28:00.421
Red	0	0	0.000
Safety Car	0	0	0.000
FCY	0	0	0.000

MCRCB BULLETIN TK033

2024 Bennetts British Superbike Championship - Round 3

2024 Hoosier British Sidecar Championship

FREE PRACTICE - STATISTICS

CLASS : CUP

8 Starters

Fastest Lap History

NO	NAME	LAP TIME	TIME OF DAY	LAP	VEHICLE
84	L Aidlow / L Aidlow	1:44.998	11:38:42.217	2	LCR Yamaha
84	L Aidlow / L Aidlow	1:42.682	11:40:24.899	3	LCR Yamaha
18	P Bell / H Hyde	1:42.534	11:42:24.778	4	LCR Yamaha
18	P Bell / H Hyde	1:41.698	11:44:06.476	5	LCR Yamaha
18	P Bell / H Hyde	1:41.630	11:45:48.106	6	LCR Yamaha
84	L Aidlow / L Aidlow	1:40.639	11:47:33.760	6	LCR Yamaha
84	L Aidlow / L Aidlow	1:40.591	11:50:55.407	8	LCR Yamaha

MCRCB BULLETIN TK033

2024 Bennetts British Superbike Championship - Round 3

2024 Hoosier British Sidecar Championship

FREE PRACTICE - STATISTICS

CLASS : F2

1 Starters

Fastest Lap History

NO	NAME	LAP TIME	TIME OF DAY	LAP	VEHICLE
76	PEARSON / RESTALL	1:55.733	11:39:20.435	2	LCR Suzuki
76	PEARSON / RESTALL	1:53.065	11:41:13.500	3	LCR Suzuki

MCRCB BULLETIN TK033

2024 Bennetts British Superbike Championship - Round 3

2024 Hoosier British Sidecar Championship

FREE PRACTICE - STATISTICS

CLASS : GP

9 Starters

Fastest Lap History

NO	NAME	LAP TIME	TIME OF DAY	LAP	VEHICLE
34	CHRISTIE / CHRISTIE	1:40.307	11:38:31.392	2	LCR Yamaha
29	KERSHAW / CHARLWOOD	1:40.261	11:38:34.817	2	LCR Yamaha
34	CHRISTIE / CHRISTIE	1:38.125	11:40:09.517	3	LCR Yamaha
34	CHRISTIE / CHRISTIE	1:37.358	11:41:46.875	4	LCR Yamaha
34	CHRISTIE / CHRISTIE	1:36.890	11:45:01.298	6	LCR Yamaha
34	CHRISTIE / CHRISTIE	1:36.802	11:56:31.729	11	LCR Yamaha
34	CHRISTIE / CHRISTIE	1:36.534	11:58:08.263	12	LCR Yamaha
34	CHRISTIE / CHRISTIE	1:36.195	11:59:44.458	13	LCR Yamaha

MCRCB BULLETIN TK034

2024 Bennetts British Superbike Championship - Round 3

2024 Hoosier British Sidecar Championship

FREE PRACTICE - SESSION NOTES

TIME

MESSAGE

11:39:20

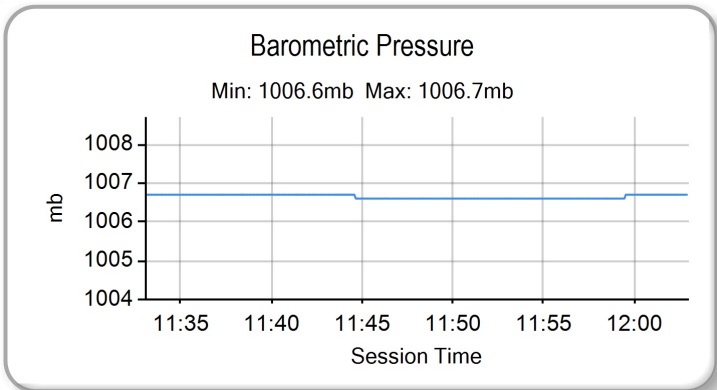
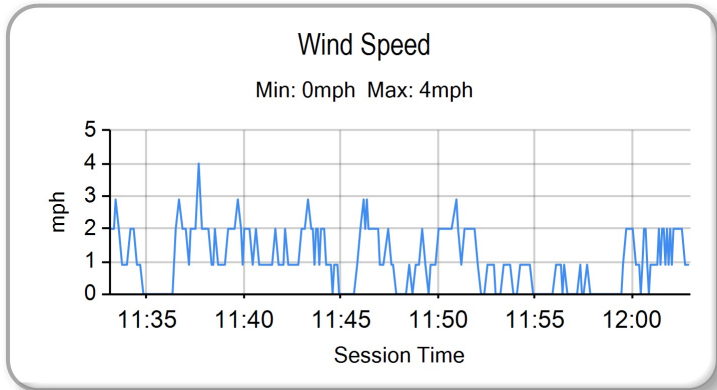
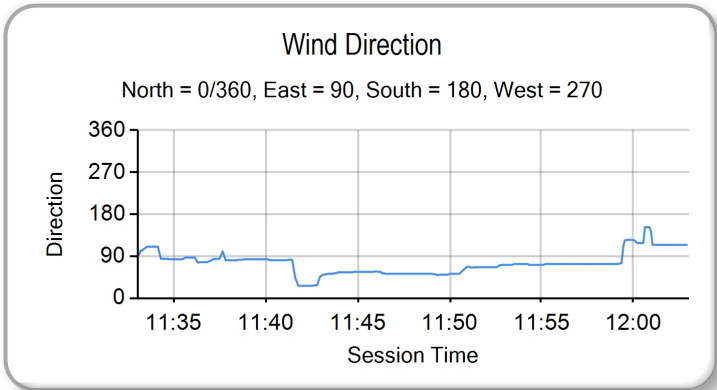
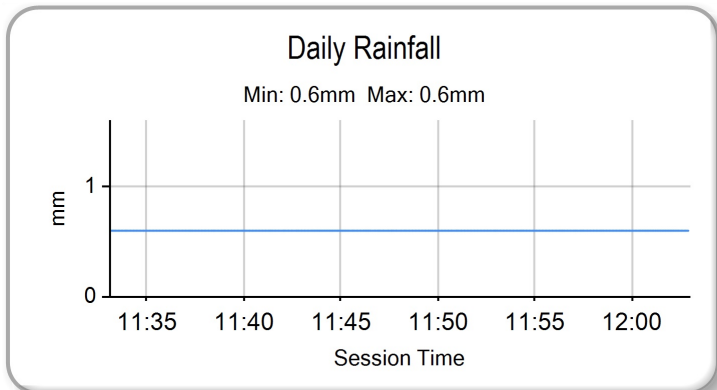
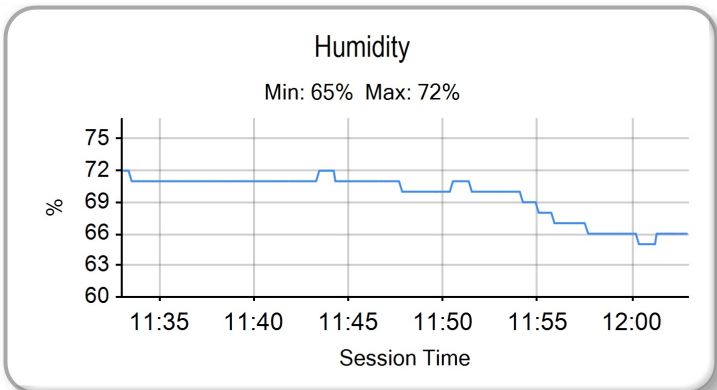
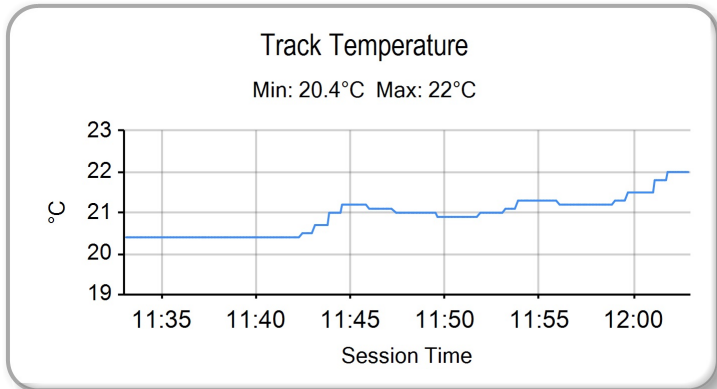
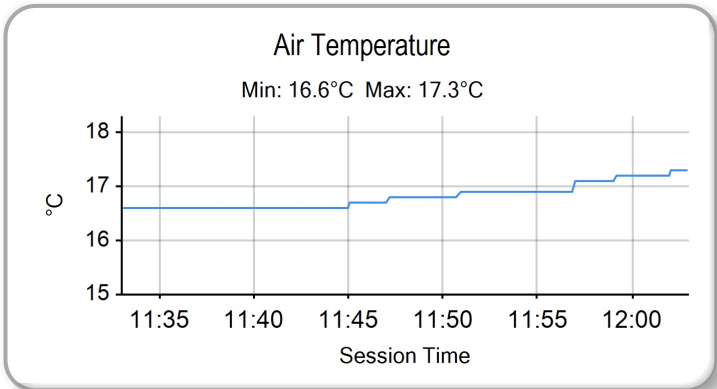
#29, #76, #77, #89 & #93 - NO WORKING TRANSPONDERS, PLEASE FIX ASAP.

MCRCB BULLETIN TK035

2024 Bennetts British Superbike Championship - Round 3

2024 Hoosier British Sidecar Championship

FREE PRACTICE - WEATHER CONDITIONS



QUALIFYING - CLASSIFICATION

POS	NO	CL	PIC	NAME	NAT	ENTRY	TIME	ON	LAPS	GAP	DIFF	MPH
1	34	GP	1	CHRISTIE / CHRISTIE		LCR Yamaha - Hannafin Contractors	1:35.692	11	14			93.57
2	29	GP	2	KERSHAW / CHARLWOOD		LCR Yamaha -	1:35.794	5	7	0.102	0.102	93.47
3	95	GP	3	BLACKSTOCK / ROSNEY		LCR Yamaha - Dave Holden Racing	1:36.494	8	9	0.802	0.700	92.79
4	93	GP	4	G.HOLDEN / LAWRENCE		LCR Kawasaki - Holden Racing	1:38.263	5	13	2.571	1.769	91.12
5	91	GP	5	WILLIAMS / PITT		LCR Yamaha - NaTimber - AQ Logistics	1:38.527	6	7	2.835	0.264	90.88
6	84	CUP	1	L Aidlow / LAIDLLOW		LCR Yamaha - Express Tyre Service / Pendragon Sen	1:38.606	11	12	2.914	0.079	90.81
7	5	GP	6	BIGGS / SEGERS		LCR Yamaha - Express Tyre Service/Santander Salt	1:38.965	11	13	3.273	0.359	90.48
8	27	CUP	2	KIRBY / KIRBY		Adolf RS Yamaha - KRT Racing	1:39.044	11	14	3.352	0.079	90.40
9	18	CUP	3	P.BELL / HYDE		LCR Yamaha - Marin Motorsports / HFF Civil Engineer	1:40.013	8	14	4.321	0.969	89.53
10	77	GP	7	REEVES / WILKES		Adolf RS Yamaha - Bonovo Action/Tim Reeves Racing	1:40.337	9	11	4.645	0.324	89.24
11	111	GP	8	CABLE / RICHARDSON		LCR Yamaha - L&W Racing	1:41.627	9	11	5.935	1.290	88.11
12	17	CUP	4	CLARKE / ENSOR		LCR Honda - Centurion Packaging / FINELINE Sealants	1:42.419	5	9	6.727	0.792	87.42
13	8	CUP	5	M.BELL / COLBROOK		LCR Yamaha - Bell Marin Racing/HFF	1:42.823	13	13	7.131	0.404	87.08
14	4	CUP	6	PEACH / EDWARDS		LCR Yamaha - Life Safety Motorsport	1:43.453	9	11	7.761	0.630	86.55
15	26	CUP	7	ATKINSON / SMITH		Adolf RS Honda - Mecsis/RAFMSA	1:45.052	4	8	9.360	1.599	85.23
16	76	F2	1	PEARSON / RESTALL		LCR Suzuki - Direct Commercials/ABS Racing	1:46.970	6	7	11.278	1.918	83.70
17	89	CUP	8	HAUXWELL / HAUXWELL		Adolf RS Yamaha - Haz Beanz / CJK Racing	1:48.193	5	6	12.501	1.223	82.76
18	38	CUP	9	MOSS / HOPE		LCR Yamaha - LifeSafety Motorsport - CMR	1:49.683	3	3	13.991	1.490	81.63

QUALIFYING LAPTIME (115.0% of 1:35.692) = 1:50.045

Comments:

#77 - Lap 5 time cancelled - Exceeded track limits at T7
 #77 - Lap 10 time cancelled - Exceeded track limits at T9
 #93 - Lap 12 time cancelled - Exceeded track limits at T9

Weather / Track : Cloudy / Dry

These results are provisional until the conclusion of any judicial and technical matters.

Date: 17/05/2024 Start: 16:26 Finish: 16:51

Donington Park GP: 2.4873 miles

Race Director: Stuart Higgs

S. Higgs

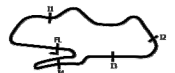
Digitally Approved at 17:04 Friday, 17 May 2024

Stewards:

Timekeeper: Richard Evans

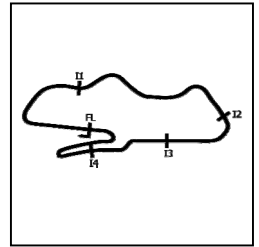
R. EVANS

Digitally Approved at 17:04 Friday, 17 May 2024

Results can be found at www.tsl-timing.com

Printed - 16:54 Friday, 17 May 2024

QUALIFYING - SECTOR ANALYSIS



SECTOR 1 = FL to I1, SECTOR 2 = I1 to I2, SECTOR 3 = I2 to I3, SECTOR 4 = I3 to I4, SECTOR 5 = I4 to FL, DIFF = Difference To Personal Best Lap, P = Crossed Finish Line in Pit Lane, D = Time Disallowed

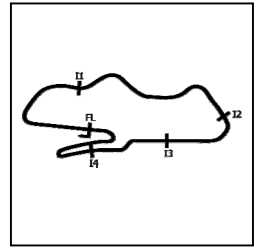
P1		34 GP		CHRISTIE / CHRISTIE		LCR Yamaha - Hannafin Contractors						
IDEAL LAP TIME : 1:35.406		BEST LAP TIME : 1:35.692		DIFFERENCE : 0.286								
LAP	SECTOR 1	SECTOR 2	SECTOR 3	SECTOR 4	SECTOR 5	LAP TIME	MPH	DIFF	TIME OF DAY			
1-	OUTLAP	100.4	28.424	13.434	125.2	12.080	26.979	93.4		16:27:50.095		
2-	21.895	114.9	26.407	13.026	126.6	11.552	25.427	94.1	1:38.307	91.08	2.615	16:29:28.402
3-	21.044	121.5	25.648	13.061	126.6	11.561	25.438	93.0	1:36.752	92.55	1.060	16:31:05.154
4-	20.936	122.0	25.558	13.073	126.1	11.526	25.349	94.2	1:36.442	92.84	0.750	16:32:41.596
5-	20.976	123.3	25.584	12.913	126.8	11.442	25.120	93.5	1:36.035 (3)	93.24	0.343	16:34:17.631
6-	20.987	122.4	25.517	12.891	126.8	11.431	25.279	93.5	1:36.105	93.17	0.413	16:35:53.736
7-	21.033	122.9	25.376	12.849	126.8	11.465	IN PIT		1:34.684 P	94.57		16:37:28.420
8-	OUTLAP	106.5	27.371	13.359	126.3	12.002	25.810	92.9	4:26.725	33.57	2:51.033	16:41:55.145
9-	21.173	120.9	25.670	12.912	127.8	11.732	25.612	93.4	1:37.099	92.21	1.407	16:43:32.244
10-	21.064	122.4	25.387	13.233	128.8	12.091	26.236	94.1	1:38.011	91.36	2.319	16:45:10.255
11-	20.991	124.2	25.376	12.936	126.8	11.426	24.963	94.3	1:35.692 (1)	93.57		16:46:45.947
12-	20.940	126.1	25.232	12.931	126.6	11.523	25.136	93.5	1:35.762 (2)	93.50	0.070	16:48:21.709
13-	21.058	124.2	25.418	12.960	126.3	11.436	25.172	93.9	1:36.044	93.23	0.352	16:49:57.753
14-	21.346	113.1	26.788	13.661	124.0	12.679	IN PIT		1:46.720 P	83.90	11.028	16:51:44.473

P2		29 GP		KERSHAW / CHARLWOOD		LCR Yamaha -						
IDEAL LAP TIME : 1:35.660		BEST LAP TIME : 1:35.794		DIFFERENCE : 0.134								
LAP	SECTOR 1	SECTOR 2	SECTOR 3	SECTOR 4	SECTOR 5	LAP TIME	MPH	DIFF	TIME OF DAY			
1-	OUTLAP	102.7	28.655	13.406	122.6	12.362	26.255	95.0				16:27:50.400
2-	22.053	113.7	26.625	13.056	126.6	11.636	25.637	94.6	1:39.007	90.44	3.213	16:29:29.407
3-	21.218	119.6	25.608	12.830	127.5	11.513	25.583	94.3	1:36.752 (3)	92.55	0.958	16:31:06.159
4-	21.002	117.7	25.560	12.784	127.5	11.592	25.309	94.9	1:36.247 (2)	93.03	0.453	16:32:42.406
5-	21.038	120.2	25.281	12.859	127.0	11.522	25.094	94.7	1:35.794 (1)	93.47		16:34:18.200
6-	21.056	119.8	25.267	12.868	127.3	11.701	26.078	87.4	1:36.970	92.34	1.176	16:35:55.170
7-	21.680	115.3	26.039	13.053	126.3	12.642	IN PIT		1:40.292 P	89.28	4.498	16:37:35.462

P3		95 GP		BLACKSTOCK / ROSNEY		LCR Yamaha - Dave Holden Racing						
IDEAL LAP TIME : 1:36.439		BEST LAP TIME : 1:36.494		DIFFERENCE : 0.055								
LAP	SECTOR 1	SECTOR 2	SECTOR 3	SECTOR 4	SECTOR 5	LAP TIME	MPH	DIFF	TIME OF DAY			
1-	OUTLAP	87.7	33.127	14.668	123.1	13.140	29.178	92.3				16:28:08.050
2-	21.792	118.5	26.357	12.945	126.6	11.728	25.683	93.3	1:38.505	90.90	2.011	16:29:46.555
3-	21.230	122.9	27.102	13.076	126.6	11.820	26.110	93.0	1:39.338	90.14	2.844	16:31:25.893
4-	21.335	119.8	25.964	12.788	127.0	11.672	25.474	93.5	1:37.233	92.09	0.739	16:33:03.126
5-	21.368	120.9	25.748	12.988	125.9	11.609	25.612	92.9	1:37.325	92.00	0.831	16:34:40.451
6-	21.154	120.4	25.673	12.938	127.5	11.657	25.582	93.7	1:37.004 (3)	92.31	0.510	16:36:17.455
7-	21.090	121.1	25.701	12.780	126.8	11.649	25.591	93.4	1:36.811 (2)	92.49	0.317	16:37:54.266
8-	21.112	121.3	25.573	12.813	126.1	11.589	25.407	93.4	1:36.494 (1)	92.79		16:39:30.760
9-	22.649	112.7	28.059	13.951	114.7	12.973	IN PIT		1:44.132 P	85.99	7.638	16:41:14.892

P4		93 GP		G.HOLDEN / LAWRENCE		LCR Kawasaki - Holden Racing						
IDEAL LAP TIME : 1:37.530		BEST LAP TIME : 1:38.263		DIFFERENCE : 0.733								
LAP	SECTOR 1	SECTOR 2	SECTOR 3	SECTOR 4	SECTOR 5	LAP TIME	MPH	DIFF	TIME OF DAY			
1-	OUTLAP	89.4	33.215	14.721	122.4	13.048	29.202	92.3				16:28:08.350
2-	21.760	120.0	26.987	13.080	126.1	11.788	26.058	91.5	1:39.673	89.83	1.410	16:29:48.023
3-	21.630	123.3	26.437	12.920	127.0	12.538	26.239	92.0	1:39.764	89.75	1.501	16:31:27.787
4-	21.567	123.5	26.218	13.069	125.4	11.787	25.917	91.9	1:38.558 (2)	90.85	0.295	16:33:06.345
5-	21.509	123.1	26.178	12.942	125.9	11.846	25.788	92.9	1:38.263 (1)	91.12		16:34:44.608
6-	21.424	124.7	26.271	13.185	125.6	12.645	IN PIT		1:41.208 P	88.47	2.945	16:36:25.816
7-	OUTLAP	107.2	27.766	13.466	124.7	12.143	26.206	92.8	5:12.489	28.65	3:34.226	16:41:38.305
8-	21.534	123.5	26.141	13.181	125.4	11.948	26.043	92.8	1:38.847	90.58	0.584	16:43:17.152
9-	21.633	121.5	26.264	12.950	127.3	12.658	26.891	94.2	1:40.396	89.19	2.133	16:44:57.548
10-	21.414	124.2	25.877	12.934	125.4	11.940	26.487	92.9	1:38.652 (3)	90.76	0.389	16:46:36.200
11-	21.480	123.1	26.328	12.969	125.2	11.857	26.242	91.9	1:38.876	90.56	0.613	16:48:15.076
12-	21.493	124.2	25.869	12.812	124.9	11.647	26.044	92.1	1:37.865 D	91.49		16:49:52.941
13-	21.503	123.1	26.186	13.744	120.4	13.342	IN PIT		1:45.575 P	84.81	7.312	16:51:38.516

QUALIFYING - SECTOR ANALYSIS



SECTOR 1 = FL to I1, SECTOR 2 = I1 to I2, SECTOR 3 = I2 to I3, SECTOR 4 = I3 to I4, SECTOR 5 = I4 to FL, DIFF = Difference To Personal Best Lap, P = Crossed Finish Line in Pit Lane, D = Time Disallowed

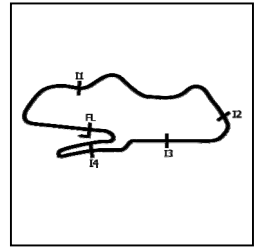
P5		91 GP		WILLIAMS / PITT		LCR Yamaha - NaTimber - AQ Logistics						
IDEAL LAP TIME : 1:38.267		BEST LAP TIME : 1:38.527		DIFFERENCE : 0.260								
LAP	SECTOR 1	SECTOR 2	SECTOR 3	SECTOR 4	SECTOR 5	LAP TIME	MPH	DIFF	TIME OF DAY			
1-	OUTLAP	100.6	31.481	14.592	119.1	13.861	29.528	91.4		16:28:10.079		
2-	22.722	105.8	28.420	13.793	116.5	12.956	27.529	87.8	1:45.420 (3)	84.94	6.893	16:29:55.499
3-	21.709	118.3	26.399	13.054	125.4	12.398		IN PIT	1:40.648 P	88.96	2.121	16:31:36.147
4-	OUTLAP	115.5	26.575	13.040	125.6	11.935	26.408	92.0	6:00.898	24.81	4:22.371	16:37:37.045
5-	21.483	123.5	25.959	13.139	124.9	11.972	26.010	90.6	1:38.563 (2)	90.85	0.036	16:39:15.608
6-	21.432	124.0	25.885	13.093	124.7	11.900	26.217	89.9	1:38.527 (1)	90.88		16:40:54.135
7-	22.272	110.7	27.216	13.436	123.3	12.764		IN PIT	1:43.233 P	86.74	4.706	16:42:37.368

P6		84 CUP		LAIDLAW / LAIDLAW		LCR Yamaha - Express Tyre Service / Pendragon Services Inc.						
IDEAL LAP TIME : 1:38.040		BEST LAP TIME : 1:38.606		DIFFERENCE : 0.566								
LAP	SECTOR 1	SECTOR 2	SECTOR 3	SECTOR 4	SECTOR 5	LAP TIME	MPH	DIFF	TIME OF DAY			
1-	OUTLAP	96.9	29.115	13.459	121.7	13.543	27.407	91.9				16:27:49.716
2-	22.533	115.5	27.368	13.181	125.4	12.184	26.760	92.3	1:42.026	87.76	3.420	16:29:31.742
3-	22.234	117.1	26.568	13.119	127.0	12.516	26.147	93.0	1:40.584	89.02	1.978	16:31:12.326
4-	21.648	118.3	26.678	12.980	125.6	12.822	26.833	92.9	1:40.961	88.69	2.355	16:32:53.287
5-	21.482	122.9	26.105	12.934	125.9	12.328	25.981	91.8	1:38.830 (2)	90.60	0.224	16:34:32.117
6-	21.490	121.5	26.272	13.200	123.8	13.105		IN PIT	1:40.876 P	88.76	2.270	16:36:12.993
7-	OUTLAP	103.5	28.562	13.069	124.5	12.969	26.331	91.6	3:39.743	40.74	2:01.137	16:39:52.736
8-	21.891	112.9	25.929	13.471	118.9	13.551		IN PIT	1:41.783 P	87.97	3.177	16:41:34.519
9-	OUTLAP	110.0	26.690	12.989	123.8	12.735	26.372	92.4	3:00.893	49.50	1:22.287	16:44:35.412
10-	21.516	123.5	25.932	13.028	123.5	12.127	26.407	93.2	1:39.010 (3)	90.43	0.404	16:46:14.422
11-	21.941	122.6	25.629	13.015	123.3	12.153	25.868	92.4	1:38.606 (1)	90.81		16:47:53.028
12-	22.145	106.1	27.905	13.306	120.6	13.255		IN PIT	1:44.176 P	85.95	5.570	16:49:37.204

P7		5 GP		BIGGS / SEGERS		LCR Yamaha - Express Tyre Service/Santander Salt						
IDEAL LAP TIME : 1:38.753		BEST LAP TIME : 1:38.965		DIFFERENCE : 0.212								
LAP	SECTOR 1	SECTOR 2	SECTOR 3	SECTOR 4	SECTOR 5	LAP TIME	MPH	DIFF	TIME OF DAY			
1-	OUTLAP	104.3	28.231	13.550	124.7	12.481	26.719	92.6				16:27:51.717
2-	21.777	113.9	26.861	13.134	125.4	12.216	26.312	93.8	1:40.300	89.27	1.335	16:29:32.017
3-	21.604	117.7	26.603	13.262	123.3	12.429	26.153	92.1	1:40.051	89.49	1.086	16:31:12.068
4-	21.659	120.0	26.558	13.203	123.3	12.319	26.064	92.3	1:39.803	89.72	0.838	16:32:51.871
5-	21.456	121.7	26.583	13.305	122.6	12.287	25.990	92.1	1:39.621	89.88	0.656	16:34:31.492
6-	21.672	121.1	26.581	13.317	122.2	12.369	26.012	92.0	1:39.951	89.58	0.986	16:36:11.443
7-	22.100	120.2	27.435	13.559	120.9	12.830		IN PIT	1:44.220 P	85.91	5.255	16:37:55.663
8-	OUTLAP	104.2	28.688	13.502	122.9	12.605	26.638	92.3	6:11.752	24.08	4:32.787	16:44:07.415
9-	21.655	123.5	26.436	13.183	123.3	12.071	26.043	91.6	1:39.388 (2)	90.09	0.423	16:45:46.803
10-	21.542	124.0	26.578	13.151	123.3	12.156	26.012	92.0	1:39.439 (3)	90.04	0.474	16:47:26.242
11-	21.570	122.9	26.292	13.219	122.6	11.901	25.983	91.5	1:38.965 (1)	90.48		16:49:05.207
12-	21.492	122.9	26.299	13.427	121.5	12.323	26.481	88.6	1:40.022	89.52	1.057	16:50:45.229
13-	21.755	122.0	26.279	13.337	122.4	12.365		IN PIT	1:43.548 P	86.47	4.583	16:52:28.777

P8		27 CUP		KIRBY / KIRBY		Adolf RS Yamaha - KRT Racing						
IDEAL LAP TIME : 1:38.575		BEST LAP TIME : 1:39.044		DIFFERENCE : 0.469								
LAP	SECTOR 1	SECTOR 2	SECTOR 3	SECTOR 4	SECTOR 5	LAP TIME	MPH	DIFF	TIME OF DAY			
1-	OUTLAP	100.4	29.062	13.700	121.3	13.086	27.598	89.5				16:27:57.306
2-	21.910	122.9	26.988	13.437	121.5	12.611	26.835	89.7	1:41.781	87.97	2.737	16:29:39.087
3-	21.947	121.1	26.517	13.244	122.2	12.587	26.311	89.9	1:40.606	89.00	1.562	16:31:19.693
4-	21.833	121.5	26.661	13.227	121.1	12.590	26.259	90.0	1:40.570	89.03	1.526	16:33:00.263
5-	22.304	109.8	27.329	13.443	120.0	12.631	26.730	89.7	1:42.437	87.41	3.393	16:34:42.700
6-	22.155	121.7	26.676	13.554	121.1	12.878	28.713	89.8	1:43.976	86.12	4.932	16:36:26.676
7-	21.820	121.7	26.305	13.268	121.1	12.513	26.096	90.0	1:40.002	89.54	0.958	16:38:06.678
8-	22.276	97.8	29.268	13.962	117.7	13.964		IN PIT	1:48.070 P	82.85	9.026	16:39:54.748
9-	OUTLAP	101.5	28.091	13.693	121.5	12.597	27.750	89.5	3:49.026	39.09	2:09.982	16:43:43.774
10-	21.802	120.0	26.334	13.072	121.7	11.938	25.934	90.4	1:39.080 (2)	90.37	0.036	16:45:22.854
11-	21.666	122.0	26.009	13.154	121.5	11.894	26.321	90.4	1:39.044 (1)	90.40		16:47:01.898
12-	21.940	113.5	27.687	13.993	120.2	13.453	28.627	90.1	1:45.700	84.71	6.656	16:48:47.598
13-	21.849	120.9	26.063	13.233	120.6	11.924	26.322	89.3	1:39.391 (3)	90.09	0.347	16:50:26.989
14-	21.850	120.9	26.068	13.276	121.3	12.171	26.295	91.3	1:39.660	89.85	0.616	16:52:06.649

QUALIFYING - SECTOR ANALYSIS



SECTOR 1 = FL to I1, SECTOR 2 = I1 to I2, SECTOR 3 = I2 to I3, SECTOR 4 = I3 to I4, SECTOR 5 = I4 to FL, DIFF = Difference To Personal Best Lap, P = Crossed Finish Line in Pit Lane, D = Time Disallowed

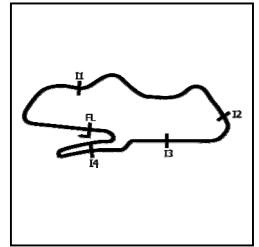
P9		18 CUP		P.BELL / HYDE		LCR Yamaha - Marin Motorsports / HFF Civil Engineering						
IDEAL LAP TIME : 1:39.496		BEST LAP TIME : 1:40.013		DIFFERENCE : 0.517								
LAP	SECTOR 1	SECTOR 2	SECTOR 3	SECTOR 4	SECTOR 5	LAP TIME	MPH	DIFF	TIME OF DAY			
1-	OUTLAP	102.9	28.771	13.608	123.5	12.833	26.921	89.4		16:27:54.339		
2-	22.051	111.4	27.282	13.271	123.3	12.649	26.451	90.3	1:41.704	88.04	1.691	16:29:36.043
3-	21.837	110.3	26.858	13.111	124.0	12.387	26.254	90.0	1:40.447	89.14	0.434	16:31:16.490
4-	21.778	114.9	26.888	13.280	123.3	12.428	26.162	91.1	1:40.536	89.06	0.523	16:32:57.026
5-	21.831	112.5	27.029	13.285	123.3	12.359	26.473	90.3	1:40.977	88.67	0.964	16:34:38.003
6-	21.703	111.2	26.431	13.191	124.0	12.455	26.288	91.1	1:40.068 (2)	89.48	0.055	16:36:18.071
7-	21.873	112.7	26.673	13.104	124.0	12.170	26.407	90.8	1:40.227 (3)	89.34	0.214	16:37:58.298
8-	21.629	110.7	26.593	13.168	123.1	12.383	26.240	89.8	1:40.013 (1)	89.53		16:39:38.311
9-	22.537	105.3	27.451	13.467	123.3	12.635	26.525	89.7	1:42.615	87.26	2.602	16:41:20.926
10-	21.962	108.0	26.803	13.285	123.3	12.427	IN PIT		1:42.473 P	87.38	2.460	16:43:03.399
11-	OUTLAP	101.2	28.357	13.572	122.2	12.961	27.378	88.3	4:15.550	35.03	2:35.537	16:47:18.949
12-	22.099	111.1	27.710	13.315	123.5	12.490	26.486	90.5	1:42.100	87.70	2.087	16:49:01.049
13-	21.745	114.1	26.442	13.162	123.3	12.321	26.563	89.8	1:40.233	89.33	0.220	16:50:41.282
14-	21.704	112.4	26.582	13.241	122.2	12.281	26.600	90.3	1:40.408	89.18	0.395	16:52:21.690

P10		77 GP		REEVES / WILKES		Adolf RS Yamaha - Bonovo Action/Tim Reeves Racing						
IDEAL LAP TIME : 1:39.705		BEST LAP TIME : 1:40.337		DIFFERENCE : 0.632								
LAP	SECTOR 1	SECTOR 2	SECTOR 3	SECTOR 4	SECTOR 5	LAP TIME	MPH	DIFF	TIME OF DAY			
1-	OUTLAP	93.0	29.686	13.966	122.0	13.511	27.709	91.0				16:28:14.720
2-	22.167	104.8	27.959	13.245	125.9	12.756	IN PIT		1:41.482 P	88.23	1.145	16:29:56.202
3-	OUTLAP	102.4	28.094	13.428	124.0	12.777	27.175	91.4	5:33.858	26.82	3:53.521	16:35:30.060
4-	22.096	112.4	26.832	13.284	124.0	12.358	26.571	93.3	1:41.141	88.53	0.804	16:37:11.201
5-	21.737	115.9	27.315	13.359	123.1	13.937	28.368	92.6	1:44.746 D	85.51	4.379	16:38:55.917
6-	21.662	115.9	26.793	13.213	124.5	12.206	26.589	92.4	1:40.463 (2)	89.13	0.126	16:40:36.380
7-	24.870	97.2	29.457	14.922	100.6	14.043	28.583	92.0	1:51.875	80.03	11.538	16:42:28.255
8-	22.019	112.4	26.837	13.137	125.6	12.186	26.735	92.4	1:40.914 (3)	88.73	0.577	16:44:09.169
9-	21.705	113.1	26.869	13.228	124.7	12.156	26.379	92.6	1:40.337 (1)	89.24		16:45:49.506
10-	21.751	112.7	26.579	13.327	124.0	11.948	26.672	92.4	1:40.277 D	89.29		16:47:29.783
11-	25.487	97.1	30.758	15.176	100.6	14.755	IN PIT		1:54.382 P	78.28	14.045	16:49:24.165

P11		111 GP		CABLE / RICHARDSON		LCR Yamaha - L&W Racing						
IDEAL LAP TIME : 1:41.405		BEST LAP TIME : 1:41.627		DIFFERENCE : 0.222								
LAP	SECTOR 1	SECTOR 2	SECTOR 3	SECTOR 4	SECTOR 5	LAP TIME	MPH	DIFF	TIME OF DAY			
1-	OUTLAP	93.2	30.111	13.747	123.5	13.099	27.568	91.1				16:28:00.743
2-	22.452	106.8	28.064	13.676	123.1	12.653	26.768	91.3	1:43.613	86.42	1.986	16:29:44.356
3-	22.453	104.2	28.362	13.448	124.9	12.728	27.624	91.4	1:44.615	85.59	2.988	16:31:28.971
4-	22.154	106.0	27.890	13.485	124.2	12.539	26.758	91.4	1:42.826	87.08	1.199	16:33:11.797
5-	22.207	106.1	27.511	13.417	124.0	12.408	26.519	91.1	1:42.062 (2)	87.73	0.435	16:34:53.859
6-	22.067	106.5	27.709	13.390	124.0	12.309	26.657	91.4	1:42.132 (3)	87.67	0.505	16:36:35.991
7-	22.181	99.1	27.953	13.390	124.0	12.596	26.507	90.9	1:42.627	87.25	1.000	16:38:18.618
8-	22.375	106.0	27.479	13.326	124.2	12.447	27.109	91.1	1:42.736	87.15	1.109	16:40:01.354
9-	22.038	104.6	27.389	13.252	124.7	12.531	26.417	91.6	1:41.627 (1)	88.11		16:41:42.981
10-	22.090	107.3	27.637	13.432	123.5	12.429	26.628	91.3	1:42.216	87.60	0.589	16:43:25.197
11-	22.531	105.5	28.727	13.785	121.3	13.125	IN PIT		1:44.920 P	85.34	3.293	16:45:10.117

P12		17 CUP		CLARKE / ENSOR		LCR Honda - Centurion Packaging / Fineline Sealants / CYB Fit						
IDEAL LAP TIME : 1:41.887		BEST LAP TIME : 1:42.419		DIFFERENCE : 0.532								
LAP	SECTOR 1	SECTOR 2	SECTOR 3	SECTOR 4	SECTOR 5	LAP TIME	MPH	DIFF	TIME OF DAY			
1-	OUTLAP	89.5	31.557	13.988	120.9	13.904	29.233	89.9				16:28:12.315
2-	23.640	100.4	28.472	13.589	120.6	13.262	27.588	89.3	1:46.551	84.03	4.132	16:29:58.866
3-	22.458	107.7	27.958	13.522	120.4	12.810	26.907	89.8	1:43.655	86.38	1.236	16:31:42.521
4-	22.327	106.5	29.155	13.922	119.6	12.828	26.688	89.8	1:44.920	85.34	2.501	16:33:27.441
5-	22.117	110.9	27.414	13.461	120.0	12.588	26.839	89.5	1:42.419 (1)	87.42		16:35:09.860
6-	22.334	112.5	27.300	13.404	121.1	12.693	27.082	89.3	1:42.813 (3)	87.09	0.394	16:36:52.673
7-	22.234	110.0	28.311	13.520	119.8	12.482	26.584	89.2	1:43.131	86.82	0.712	16:38:35.804
8-	22.287	109.1	27.400	13.405	119.6	12.758	26.780	89.7	1:42.630 (2)	87.24	0.211	16:40:18.434
9-	22.831	101.9	28.606	13.674	121.5	13.098	IN PIT		1:48.885 P	82.23	6.466	16:42:07.319

QUALIFYING - SECTOR ANALYSIS



SECTOR 1 = FL to I1, SECTOR 2 = I1 to I2, SECTOR 3 = I2 to I3, SECTOR 4 = I3 to I4, SECTOR 5 = I4 to FL, DIFF = Difference To Personal Best Lap, P = Crossed Finish Line in Pit Lane, D = Time Disallowed

P13		8 CUP		M.BELL / COLBROOK		LCR Yamaha - Bell Marin Racing/HFF						
IDEAL LAP TIME : 1:42.610		BEST LAP TIME : 1:42.823		DIFFERENCE : 0.213								
LAP	SECTOR 1	SECTOR 2	SECTOR 3	SECTOR 4	SECTOR 5	LAP TIME	MPH	DIFF	TIME OF DAY			
1-	OUTLAP	89.0	31.186	13.826	121.5	14.656	28.867	88.3		16:28:18.084		
2-	23.534	98.3	30.167	14.377	120.0	13.147	27.920	88.3	1:49.145	82.04	6.322	16:30:07.229
3-	22.459	108.4	28.185	13.560	121.3	12.852	27.852	87.4	1:44.908	85.35	2.085	16:31:52.137
4-	22.459	109.1	27.735	13.400	121.1	13.343	27.862	89.3	1:44.799	85.44	1.976	16:33:36.936
5-	22.368	107.0	27.667	13.461	120.6	12.938	27.639	88.8	1:44.073	86.04	1.250	16:35:21.009
6-	22.261	108.2	28.027	13.407	120.9	13.210	27.583	88.6	1:44.488	85.69	1.665	16:37:05.497
7-	22.106	104.6	27.725	13.597	120.4	12.914	27.326	89.3	1:43.668 (3)	86.37	0.845	16:38:49.165
8-	22.167	106.1	27.286	13.397	121.1	12.780	IN PIT		1:41.980 P	87.80		16:40:31.145
9-	OUTLAP	100.7	28.315	13.565	120.6	13.050	28.117	88.7	4:40.869	31.88	2:58.046	16:45:12.014
10-	22.198	108.7	27.749	13.465	120.9	13.325	27.328	89.5	1:44.065	86.04	1.242	16:46:56.079
11-	22.306	109.8	27.543	13.619	120.2	12.963	27.705	87.8	1:44.136	85.98	1.313	16:48:40.215
12-	22.220	111.4	27.436	13.455	120.6	12.702	27.672	86.1	1:43.485 (2)	86.52	0.662	16:50:23.700
13-	22.145	113.3	27.398	13.459	120.6	12.684	27.137	89.5	1:42.823 (1)	87.08		16:52:06.523

P14		4 CUP		PEACH / EDWARDS		LCR Yamaha - Life Safety Motorsport						
IDEAL LAP TIME : 1:42.794		BEST LAP TIME : 1:43.453		DIFFERENCE : 0.659								
LAP	SECTOR 1	SECTOR 2	SECTOR 3	SECTOR 4	SECTOR 5	LAP TIME	MPH	DIFF	TIME OF DAY			
1-	OUTLAP	94.3	32.802	14.970	117.3	13.487	29.364	88.7				16:28:09.405
2-	23.104	106.1	28.457	13.937	117.5	12.908	28.031	87.4	1:46.437	84.12	2.984	16:29:55.842
3-	22.869	108.4	28.101	13.722	118.1	12.779	27.192	88.3	1:44.663	85.55	1.210	16:31:40.505
4-	23.478	104.5	29.870	14.191	113.1	13.847	IN PIT		1:48.509 P	82.52	5.056	16:33:29.014
5-	OUTLAP	100.6	29.755	14.010	117.1	13.644	28.622	89.0	6:32.712	22.80	4:49.259	16:40:01.726
6-	22.549	109.8	27.853	13.843	118.7	12.496	26.890	88.5	1:43.631 (2)	86.40	0.178	16:41:45.357
7-	23.345	102.6	29.175	14.170	112.4	13.606	IN PIT		1:48.620 P	82.43	5.167	16:43:33.977
8-	OUTLAP	102.6	30.121	14.760	109.1	14.959	29.653	89.1	2:40.083	55.93	56.630	16:46:14.060
9-	22.827	115.3	27.306	13.562	118.7	12.487	27.271	88.7	1:43.453 (1)	86.55		16:47:57.513
10-	22.588	115.1	27.514	13.627	117.5	12.801	27.527	87.8	1:44.057 (3)	86.05	0.604	16:49:41.570
11-	26.175	94.6	32.208	15.114	101.0	14.947	IN PIT		2:01.602 P	73.63	18.149	16:51:43.172

P15		26 CUP		ATKINSON / SMITH		Adolf RS Honda - Meccia/RAFMSA						
IDEAL LAP TIME : 1:43.458		BEST LAP TIME : 1:45.052		DIFFERENCE : 1.594								
LAP	SECTOR 1	SECTOR 2	SECTOR 3	SECTOR 4	SECTOR 5	LAP TIME	MPH	DIFF	TIME OF DAY			
1-	OUTLAP	97.2	31.268	14.076	117.3	15.173	29.850	91.6				16:28:20.705
2-	23.246	107.7	29.481	14.246	107.3	14.808	28.790	93.0	1:50.571	80.98	5.519	16:30:11.276
3-	22.638	109.2	28.458	13.661	127.3	13.943	28.198	94.1	1:46.898 (3)	83.76	1.846	16:31:58.174
4-	22.552	115.1	27.924	13.578	125.9	13.300	27.698	93.5	1:45.052 (1)	85.23		16:33:43.226
5-	22.179	114.7	27.905	13.445	126.3	13.222	IN PIT		1:44.581 P	85.62		16:35:27.807
6-	OUTLAP	106.6	29.377	13.579	126.3	13.399	27.710	93.7	6:01.220	24.78	4:16.168	16:41:29.027
7-	22.394	114.3	28.076	13.465	114.1	13.741	27.696	94.1	1:45.372 (2)	84.97	0.320	16:43:14.399
8-	22.354	113.5	27.248	13.494	125.9	12.890	IN PIT		1:44.965 P	85.30		16:44:59.364

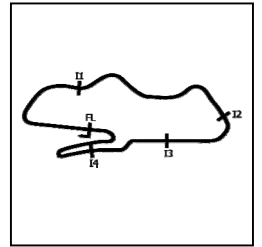
P16		76 F2		PEARSON / RESTALL		LCR Suzuki - Direct Commercials/ABS Racing						
IDEAL LAP TIME : 1:46.844		BEST LAP TIME : 1:46.970		DIFFERENCE : 0.126								
LAP	SECTOR 1	SECTOR 2	SECTOR 3	SECTOR 4	SECTOR 5	LAP TIME	MPH	DIFF	TIME OF DAY			
1-	OUTLAP	86.1	31.307	15.109	105.1	15.326	30.419	90.4				16:28:19.318
2-	23.376	96.5	29.892	14.487	120.9	13.555	29.217	90.1	1:50.527 (3)	81.01	3.557	16:30:09.845
3-	23.353	97.8	28.548	13.795	121.1	13.902	28.577	90.1	1:48.175 (2)	82.77	1.205	16:31:58.020
4-	23.484	96.4	28.983	14.877	94.3	16.310	IN PIT		1:58.989 P	75.25	12.019	16:33:57.009
5-	OUTLAP	84.2	31.080	14.567	115.9	14.346	30.161	89.5	7:30.353	19.88	5:43.383	16:41:27.362
6-	23.119	95.4	28.618	13.603	121.1	13.611	28.019	90.6	1:46.970 (1)	83.70		16:43:14.332
7-	25.930	75.8	37.280	16.832	91.6	17.592	IN PIT		2:14.097 P	66.77	27.127	16:45:28.429

MCRCB BULLETIN TK083

2024 Bennetts British Superbike Championship - Round 3

2024 Hoosier British Sidecar Championship

QUALIFYING - SECTOR ANALYSIS



SECTOR 1 = FL to I1, SECTOR 2 = I1 to I2, SECTOR 3 = I2 to I3, SECTOR 4 = I3 to I4, SECTOR 5 = I4 to FL, DIFF = Difference To Personal Best Lap, P = Crossed Finish Line in Pit Lane, D = Time Disallowed

P17		89 CUP		HAUXWELL / HAUXWELL		Adolf RS Yamaha - Haz Beanz / CJK Racing						
IDEAL LAP TIME : 1:47.949		BEST LAP TIME : 1:48.193		DIFFERENCE : 0.244								
LAP	SECTOR 1	SECTOR 2	SECTOR 3	SECTOR 4	SECTOR 5	LAP TIME	MPH	DIFF	TIME OF DAY			
1-	OUTLAP	83.4	31.411	14.735	120.9	14.065	29.185	89.9		16:28:16.051		
2-	23.739	91.1	32.069	15.286	109.2	15.392	IN PIT		2:05.160 P	71.54	16.967	16:30:21.211
3-	OUTLAP	83.9	31.432	14.241	117.3	13.605	28.842	90.0	6:29.283	23.00	4:41.090	16:36:50.494
4-	23.579	91.5	29.553	14.114	118.1	13.529	27.915	87.9	1:48.690 (2)	82.38	0.497	16:38:39.184
5-	23.650	95.0	29.071	14.185	117.1	13.270	28.017	87.4	1:48.193 (1)	82.76		16:40:27.377
6-	24.646	86.3	31.879	15.844	103.8	14.907	IN PIT		2:01.957 P	73.42	13.764	16:42:29.334

P18		38 CUP		MOSS / HOPE		LCR Yamaha - LifeSafety Motorsport - CMR						
IDEAL LAP TIME : 1:49.467		BEST LAP TIME : 1:49.683		DIFFERENCE : 0.216								
LAP	SECTOR 1	SECTOR 2	SECTOR 3	SECTOR 4	SECTOR 5	LAP TIME	MPH	DIFF	TIME OF DAY			
1-	OUTLAP	94.3	31.187	14.647	114.7	14.081	30.663	78.4				16:28:11.884
2-	24.626	101.0	29.738	14.283	112.9	13.804	29.076	83.2	1:51.527 (2)	80.28	1.844	16:30:03.411
3-	23.653	100.7	29.288	14.070	113.3	13.463	29.209	83.7	1:49.683 (1)	81.63		16:31:53.094

MCRCB BULLETIN TK084

2024 Bennetts British Superbike Championship - Round 3

2024 Hoosier British Sidecar Championship

QUALIFYING - BEST SECTORS

POS	SECTOR 1		SECTOR 2		SECTOR 3		SECTOR 4		SECTOR 5		IDEAL / BEST COMPARISON										
	NO	TIME	NO	TIME	NO	TIME	NO	TIME	NO	TIME	POS	NO	NAME	IDEAL	BEST	DIFF					
														PERFECT LAP	1:35.337						
1	34	CHR	20.936	34	CHR	25.232	95	BLA	12.780	34	CHR	11.426	34	CHR	24.963	1	34	CHRISTIE / CHRISTIE	1:35.406	1:35.692	0.286
2	29	KER	21.002	29	KER	25.267	29	KER	12.784	29	KER	11.513	29	KER	25.094	2	29	KERSHAW / CHARLWOOD	1:35.660	1:35.794	0.134
3	95	BLA	21.090	95	BLA	25.573	93	G.H	12.812	95	BLA	11.589	95	BLA	25.407	3	95	BLACKSTOCK / ROSNEY	1:36.439	1:36.494	0.055
4	93	G.H	21.414	84	LAI	25.629	34	CHR	12.849	93	G.H	11.647	93	G.H	25.788	4	93	G.HOLDEN / LAWRENCE	1:37.530	1:38.263	0.733
5	91	WIL	21.432	93	G.H	25.869	84	LAI	12.934	27	KIR	11.894	84	LAI	25.868	5	84	LIDLAW / LAIDLAW	1:38.040	1:38.606	0.566
6	5	BIG	21.456	91	WIL	25.885	91	WIL	13.040	91	WIL	11.900	27	KIR	25.934	6	91	WILLIAMS / PITT	1:38.267	1:38.527	0.260
7	84	LAI	21.482	27	KIR	26.009	27	KIR	13.072	5	BIG	11.901	5	BIG	25.983	7	27	KIRBY / KIRBY	1:38.575	1:39.044	0.469
8	18	P.B	21.629	5	BIG	26.279	18	P.B	13.104	77	REE	11.948	91	WIL	26.010	8	5	BIGGS / SEGERS	1:38.753	1:38.965	0.212
9	77	REE	21.662	18	P.B	26.431	5	BIG	13.134	84	LAI	12.127	18	P.B	26.162	9	18	P.BELL / HYDE	1:39.496	1:40.013	0.517
10	27	KIR	21.666	77	REE	26.579	77	REE	13.137	18	P.B	12.170	77	REE	26.379	10	77	REEVES / WILKES	1:39.705	1:40.337	0.632
11	111	CAB	22.038	26	ATK	27.248	111	CAB	13.252	111	CAB	12.309	111	CAB	26.417	11	111	CABLE / RICHARDSON	1:41.405	1:41.627	0.222
12	8	M.B	22.106	8	M.B	27.286	8	M.B	13.397	17	CLA	12.482	17	CLA	26.584	12	17	CLARKE / ENSOR	1:41.887	1:42.419	0.532
13	17	CLA	22.117	17	CLA	27.300	17	CLA	13.404	4	PEA	12.487	4	PEA	26.890	13	8	M.BELL / COLBROOK	1:42.610	1:42.823	0.213
14	26	ATK	22.179	4	PEA	27.306	26	ATK	13.445	8	M.B	12.684	8	M.B	27.137	14	4	PEACH / EDWARDS	1:42.794	1:43.453	0.659
15	4	PEA	22.549	111	CAB	27.389	4	PEA	13.562	26	ATK	12.890	26	ATK	27.696	15	26	ATKINSON / SMITH	1:43.458	1:45.052	1.594
16	76	PEA	23.119	76	PEA	28.548	76	PEA	13.603	89	HAU	13.270	89	HAU	27.915	16	76	PEARSON / RESTALL	1:46.844	1:46.970	0.126
17	38	MOS	23.570	89	HAU	29.071	38	MOS	14.070	38	MOS	13.463	76	PEA	28.019	17	89	HAUXWELL / HAUXWELL	1:47.949	1:48.193	0.244
18	89	HAU	23.579	38	MOS	29.288	89	HAU	14.114	76	PEA	13.555	38	MOS	29.076	18	38	MOSS / HOPE	1:49.467	1:49.683	0.216

MCRCB BULLETIN TK085**2024 Bennetts British Superbike Championship - Round 3****2024 Hoosier British Sidecar Championship****QUALIFYING - BEST SPEEDS**

POS	INTERMEDIATE 1		INTERMEDIATE 2		INTERMEDIATE 3		INTERMEDIATE 4		FINISH LINE	
	NO	NAME MPH	NO	NAME MPH	NO	NAME MPH	NO	NAME MPH	NO	NAME MPH
1	34	CHRISTIE / CHRISTIE 126.1			34	CHRISTIE / CHRISTIE 128.8			29	KERSHAW / CHARLWOOD 95.0
2	93	G.HOLDEN / LAWRENCE 124.7			29	KERSHAW / CHARLWOOD 127.5			34	CHRISTIE / CHRISTIE 94.3
3	91	WILLIAMS / PITT 124.0			95	BLACKSTOCK / ROSNEY 127.5			93	G.HOLDEN / LAWRENCE 94.2
4	5	BIGGS / SEGERS 124.0			93	G.HOLDEN / LAWRENCE 127.3			26	ATKINSON / SMITH 94.1
5	84	LAIDLAW / LAIDLAW 123.5			26	ATKINSON / SMITH 127.3			5	BIGGS / SEGERS 93.8
6	95	BLACKSTOCK / ROSNEY 122.9			84	LAIDLAW / LAIDLAW 127.0			95	BLACKSTOCK / ROSNEY 93.7
7	27	KIRBY / KIRBY 122.9			77	REEVES / WILKES 125.9			77	REEVES / WILKES 93.3
8	29	KERSHAW / CHARLWOOD 120.2			91	WILLIAMS / PITT 125.6			84	LAIDLAW / LAIDLAW 93.2
9	77	REEVES / WILKES 115.9			5	BIGGS / SEGERS 125.4			91	WILLIAMS / PITT 92.0
10	4	PEACH / EDWARDS 115.3			111	CABLE / RICHARDSON 124.9			111	CABLE / RICHARDSON 91.6
11	26	ATKINSON / SMITH 115.1			18	P.BELL / HYDE 124.0			27	KIRBY / KIRBY 91.3
12	18	P.BELL / HYDE 114.9			27	KIRBY / KIRBY 122.2			18	P.BELL / HYDE 91.1
13	8	M.BELL / COLBROOK 113.3			17	CLARKE / ENSOR 121.5			76	PEARSON / RESTALL 90.6
14	17	CLARKE / ENSOR 112.5			8	M.BELL / COLBROOK 121.5			89	HAUXWELL / HAUWELL 90.0
15	111	CABLE / RICHARDSON 107.3			76	PEARSON / RESTALL 121.1			17	CLARKE / ENSOR 89.9
16	38	MOSS / HOPE 105.5			89	HAUXWELL / HAUWELL 120.9			8	M.BELL / COLBROOK 89.5
17	76	PEARSON / RESTALL 97.8			4	PEACH / EDWARDS 118.7			4	PEACH / EDWARDS 89.1
18	89	HAUXWELL / HAUWELL 95.0			38	MOSS / HOPE 114.7			38	MOSS / HOPE 83.7

MCRCB BULLETIN TK086

2024 Bennetts British Superbike Championship - Round 3

2024 Hoosier British Sidecar Championship

QUALIFYING - STATISTICS

Competitors Started	18
Planned Start	2024-05-17 @ 16:25:00.000
Actual Start	2024-05-17 @ 16:26:00.735
Finish Time	2024-05-17 @ 16:51:00.735
Track Length	2.4873mi.
Total Laps	185
Total Distance Covered	460.1595mi.

Session Fastest Lap History

NO	CL	NAME	LAP TIME	TIME OF DAY	LAP	VEHICLE
34	GP	CHRISTIE / CHRISTIE	1:38.307	16:29:28.402	2	LCR Yamaha
34	GP	CHRISTIE / CHRISTIE	1:36.752	16:31:05.154	3	LCR Yamaha
34	GP	CHRISTIE / CHRISTIE	1:36.442	16:32:41.596	4	LCR Yamaha
29	GP	KERSHAW / CHARLWOOD	1:36.247	16:32:42.406	4	LCR Yamaha
34	GP	CHRISTIE / CHRISTIE	1:36.035	16:34:17.631	5	LCR Yamaha
29	GP	KERSHAW / CHARLWOOD	1:35.794	16:34:18.200	5	LCR Yamaha
34	GP	CHRISTIE / CHRISTIE	1:35.692	16:46:45.947	11	LCR Yamaha

Flag History

TYPE	TIME OF DAY
GREEN	16:26:00.735
FINISH	16:51:00.735

Flag Statistics

TYPE	COUNT	TOTAL LAPS	TOTAL TIME
Green	1	14	27:58.044
Red	0	0	0.000
Safety Car	0	0	0.000
FCY	0	0	0.000

MCRCB BULLETIN TK086

2024 Bennetts British Superbike Championship - Round 3

2024 Hoosier British Sidecar Championship

QUALIFYING - STATISTICS

CLASS : CUP

9 Starters

Fastest Lap History

NO	NAME	LAP TIME	TIME OF DAY	LAP	VEHICLE
84	L Aidlow / L Aidlow	1:42.026	16:29:31.742	2	LCR Yamaha
18	P.Bell / Hyde	1:41.704	16:29:36.043	2	LCR Yamaha
84	L Aidlow / L Aidlow	1:40.584	16:31:12.326	3	LCR Yamaha
18	P.Bell / Hyde	1:40.447	16:31:16.490	3	LCR Yamaha
84	L Aidlow / L Aidlow	1:38.830	16:34:32.117	5	LCR Yamaha
84	L Aidlow / L Aidlow	1:38.606	16:47:53.028	11	LCR Yamaha

MCRCB BULLETIN TK086

2024 Bennetts British Superbike Championship - Round 3

2024 Hoosier British Sidecar Championship

QUALIFYING - STATISTICS

CLASS : F2

1 Starters

Fastest Lap History

NO	NAME	LAP TIME	TIME OF DAY	LAP	VEHICLE
76	PEARSON / RESTALL	1:50.527	16:30:09.845	2	LCR Suzuki
76	PEARSON / RESTALL	1:48.175	16:31:58.020	3	LCR Suzuki
76	PEARSON / RESTALL	1:46.970	16:43:14.332	6	LCR Suzuki

MCRCB BULLETIN TK086

2024 Bennetts British Superbike Championship - Round 3

2024 Hoosier British Sidecar Championship

QUALIFYING - STATISTICS

CLASS : GP

8 Starters

Fastest Lap History

NO	NAME	LAP TIME	TIME OF DAY	LAP	VEHICLE
34	CHRISTIE / CHRISTIE	1:38.307	16:29:28.402	2	LCR Yamaha
34	CHRISTIE / CHRISTIE	1:36.752	16:31:05.154	3	LCR Yamaha
34	CHRISTIE / CHRISTIE	1:36.442	16:32:41.596	4	LCR Yamaha
29	KERSHAW / CHARLWOOD	1:36.247	16:32:42.406	4	LCR Yamaha
34	CHRISTIE / CHRISTIE	1:36.035	16:34:17.631	5	LCR Yamaha
29	KERSHAW / CHARLWOOD	1:35.794	16:34:18.200	5	LCR Yamaha
34	CHRISTIE / CHRISTIE	1:35.692	16:46:45.947	11	LCR Yamaha

MCRCB BULLETIN TK087

2024 Bennetts British Superbike Championship - Round 3

2024 Hoosier British Sidecar Championship

QUALIFYING - SESSION NOTES

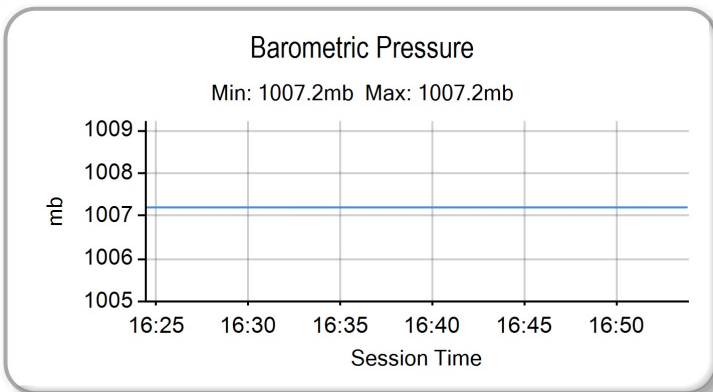
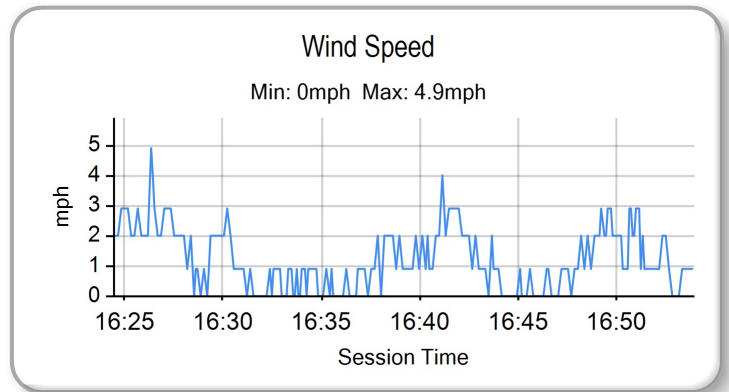
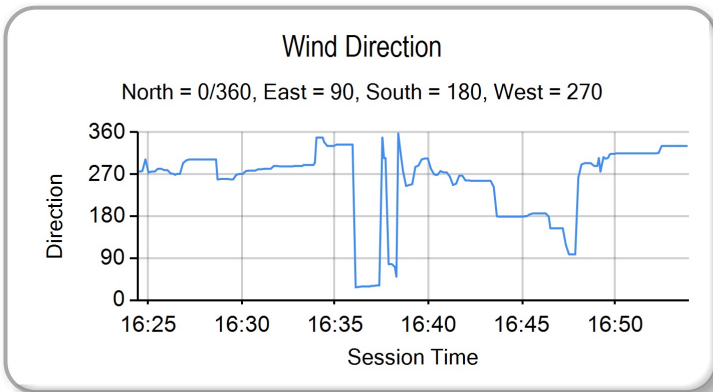
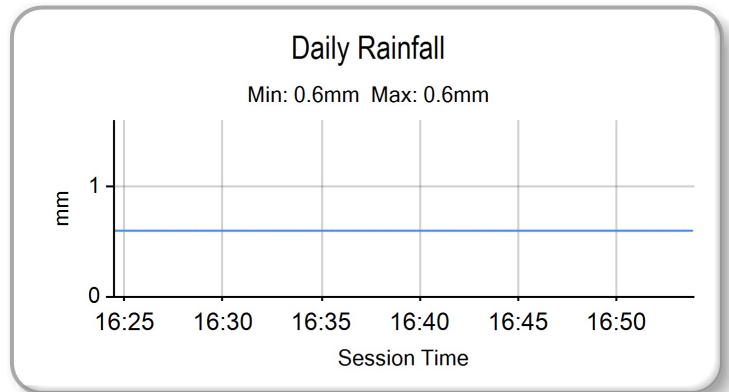
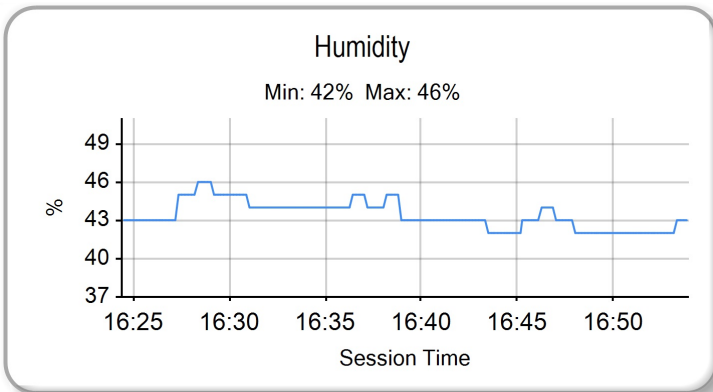
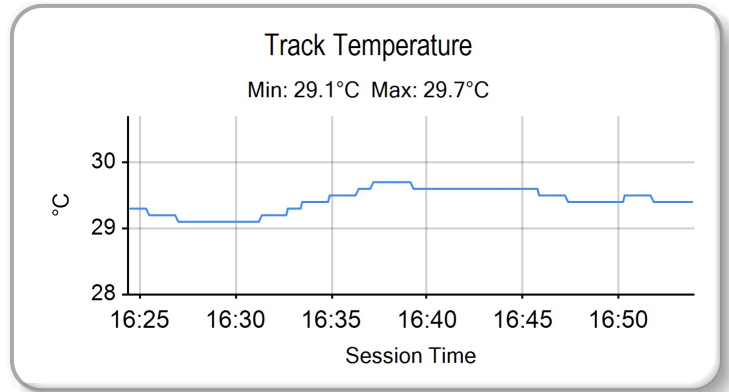
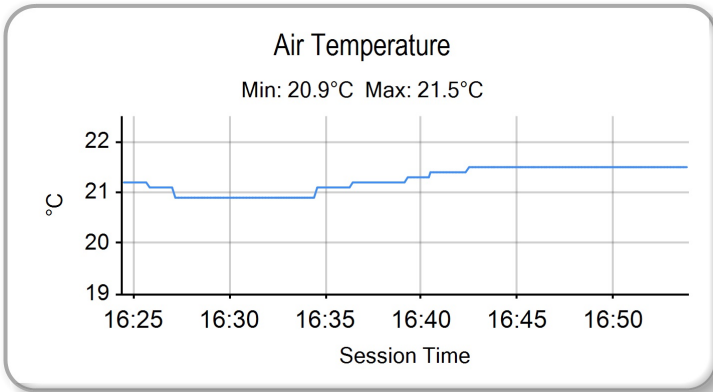
TIME	MESSAGE
16:33:43	NO.38 STOPPED TECHNICAL PROBLEM - COPPICE
16:38:20	NO.77 EXCEEDED TRACK LIMITS T7 - LAPTIME CANCELLED
16:47:39	NO.77 EXCEEDED TRACK LIMITS T9 - LAPTIME CANCELLED
16:49:37	NO.4 EXCEEDED TRACK LIMITS T9 - LAPTIME CANCELLED
16:49:44	NO.93 EXCEEDED TRACK LIMITS T9 - LAPTIME CANCELLED
16:51:15	
16:51:22	NO.34 EXCEEDED TRACK LIMITS T9 - LAPTIME CANCELLED

MCRCB BULLETIN TK088

2024 Bennetts British Superbike Championship - Round 3

2024 Hoosier British Sidecar Championship

QUALIFYING - WEATHER CONDITIONS





ROW 10	1	1	28	2 J.HOLDEN / GORDON							
ROW 9		27	26	25	38 MOSS / HOPE	1:49.683	89 HAUXWELL / HAUXWELL	1:48.193			
ROW 8	24		23		76 PEARSON / RESTALL	1:46.970		22	26 ATKINSON / SMITH	1:45.052	
ROW 7		21		20		4 PEACH / EDWARDS	1:43.453		19	8 M.BELL / COLBROOK	1:42.823
ROW 6	18		17		17 CLARKE / ENSOR	1:42.419		16	111 CABLE / RICHARDSON	1:41.627	
ROW 5		15		14		77 REEVES / WILKES	1:40.337		13	18 P.BELL / HYDE	1:40.013
ROW 4	12		11		27 KIRBY / KIRBY	1:39.044		10	5 BIGGS / SEGERS	1:38.965	
ROW 3		9		8		84 LAIDLOW / LAIDLOW	1:38.606		7	91 WILLIAMS / PITT	1:38.527
ROW 2	6		5		93 G.HOLDEN / LAWRENCE	1:38.263		4	95 BLACKSTOCK / ROSNEY	1:36.494	
ROW 1		3		2		29 KERSHAW / CHARLWOOD	1:35.794		1	34 CHRISTIE / CHRISTIE	1:35.692
Pole											

These results are provisional until the conclusion of any judicial and technical matters.

Donington Park GP: 2.4873 miles

Race Director: Stuart Higgs <i>S. Higgs</i> <small>Digitally Approved at 17:05 Friday, 17 May 2024</small>	Stewards:	Timekeeper: Richard Evans <i>R. EVANS</i> <small>Digitally Approved at 17:04 Friday, 17 May 2024</small>	
--	-----------	--	--

Results can be found at www.tsl-timing.com

Printed - 16:58 Friday, 17 May 2024



RACE 1 - CLASSIFICATION

Race Distance: 10 Laps / 24.87 miles

POS	NO	CL	PIC	NAME	ENTRY	LAPS	TIME	GAP	DIFF	MPH	BEST	ON	GRD	↑↓
1	34	GP	1	CHRISTIE / CHRISTIE	LCR Yamaha - Hannafin Contractors	10	16:08.508			92.31	1:36.056	2	1	0
2	29	GP	2	KERSHAW / CHARLWOOD	LCR Yamaha - Steve Kershaw Racing	10	16:08.978	0.470	0.470	92.27	1:35.854	3	2	0
3	95	GP	3	BLACKSTOCK / ROSNEY	LCR Yamaha - Dave Holden Racing	10	16:17.993	9.485	9.015	91.41	1:36.514	2	3	0
4	84	CUP	1	LAIDLAW / LAIDLAW	LCR Yamaha - Express Tyre Service / Pendragon Services I	10	16:29.999	21.491	12.006	90.31	1:37.912	4	6	2
5	93	GP	4	G.HOLDEN / LAWRENCE	LCR Kawasaki - Holden Racing	10	16:35.812	27.304	5.813	89.78	1:38.410	8	4	-1
6	18	CUP	2	P.BELL / HYDE	LCR Yamaha - Marin Motorsports / HFF Civil Engineering	10	16:44.614	36.106	8.802	88.99	1:39.547	3	9	3
7	27	CUP	3	KIRBY / KIRBY	Adolf RS Yamaha - KRT Racing	10	16:46.295	37.787	1.681	88.84	1:39.255	8	8	1
8	17	CUP	4	CLARKE / ENSOR	LCR Honda - Centurion Packaging / Fineline Sealants / CYB	10	17:00.825	52.317	14.530	87.58	1:40.726	8	12	4
9	5	GP	5	BIGGS / SEGERS	LCR Yamaha - Express Tyre Service/Santander Salt	10	17:01.153	52.645	0.328	87.55	1:38.996	2	7	-2
10	26	CUP	5	ATKINSON / SMITH	Adolf RS Honda - Mecsis/RAFMSA	10	17:10.401	1:01.893	9.248	86.77	1:41.599	4	15	5
11	8	CUP	6	M.BELL / COLBROOK	LCR Yamaha - Bell Marin Racing/HFF	10	17:13.105	1:04.597	2.704	86.54	1:41.994	8	13	2
12	111	GP	6	CABLE / RICHARDSON	LCR Yamaha - L&W Racing	10	17:19.938	1:11.430	6.833	85.97	1:40.716	8	11	-1
13	4	CUP	7	PEACH / EDWARDS	LCR Yamaha - Life Safety Motorsport	10	17:25.803	1:17.295	5.865	85.49	1:42.501	3	14	1
14	76	F2	1	PEARSON / RESTALL	LCR Suzuki - Direct Commercials/ABS Racing	9	16:11.122	1 Lap	1 Lap	82.84	1:46.431	7	16	2
15	89	CUP	8	HAUXWELL / HAUXWELL	Adolf RS Yamaha - Haz Beanz / CJK Racing	9	16:31.258	1 Lap	20.136	81.16	1:47.013	7	17	2

NOT CLASSIFIED

DNF	91	GP		WILLIAMS / PITT	LCR Yamaha - NaTimber - AQ Logistics	8	13:19.966	2 Laps	1 Lap	89.37	1:37.256	2	5	
DNF	38	CUP		MOSS / HOPE	LCR Yamaha - LifeSafety Motorsport - CMR	4	7:24.587	6 Laps	4 Laps	80.25	1:48.419	2	18	
DNF	77	GP		REEVES / WILKES	Adolf RS Yamaha - Bonovo Action/Tim Reeves Racing	3	5:07.700	7 Laps	1 Lap	86.86	1:40.814	2	10	

FASTEST LAP

29	GP	KERSHAW / CHARLWOOD	LCR Yamaha - Steve Kershaw Racing	3	1:35.854	93.41 mph	150.34 kph
84	CUP	LAIDLAW / LAIDLAW	LCR Yamaha - Express Tyre Service / Pendragon Services I	4	1:37.912	91.45 mph	147.18 kph
76	F2	PEARSON / RESTALL	LCR Suzuki - Direct Commercials/ABS Racing	7	1:46.431	84.13 mph	135.40 kph

Weather / Track : Cloudy / Dry

These results are provisional until the conclusion of any judicial and technical matters.

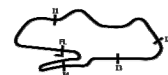
Date: 18/05/2024 Start: 18:19 Finish: 18:35

Donington Park GP: 2.4873 miles

Race Director: Stuart Higgs

Stewards:

Timekeeper: Richard Evans

Results can be found at www.tsl-timing.com

Printed - 18:38 Saturday, 18 May 2024

MCRCB BULLETIN TK266

2024 Bennetts British Superbike Championship - Round 3

2024 Hoosier British Sidecar Championship

RACE 1 - LAP CHART

LAP 1 @ 18:21:27.090

NO	BEHIND	LAP TIME
34		1:40.658
29	0.374	1:41.032
95	0.808	1:41.466
91	1.644	1:42.302
84	1.870	1:42.528
5	3.744	1:44.402
93	4.115	1:44.773
18	4.862	1:45.520
77	5.797	1:46.455
27	5.873	1:46.531
17	7.197	1:47.855
111	7.880	1:48.538
8	8.833	1:49.491
26	8.966	1:49.624
4	9.500	1:50.158
76	13.202	1:53.860
89	14.036	1:54.694
38	15.024	1:55.682

LAP 2 @ 18:23:03.146

NO	BEHIND	LAP TIME
34		1:36.056
29	0.564	1:36.246
95	1.266	1:36.514
91	2.844	1:37.256
84	3.780	1:37.966
5	6.684	1:38.996
93	7.372	1:39.313
18	8.593	1:39.787
77	10.555	1:40.814
27	11.093	1:41.276
17	12.737	1:41.596
111	13.347	1:41.523
26	15.931	1:43.021
8	17.145	1:44.368
4	17.342	1:43.898
76	24.418	1:47.272
38	27.387	1:48.419
89	27.727	1:49.747

LAP 3 @ 18:24:39.223

NO	BEHIND	LAP TIME
34		1:36.077
29	0.341	1:35.854
95	2.101	1:36.912
91	4.254	1:37.487
84	5.876	1:38.173
93	10.914	1:39.619
5	11.252	1:40.645
18	12.063	1:39.547
77	14.909	1:40.431 P
27	15.449	1:40.433
17	18.161	1:41.501
111	18.834	1:41.564
26	21.780	1:41.926
8	23.455	1:42.387
4	23.766	1:42.501
76	35.822	1:47.481
38	40.035	1:48.725
89	40.186	1:48.536

LAP 4 @ 18:26:15.816

NO	BEHIND	LAP TIME
34		1:36.593
29	0.372	1:36.624
95	2.327	1:36.819
91	5.742	1:38.081
84	7.195	1:37.912
93	13.309	1:38.988
5	14.328	1:39.669
18	15.120	1:39.650
27	19.025	1:40.169
17	23.039	1:41.471
111	23.222	1:40.981
26	26.786	1:41.599
8	29.911	1:43.049
4	29.920	1:42.747
76	46.160	1:46.931
89	52.485	1:48.892
38	55.203	1:51.761 P

LAP 5 @ 18:27:51.928

NO	BEHIND	LAP TIME
34		1:36.112
29	0.181	1:35.921
95	3.216	1:37.001
91	8.251	1:38.621
84	9.528	1:38.445
93	15.864	1:38.667
18	18.738	1:39.730
27	22.743	1:39.830
111	28.483	1:41.373
17	28.785	1:41.858
26	33.111	1:42.437
8	36.267	1:42.468
5	37.617	1:59.401
4	39.418	1:45.610
76	58.182	1:48.134
89	1:07.001	1:50.628

LAP 6 @ 18:29:28.136

NO	BEHIND	LAP TIME
34		1:36.208
29	0.193	1:36.220
95	4.618	1:37.610
91	11.217	1:39.174
84	12.407	1:39.087
93	18.511	1:38.855
18	22.298	1:39.768
27	26.277	1:39.742
111	33.649	1:41.374
17	34.600	1:42.023
26	39.204	1:42.301
5	41.396	1:39.987
8	42.424	1:42.365
4	46.471	1:43.261
76	1:09.540	1:47.566
89	1:20.241	1:49.448

LAP 7 @ 18:31:04.417

NO	BEHIND	LAP TIME
34		1:36.281
29	0.509	1:36.597
95	5.941	1:37.604

91	15.125	1:40.189
84	15.136	1:39.010
93	21.401	1:39.171
18	26.094	1:40.077
27	30.089	1:40.093
111	38.463	1:41.095
17	39.428	1:41.109
5	44.785	1:39.670
26	45.032	1:42.109
8	48.218	1:42.075
4	53.722	1:43.532
76	1:19.690	1:46.431
89	1:30.973	1:47.013

LAP 8 @ 18:32:40.728

NO	BEHIND	LAP TIME
34		1:36.311
29	0.355	1:36.157
95	7.587	1:37.957
84	17.363	1:38.538
93	23.500	1:38.410
91	25.670	1:46.856 P
18	29.432	1:39.649
27	33.033	1:39.255
111	42.868	1:40.716
17	43.843	1:40.726
5	47.892	1:39.418
26	51.160	1:42.439
8	53.901	1:41.994
4	1:01.764	1:44.353
76	1:30.165	1:46.786

LAP 9 @ 18:34:17.421

NO	BEHIND	LAP TIME
34		1:36.693
29	0.569	1:36.907
89	1 Lap	1:48.923
95	8.504	1:37.610
84	19.199	1:38.529
93	25.577	1:38.770
18	32.451	1:39.712
27	35.638	1:39.298
111	47.329	1:41.154
17	47.888	1:40.738
5	50.609	1:39.410
26	56.761	1:42.294
8	59.496	1:42.288
4	1:09.097	1:44.026

LAP 10 @ 18:35:54.940

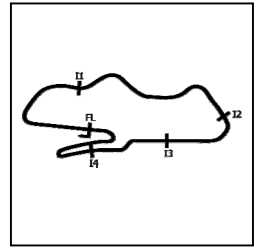
NO	BEHIND	LAP TIME
34		1:37.519
29	0.470	1:37.420
76	1 Lap	1:46.661
95	9.485	1:38.500
84	21.491	1:39.811
89	1 Lap	1:53.377
93	27.304	1:39.246
18	36.106	1:41.174
27	37.787	1:39.668
17	52.317	1:41.948
5	52.645	1:39.555
26	1:01.893	1:42.651
8	1:04.597	1:42.620

111	1:11.430	2:01.620
4	1:17.295	1:45.717

MCRCB BULLETIN TK267**2024 Bennetts British Superbike Championship - Round 3****2024 Hoosier British Sidecar Championship****RACE 1 - POSITION CHART**

No	Name	Lap												
		Pos	1	2	3	4	5	6	7	8	9	10		
34	CHRISTIE / CHRISTIE	1	34	34	34	34	34	34	34	34	34	34	34	34
29	KERSHAW / CHARLW	2	29	29	29	29	29	29	29	29	29	29	29	29
95	BLACKSTOCK / ROSN	3	95	95	95	95	95	95	95	95	95	95	95	95
93	G.HOLDEN / LAWREN	4	91	91	91	91	91	91	91	91	84	84	84	
91	WILLIAMS / PITT	5	84	84	84	84	84	84	84	84	93	93	93	
84	LAIDLOW / LAIDLOW	6	5	5	93	93	93	93	93	93	91	18	18	
5	BIGGS / SEGERS	7	93	93	5	5	18	18	18	18	27	27		
27	KIRBY / KIRBY	8	18	18	18	18	27	27	27	27	111	17		
18	P.BELL / HYDE	9	77	77	77	27	111	111	111	111	17	5		
77	REEVES / WILKES	10	27	27	27	17	17	17	17	17	5	26		
111	CABLE / RICHARDSON	11	17	17	17	111	26	26	5	5	26	8		
17	CLARKE / ENSOR	12	111	111	111	26	8	5	26	26	8	111		
8	M.BELL / COLBROOK	13	8	26	26	8	5	8	8	8	4	4		
4	PEACH / EDWARDS	14	26	8	8	4	4	4	4	4	76			
26	ATKINSON / SMITH	15	4	4	4	76	76	76	76	76	89			
76	PEARSON / RESTALL	16	76	76	76	89	89	89	89	89				
89	HAUXWELL / HAUXWE	17	89	38	38	38								
38	MOSS / HOPE	18	38	89	89									

RACE 1 - SECTOR ANALYSIS



SECTOR 1 = FL to I1, SECTOR 2 = I1 to I2, SECTOR 3 = I2 to I3, SECTOR 4 = I3 to I4, SECTOR 5 = I4 to FL, DIFF = Difference To Personal Best Lap, P = Crossed Finish Line in Pit Lane, D = Time Disallowed

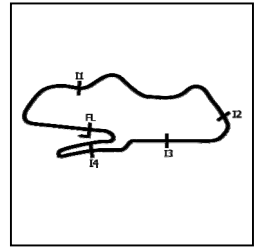
P1 34 GP		CHRISTIE / CHRISTIE					LCR Yamaha - Hannafin Contractors					
IDEAL LAP TIME : 1:35.612		BEST LAP TIME : 1:36.056					DIFFERENCE : 0.444					
LAP	SECTOR 1	SECTOR 2	SECTOR 3	SECTOR 4	SECTOR 5	LAP TIME	MPH	DIFF	TIME OF DAY			
1-		117.3	26.201	13.001	128.3	11.626	25.331	94.3	1:40.658	88.95	4.602	18:21:27.090
2-	21.206	121.5	25.602	12.686	129.5	11.483	25.079	94.9	1:36.056 (1)	93.22		18:23:03.146
3-	20.974	123.1	25.525	12.732	128.3	11.657	25.189	94.6	1:36.077 (2)	93.20	0.021	18:24:39.223
4-	21.005	123.3	25.540	12.916	127.3	11.955	25.177	94.2	1:36.593	92.70	0.537	18:26:15.816
5-	21.131	122.6	25.477	12.785	129.0	11.593	25.126	94.3	1:36.112 (3)	93.16	0.056	18:27:51.928
6-	21.068	122.4	25.431	12.799	129.3	11.451	25.459	94.3	1:36.208	93.07	0.152	18:29:28.136
7-	20.996	123.3	25.695	12.953	127.3	11.555	25.082	94.2	1:36.281	93.00	0.225	18:31:04.417
8-	21.116	122.6	25.462	12.871	128.0	11.459	25.403	94.5	1:36.311	92.97	0.255	18:32:40.728
9-	21.096	119.6	25.679	13.163	128.3	11.442	25.313	94.7	1:36.693	92.60	0.637	18:34:17.421
10-	21.145	121.7	25.715	13.022	128.5	11.988	25.649	93.8	1:37.519	91.82	1.463	18:35:54.940

P2 29 GP		KERSHAW / CHARLWOOD					LCR Yamaha - Steve Kershaw Racing					
IDEAL LAP TIME : 1:35.503		BEST LAP TIME : 1:35.854					DIFFERENCE : 0.351					
LAP	SECTOR 1	SECTOR 2	SECTOR 3	SECTOR 4	SECTOR 5	LAP TIME	MPH	DIFF	TIME OF DAY			
1-		112.4	26.287	12.799	129.5	11.637	25.546	95.1	1:41.032	88.62	5.178	18:21:27.464
2-	21.294	117.1	25.519	12.650	129.3	11.522	25.261	95.0	1:36.246	93.03	0.392	18:23:03.710
3-	21.041	119.1	25.378	12.591	128.8	11.479	25.365	94.9	1:35.854 (1)	93.41		18:24:39.564
4-	21.044	120.0	25.492	12.618	130.3	12.014	25.456	95.4	1:36.624	92.67	0.770	18:26:16.188
5-	21.198	121.1	25.369	12.774	128.3	11.392	25.188	96.4	1:35.921 (2)	93.35	0.067	18:27:52.109
6-	21.133	119.1	25.533	12.715	128.8	11.490	25.349	95.4	1:36.220	93.06	0.366	18:29:28.329
7-	21.122	121.1	25.727	12.743	128.3	11.721	25.284	94.3	1:36.597	92.69	0.743	18:31:04.926
8-	21.087	117.7	25.407	12.706	128.0	11.504	25.453	95.4	1:36.157 (3)	93.12	0.303	18:32:41.083
9-	21.140	116.9	25.628	12.997	128.8	11.314	25.828	95.0	1:36.907	92.40	1.053	18:34:17.990
10-	21.190	120.4	25.396	12.811	128.5	11.958	26.065	94.5	1:37.420	91.91	1.566	18:35:55.410

P3 95 GP		BLACKSTOCK / ROSNEY					LCR Yamaha - Dave Holden Racing					
IDEAL LAP TIME : 1:36.457		BEST LAP TIME : 1:36.514					DIFFERENCE : 0.057					
LAP	SECTOR 1	SECTOR 2	SECTOR 3	SECTOR 4	SECTOR 5	LAP TIME	MPH	DIFF	TIME OF DAY			
1-		115.1	26.371	12.758	129.8	11.773	25.660	94.3	1:41.466	88.25	4.952	18:21:27.898
2-	21.213	119.6	25.634	12.671	129.8	11.503	25.493	94.5	1:36.514 (1)	92.77		18:23:04.412
3-	21.351	120.0	25.623	12.630	129.0	11.794	25.514	94.2	1:36.912 (3)	92.39	0.398	18:24:41.324
4-	21.238	118.7	25.662	12.717	128.0	11.693	25.509	94.2	1:36.819 (2)	92.48	0.305	18:26:18.143
5-	21.298	120.9	25.847	12.688	127.8	11.680	25.488	94.3	1:37.001	92.31	0.487	18:27:55.144
6-	21.308	122.4	25.970	12.839	127.0	11.773	25.720	94.2	1:37.610	91.73	1.096	18:29:32.754
7-	21.264	121.5	25.987	12.938	126.8	11.783	25.632	94.1	1:37.604	91.74	1.090	18:31:10.358
8-	21.392	121.3	26.104	12.861	126.8	11.722	25.878	93.8	1:37.957	91.41	1.443	18:32:48.315
9-	21.347	122.2	25.948	12.937	127.3	11.694	25.684	94.3	1:37.610	91.73	1.096	18:34:25.925
10-	21.496	120.4	25.971	12.924	126.8	11.911	26.198	91.8	1:38.500	90.90	1.986	18:36:04.425

P4 84 CUP		LAIDLAW / LAIDLAW					LCR Yamaha - Express Tyre Service / Pendragon Services Inc.					
IDEAL LAP TIME : 1:37.225		BEST LAP TIME : 1:37.912					DIFFERENCE : 0.687					
LAP	SECTOR 1	SECTOR 2	SECTOR 3	SECTOR 4	SECTOR 5	LAP TIME	MPH	DIFF	TIME OF DAY			
1-		113.1	26.491	12.723	128.3	11.870	25.792	93.2	1:42.528	87.33	4.616	18:21:28.960
2-	21.541	124.5	25.695	12.649	128.5	12.229	25.852	92.9	1:37.966 (2)	91.40	0.054	18:23:06.926
3-	21.219	124.7	25.796	12.734	127.0	12.297	26.127	92.8	1:38.173 (3)	91.21	0.261	18:24:45.099
4-	21.314	123.8	25.712	12.823	126.3	12.041	26.022	93.0	1:37.912 (1)	91.45		18:26:23.011
5-	21.352	120.6	26.165	12.851	125.4	12.032	26.045	92.1	1:38.445	90.95	0.533	18:28:01.456
6-	21.473	122.4	26.307	12.906	125.6	12.236	26.165	92.4	1:39.087	90.36	1.175	18:29:40.543
7-	21.568	116.9	26.149	12.819	124.5	12.340	26.134	92.1	1:39.010	90.43	1.098	18:31:19.553
8-	21.403	118.7	26.135	12.823	124.7	12.148	26.029	92.9	1:38.538	90.87	0.626	18:32:58.091
9-	21.336	120.9	25.987	12.868	124.7	12.202	26.136	92.4	1:38.529	90.88	0.617	18:34:36.620
10-	21.426	113.1	26.609	12.915	124.5	12.276	26.585	93.2	1:39.811	89.71	1.899	18:36:16.431

RACE 1 - SECTOR ANALYSIS



SECTOR 1 = FL to I1, SECTOR 2 = I1 to I2, SECTOR 3 = I2 to I3, SECTOR 4 = I3 to I4, SECTOR 5 = I4 to FL, DIFF = Difference To Personal Best Lap, P = Crossed Finish Line in Pit Lane, D = Time Disallowed

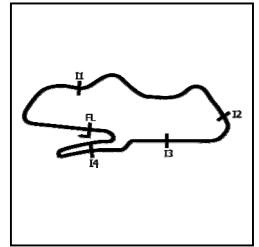
P5 93 GP		G.HOLDEN / LAWRENCE					LCR Kawasaki - Holden Racing					
IDEAL LAP TIME : 1:37.986		BEST LAP TIME : 1:38.410					DIFFERENCE : 0.424					
LAP	SECTOR 1	SECTOR 2	SECTOR 3	SECTOR 4	SECTOR 5	LAP TIME	MPH	DIFF	TIME OF DAY			
1-	108.7	27.391	13.082	128.0	12.531	25.851	92.4	1:44.773	85.46	6.363	18:21:31.205	
2-	21.601	123.5	26.598	12.948	128.0	12.214	25.952	91.8	1:39.313	0.903	18:23:10.518	
3-	21.569	122.9	26.444	12.938	127.8	12.452	26.216	92.9	1:39.619	1.209	18:24:50.137	
4-	21.759	123.8	26.429	12.963	126.8	11.849	25.988	93.4	1:38.988	0.578	18:26:29.125	
5-	21.526	121.7	26.229	12.870	127.3	11.854	26.188	93.3	1:38.667 (2)	0.257	18:28:07.792	
6-	21.460	123.1	26.350	12.859	128.0	11.906	26.280	93.4	1:38.855	0.445	18:29:46.647	
7-	21.437	121.5	26.377	12.950	127.0	12.292	26.115	93.9	1:39.171	0.761	18:31:25.818	
8-	21.329	123.5	26.098	12.881	127.3	12.010	26.092	93.3	1:38.410 (1)	90.99	18:33:04.228	
9-	21.444	122.0	26.392	12.917	127.5	11.975	26.042	93.0	1:38.770 (3)	0.360	18:34:42.998	
10-	21.494	123.5	26.556	12.919	128.0	11.982	26.295	93.4	1:39.246	0.836	18:36:22.244	

P6 18 CUP		P.BELL / HYDE					LCR Yamaha - Marin Motorsports / HFF Civil Engineering					
IDEAL LAP TIME : 1:39.081		BEST LAP TIME : 1:39.547					DIFFERENCE : 0.466					
LAP	SECTOR 1	SECTOR 2	SECTOR 3	SECTOR 4	SECTOR 5	LAP TIME	MPH	DIFF	TIME OF DAY			
1-	102.9	27.404	13.170	124.5	12.358	26.299	90.0	1:45.520	84.85	5.973	18:21:31.952	
2-	21.765	113.7	26.789	12.957	126.6	12.022	26.254	89.8	1:39.787	0.240	18:23:11.739	
3-	21.807	111.8	26.673	12.918	126.3	11.991	26.158	90.8	1:39.547 (1)	89.95	18:24:51.286	
4-	21.670	113.1	26.525	12.977	125.6	12.311	26.167	91.3	1:39.650 (3)	0.103	18:26:30.936	
5-	21.764	111.8	26.619	13.057	125.2	12.132	26.158	91.6	1:39.730	0.183	18:28:10.666	
6-	21.939	108.2	26.389	13.048	124.2	12.192	26.200	91.1	1:39.768	0.221	18:29:50.434	
7-	21.653	111.4	26.857	13.071	124.7	12.150	26.346	91.3	1:40.077	0.530	18:31:30.511	
8-	21.719	112.7	26.597	13.130	124.0	12.062	26.141	91.0	1:39.649 (2)	0.102	18:33:10.160	
9-	21.815	113.1	26.378	13.000	124.0	12.170	26.349	90.4	1:39.712	0.165	18:34:49.872	
10-	21.842	113.3	27.798	13.101	124.5	12.145	26.288	91.4	1:41.174	1.627	18:36:31.046	

P7 27 CUP		KIRBY / KIRBY					Adolf RS Yamaha - KRT Racing					
IDEAL LAP TIME : 1:39.005		BEST LAP TIME : 1:39.255					DIFFERENCE : 0.250					
LAP	SECTOR 1	SECTOR 2	SECTOR 3	SECTOR 4	SECTOR 5	LAP TIME	MPH	DIFF	TIME OF DAY			
1-	106.6	27.373	13.164	125.2	12.553	26.505	89.9	1:46.531	84.05	7.276	18:21:32.963	
2-	21.974	120.2	27.745	13.177	123.5	11.936	26.444	90.8	1:41.276	2.021	18:23:14.239	
3-	21.935	120.6	26.650	13.164	124.5	12.111	26.573	90.3	1:40.433	1.178	18:24:54.672	
4-	21.857	119.4	26.813	13.091	123.3	12.127	26.281	90.5	1:40.169	0.914	18:26:34.841	
5-	21.921	117.3	26.627	13.174	123.3	11.947	26.161	90.4	1:39.830	0.899	18:28:14.671	
6-	21.740	119.4	26.513	13.091	123.3	12.038	26.360	89.7	1:39.742	0.487	18:29:54.413	
7-	21.806	119.6	26.380	13.114	122.6	12.072	26.721	88.6	1:40.093	0.838	18:31:34.506	
8-	21.707	119.8	26.160	13.175	122.9	12.014	26.199	90.0	1:39.255 (1)	90.21	18:33:13.761	
9-	21.713	119.8	26.294	13.193	122.9	11.886	26.212	90.8	1:39.298 (2)	0.043	18:34:53.059	
10-	21.828	118.1	26.370	13.092	122.0	12.104	26.274	90.3	1:39.668 (3)	0.413	18:36:32.727	

P8 17 CUP		CLARKE / ENSOR					LCR Honda - Centurion Packaging / Fineline Sealants / CYB Fit					
IDEAL LAP TIME : 1:40.325		BEST LAP TIME : 1:40.726					DIFFERENCE : 0.401					
LAP	SECTOR 1	SECTOR 2	SECTOR 3	SECTOR 4	SECTOR 5	LAP TIME	MPH	DIFF	TIME OF DAY			
1-	102.7	28.276	13.561	122.9	12.453	26.683	90.9	1:47.855	83.02	7.129	18:21:34.287	
2-	22.298	110.5	27.156	13.153	123.3	12.553	26.436	90.4	1:41.596	0.870	18:23:15.883	
3-	22.098	113.1	27.117	13.213	123.5	12.599	26.474	91.1	1:41.501	0.775	18:24:57.384	
4-	22.070	110.9	27.105	13.219	123.1	12.426	26.651	90.4	1:41.471	0.745	18:26:38.855	
5-	21.933	111.4	27.062	13.159	122.9	12.836	26.868	91.1	1:41.858	1.132	18:28:20.713	
6-	22.211	108.5	27.455	13.175	123.1	12.689	26.493	90.4	1:42.023	1.297	18:30:02.736	
7-	21.801	112.0	27.189	13.164	122.6	12.532	26.423	90.8	1:41.109 (3)	0.383	18:31:43.845	
8-	21.937	112.2	26.868	13.126	123.5	12.327	26.468	90.6	1:40.726 (1)	88.89	18:33:24.571	
9-	21.815	111.8	26.841	13.007	123.8	12.709	26.366	90.9	1:40.738 (2)	0.012	18:35:05.309	
10-	21.784	111.2	27.276	13.360	120.9	12.457	27.071	89.5	1:41.948	1.222	18:36:47.257	

RACE 1 - SECTOR ANALYSIS



SECTOR 1 = FL to I1, SECTOR 2 = I1 to I2, SECTOR 3 = I2 to I3, SECTOR 4 = I3 to I4, SECTOR 5 = I4 to FL, DIFF = Difference To Personal Best Lap, P = Crossed Finish Line in Pit Lane, D = Time Disallowed

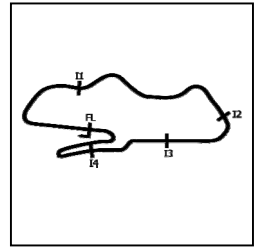
P9		5 GP		BIGGS / SEGERS		LCR Yamaha - Express Tyre Service/Santander Salt						
IDEAL LAP TIME : 1:38.372		BEST LAP TIME : 1:38.996		DIFFERENCE : 0.624								
LAP	SECTOR 1	SECTOR 2	SECTOR 3	SECTOR 4	SECTOR 5	LAP TIME	MPH	DIFF	TIME OF DAY			
1-		107.5	27.504	13.138	125.9	11.996	26.083	93.4	1:44.402	85.76	5.406	18:21:30.834
2-	21.694	120.0	26.498	12.995	125.2	12.050	25.759	93.7	1:38.996 (1)	90.45		18:23:09.830
3-	21.585	118.7	26.872	13.127	125.4	12.540	26.521	93.2	1:40.645	88.97	1.649	18:24:50.475
4-	21.877	117.3	26.573	13.145	124.7	12.029	26.045	91.8	1:39.669	89.84	0.673	18:26:30.144
5-	21.628	114.3	45.951	13.242	125.6	12.626	25.954	93.0	1:59.401	74.99	20.405	18:28:29.545
6-	21.689	114.7	26.628	13.207	125.2	12.112	26.351	93.2	1:39.987	89.55	0.991	18:30:09.532
7-	21.776	114.1	26.527	13.112	124.5	12.049	26.206	92.9	1:39.670	89.84	0.674	18:31:49.202
8-	21.613	114.7	26.456	13.080	123.8	12.155	26.114	91.0	1:39.418 (3)	90.06	0.422	18:33:28.620
9-	21.840	114.9	26.453	12.966	124.2	11.927	26.224	93.7	1:39.410 (2)	90.07	0.414	18:35:08.030
10-	21.525	118.7	26.298	12.997	124.7	11.824	26.911	91.4	1:39.555	89.94	0.559	18:36:47.585

P10		26 CUP		ATKINSON / SMITH		Adolf RS Honda - Meccia/RAFMSA						
IDEAL LAP TIME : 1:41.455		BEST LAP TIME : 1:41.599		DIFFERENCE : 0.144								
LAP	SECTOR 1	SECTOR 2	SECTOR 3	SECTOR 4	SECTOR 5	LAP TIME	MPH	DIFF	TIME OF DAY			
1-		100.6	28.657	13.340	130.3	12.964	26.710	94.3	1:49.624	81.68	8.025	18:21:36.056
2-	22.397	113.1	27.824	13.400	128.3	12.684	26.716	94.5	1:43.021	86.91	1.422	18:23:19.077
3-	22.013	112.9	27.216	13.309	128.5	12.611	26.777	93.8	1:41.926 (2)	87.85	0.327	18:25:01.003
4-	21.933	116.1	27.072	13.284	128.5	12.458	26.852	94.1	1:41.599 (1)	88.13		18:26:42.602
5-	22.110	112.5	27.409	13.294	128.0	12.456	27.168	93.9	1:42.437	87.41	0.838	18:28:25.039
6-	22.113	114.7	27.172	13.569	125.6	12.505	26.942	94.1	1:42.301	87.53	0.702	18:30:07.340
7-	22.087	114.1	27.171	13.316	127.3	12.494	27.041	94.2	1:42.109 (3)	87.69	0.510	18:31:49.449
8-	22.281	113.1	27.073	13.344	127.8	12.555	27.186	93.3	1:42.439	87.41	0.840	18:33:31.888
9-	22.168	112.9	27.163	13.429	127.3	12.508	27.026	93.7	1:42.294	87.53	0.695	18:35:14.182
10-	22.130	114.5	27.204	13.553	126.8	12.675	27.089	93.8	1:42.651	87.23	1.052	18:36:56.833

P11		8 CUP		M.BELL / COLBROOK		LCR Yamaha - Bell Marin Racing/HFF						
IDEAL LAP TIME : 1:41.356		BEST LAP TIME : 1:41.994		DIFFERENCE : 0.638								
LAP	SECTOR 1	SECTOR 2	SECTOR 3	SECTOR 4	SECTOR 5	LAP TIME	MPH	DIFF	TIME OF DAY			
1-		99.1	28.537	13.530	122.9	12.800	26.898	90.3	1:49.491	81.78	7.497	18:21:35.923
2-	22.282	111.4	28.357	13.686	122.9	12.662	27.381	89.7	1:44.368	85.79	2.374	18:23:20.291
3-	22.051	113.3	27.197	13.119	123.8	12.972	27.048	90.4	1:42.387	87.45	0.393	18:25:02.678
4-	22.055	112.2	27.366	13.133	123.1	12.826	27.669	85.5	1:43.049	86.89	1.055	18:26:45.727
5-	22.599	106.5	27.268	13.127	122.4	12.599	26.875	89.7	1:42.468	87.38	0.474	18:28:28.195
6-	22.068	111.4	27.028	13.160	122.9	12.504	27.605	90.3	1:42.365	87.47	0.371	18:30:10.560
7-	21.924	112.4	27.355	13.240	122.0	12.690	26.866	90.5	1:42.075 (2)	87.72	0.081	18:31:52.635
8-	21.952	112.4	27.224	13.282	122.2	12.731	26.805	90.1	1:41.994 (1)	87.79		18:33:34.629
9-	22.141	111.2	27.344	13.173	121.7	12.669	26.961	89.7	1:42.288 (3)	87.54	0.294	18:35:16.917
10-	22.105	113.5	27.046	13.204	122.0	12.480	27.785	88.8	1:42.620	87.25	0.626	18:36:59.537

P12		111 GP		CABLE / RICHARDSON		LCR Yamaha - L&W Racing						
IDEAL LAP TIME : 1:40.222		BEST LAP TIME : 1:40.716		DIFFERENCE : 0.494								
LAP	SECTOR 1	SECTOR 2	SECTOR 3	SECTOR 4	SECTOR 5	LAP TIME	MPH	DIFF	TIME OF DAY			
1-		97.1	28.459	13.433	124.9	12.364	26.729	92.3	1:48.538	82.50	7.822	18:21:34.970
2-	22.079	108.4	27.547	13.198	126.3	12.276	26.423	92.4	1:41.523	88.20	0.807	18:23:16.493
3-	21.880	109.8	27.293	13.072	125.9	12.437	26.882	91.3	1:41.564	88.16	0.848	18:24:58.057
4-	21.805	107.7	27.196	13.037	126.6	12.441	26.502	92.5	1:40.981 (2)	88.67	0.265	18:26:39.038
5-	22.141	108.2	27.122	12.973	126.3	12.396	26.741	92.0	1:41.373	88.33	0.657	18:28:20.411
6-	21.920	105.3	27.198	12.973	125.9	12.430	26.853	91.6	1:41.374	88.33	0.658	18:30:01.785
7-	21.733	109.8	27.188	13.157	124.7	12.460	26.557	91.8	1:41.095 (3)	88.57	0.379	18:31:42.880
8-	21.853	107.8	27.036	13.047	124.9	12.404	26.376	91.5	1:40.716 (1)	88.90		18:33:23.596
9-	21.995	107.3	27.144	13.048	124.9	12.425	26.542	91.6	1:41.154	88.52	0.438	18:35:04.750
10-	21.561	112.7	27.158	12.979	125.4	12.515	47.407	91.5	2:01.620	73.62	20.904	18:37:06.370

RACE 1 - SECTOR ANALYSIS



SECTOR 1 = FL to I1, SECTOR 2 = I1 to I2, SECTOR 3 = I2 to I3, SECTOR 4 = I3 to I4, SECTOR 5 = I4 to FL, DIFF = Difference To Personal Best Lap, P = Crossed Finish Line in Pit Lane, D = Time Disallowed

P13		4 CUP		PEACH / EDWARDS		LCR Yamaha - Life Safety Motorsport						
IDEAL LAP TIME : 1:42.168		BEST LAP TIME : 1:42.501		DIFFERENCE : 0.333								
LAP	SECTOR 1	SECTOR 2	SECTOR 3	SECTOR 4	SECTOR 5	LAP TIME	MPH	DIFF	TIME OF DAY			
1-	106.1	28.905	13.465	121.5	12.466	26.961	90.0	1:50.158	81.28	7.657	18:21:36.590	
2-	22.367	113.5	28.096	13.462	123.1	12.743	27.230	89.3	1:43.898	86.18	1.397	18:23:20.488
3-	22.661	112.5	27.656	13.362	121.1	12.093	26.729	88.8	1:42.501 (1)	87.35		18:25:02.989
4-	22.362	110.0	27.622	13.635	119.6	12.331	26.797	87.7	1:42.747 (2)	87.15	0.246	18:26:45.736
5-	23.053	107.5	28.619	13.509	119.4	13.396	27.033	87.6	1:45.610	84.78	3.109	18:28:31.346
6-	22.748	111.6	27.638	13.533	118.9	12.390	26.952	88.8	1:43.261 (3)	86.71	0.760	18:30:14.607
7-	22.654	111.2	27.876	13.600	118.1	12.402	27.000	89.4	1:43.532	86.48	1.031	18:31:58.139
8-	22.702	101.8	28.072	13.799	118.1	12.629	27.151	88.5	1:44.353	85.80	1.852	18:33:42.492
9-	22.690	110.0	27.861	13.710	118.5	12.590	27.175	88.8	1:44.026	86.07	1.525	18:35:26.518
10-	22.822	109.6	28.057	13.836	118.3	12.922	28.080	88.8	1:45.717	84.70	3.216	18:37:12.235

P14		76 F2		PEARSON / RESTALL		LCR Suzuki - Direct Commercials/ABS Racing						
IDEAL LAP TIME : 1:46.025		BEST LAP TIME : 1:46.431		DIFFERENCE : 0.406								
LAP	SECTOR 1	SECTOR 2	SECTOR 3	SECTOR 4	SECTOR 5	LAP TIME	MPH	DIFF	TIME OF DAY			
1-	94.7	29.126	13.753	123.3	13.358	28.602	90.9	1:53.860	78.64	7.429	18:21:40.292	
2-	22.850	98.3	28.615	13.717	122.2	13.505	28.585	90.8	1:47.272	83.47	0.841	18:23:27.564
3-	23.260	98.3	28.757	13.624	122.6	13.386	28.454	90.5	1:47.481	83.31	1.050	18:25:15.045
4-	22.964	99.4	28.738	13.522	122.4	13.158	28.549	90.6	1:46.931	83.74	0.500	18:27:01.976
5-	23.343	92.6	28.931	13.678	122.2	13.563	28.619	90.4	1:48.134	82.80	1.703	18:28:50.110
6-	23.022	95.4	28.984	13.640	122.0	13.689	28.231	90.9	1:47.566	83.24	1.135	18:30:37.676
7-	22.927	98.8	28.328	13.578	122.6	13.147	28.451	90.8	1:46.431 (1)	84.13		18:32:24.107
8-	22.969	97.5	28.650	13.659	121.3	13.330	28.178	90.8	1:46.786 (3)	83.85	0.355	18:34:10.893
9-	22.967	99.1	28.517	13.631	121.5	13.300	28.246	91.0	1:46.661 (2)	83.95	0.230	18:35:57.554

P15		89 CUP		HAUXWELL / HAUHWELL		Adolf RS Yamaha - Haz Beanz / CJK Racing						
IDEAL LAP TIME : 1:46.642		BEST LAP TIME : 1:47.013		DIFFERENCE : 0.371								
LAP	SECTOR 1	SECTOR 2	SECTOR 3	SECTOR 4	SECTOR 5	LAP TIME	MPH	DIFF	TIME OF DAY			
1-	87.8	29.764	13.841	121.1	13.638	28.063	86.8	1:54.694	78.07	7.681	18:21:41.126	
2-	24.135	92.9	30.299	13.933	120.4	13.249	28.131	87.2	1:49.747	81.59	2.734	18:23:30.873
3-	23.919	98.1	29.049	13.826	119.4	13.350	28.392	89.0	1:48.536 (2)	82.50	1.523	18:25:19.409
4-	23.304	98.2	29.198	14.236	118.9	13.441	28.713	86.1	1:48.892 (3)	82.23	1.879	18:27:08.301
5-	24.089	94.1	29.934	14.387	116.3	13.876	28.342	89.4	1:50.628	80.94	3.615	18:28:58.929
6-	23.770	96.6	29.771	14.479	119.1	13.592	27.836	90.4	1:49.448	81.81	2.435	18:30:48.377
7-	23.015	97.6	28.774	13.859	123.1	13.587	27.778	91.0	1:47.013 (1)	83.67		18:32:35.390
8-	23.051	96.6	28.979	14.887	121.3	13.411	28.595	90.9	1:48.923	82.20	1.910	18:34:24.313
9-	24.110	92.5	29.337	14.428	110.5	14.704	30.798	88.4	1:53.377	78.97	6.364	18:36:17.690

P16		91 GP		WILLIAMS / PITT		LCR Yamaha - NaTimber - AQ Logistics						
IDEAL LAP TIME : 1:37.078		BEST LAP TIME : 1:37.256		DIFFERENCE : 0.178								
LAP	SECTOR 1	SECTOR 2	SECTOR 3	SECTOR 4	SECTOR 5	LAP TIME	MPH	DIFF	TIME OF DAY			
1-	114.3	26.451	12.746	131.3	11.994	26.093	91.5	1:42.302	87.52	5.046	18:21:28.734	
2-	21.381	124.7	25.608	12.865	127.8	11.534	25.868	91.6	1:37.256 (1)	92.07		18:23:05.990
3-	21.322	123.8	25.762	12.883	127.0	11.570	25.950	91.8	1:37.487 (2)	91.85	0.231	18:24:43.477
4-	21.398	123.8	25.963	13.036	125.9	11.683	26.001	91.9	1:38.081 (3)	91.29	0.825	18:26:21.558
5-	21.444	121.7	26.115	13.138	125.2	11.919	26.005	92.0	1:38.621	90.79	1.365	18:28:00.179
6-	21.416	121.3	26.127	13.207	125.4	12.076	26.348	91.0	1:39.174	90.29	1.918	18:29:39.353
7-	21.565	122.0	26.440	13.229	124.9	12.229	26.726	90.1	1:40.189	89.37	2.933	18:31:19.542
8-	22.308	115.5	27.385	13.517	122.2	12.948	IN PIT		1:46.856 P	83.79	9.600	18:33:06.398

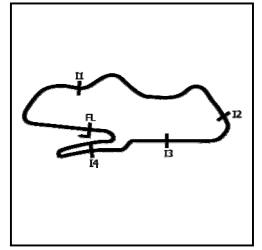
P17		38 CUP		MOSS / HOPE		LCR Yamaha - LifeSafety Motorsport - CMR						
IDEAL LAP TIME : 1:48.040		BEST LAP TIME : 1:48.419		DIFFERENCE : 0.379								
LAP	SECTOR 1	SECTOR 2	SECTOR 3	SECTOR 4	SECTOR 5	LAP TIME	MPH	DIFF	TIME OF DAY			
1-	91.1	29.812	14.195	113.9	13.315	28.789	83.2	1:55.682	77.40	7.263	18:21:42.114	
2-	23.374	102.6	29.258	14.007	113.3	13.050	28.730	81.9	1:48.419 (1)	82.59		18:23:30.533
3-	23.887	107.0	28.904	13.982	113.3	13.195	28.757	81.4	1:48.725 (2)	82.35	0.306	18:25:19.258
4-	24.422	104.5	30.222	14.261	112.2	14.183	IN PIT		1:51.761 P	80.12	3.342	18:27:11.019

MCRCB BULLETIN TK268

2024 Bennetts British Superbike Championship - Round 3

2024 Hoosier British Sidecar Championship

RACE 1 - SECTOR ANALYSIS



SECTOR 1 = FL to I1, SECTOR 2 = I1 to I2, SECTOR 3 = I2 to I3, SECTOR 4 = I3 to I4, SECTOR 5 = I4 to FL, DIFF = Difference To Personal Best Lap, P = Crossed Finish Line in Pit Lane, D = Time Disallowed

P18 77 GP REEVES / WILKES		Adolf RS Yamaha - Bonovo Action/Tim Reeves Racing									
IDEAL LAP TIME : 1:40.714		BEST LAP TIME : 1:40.814		DIFFERENCE : 0.100							
LAP	SECTOR 1	SECTOR 2	SECTOR 3	SECTOR 4	SECTOR 5	LAP TIME	MPH	DIFF	TIME OF DAY		
1-	105.3	27.543	13.127	126.6	12.374	26.793	92.5	1:46.455	84.11	5.641	18:21:32.887
2-	21.884	112.9	26.787	13.146	125.6	12.217	26.780	93.4	1:40.814 (1)	88.82	18:23:13.701
3-	21.823	112.7	26.774	13.120	126.6	12.445	IN PIT	1:40.431	P	89.16	18:24:54.132

MCRCB BULLETIN TK269

2024 Bennetts British Superbike Championship - Round 3

2024 Hoosier British Sidecar Championship

RACE 1 - BEST SECTORS

POS	SECTOR 1		SECTOR 2		SECTOR 3		SECTOR 4		SECTOR 5		IDEAL / BEST COMPARISON										
	NO	TIME	NO	TIME	NO	TIME	NO	TIME	NO	TIME	POS	NO	NAME	IDEAL	BEST	DIFF					
														PERFECT LAP	1:35.327						
1	34	CHR	20.974	29	KER	25.369	29	KER	12.591	29	KER	11.314	34	CHR	25.079	1	29	KERSHAW / CHARLWOOD	1:35.503	1:35.854	0.351
2	29	KER	21.041	34	CHR	25.431	95	BLA	12.630	34	CHR	11.442	29	KER	25.188	2	34	CHRISTIE / CHRISTIE	1:35.612	1:36.056	0.444
3	95	BLA	21.213	91	WIL	25.608	84	LAI	12.649	95	BLA	11.503	95	BLA	25.488	3	95	BLACKSTOCK / ROSNEY	1:36.457	1:36.514	0.057
4	84	LAI	21.219	95	BLA	25.623	34	CHR	12.686	91	WIL	11.534	5	BIG	25.759	4	91	WILLIAMS / PITT	1:37.078	1:37.256	0.178
5	91	WIL	21.322	84	LAI	25.695	91	WIL	12.746	5	BIG	11.824	84	LAI	25.792	5	84	LAILOW / LAIDLOW	1:37.225	1:37.912	0.687
6	93	G.H	21.329	93	G.H	26.098	93	G.H	12.859	93	G.H	11.849	93	G.H	25.851	6	93	G.HOLDEN / LAWRENCE	1:37.986	1:38.410	0.424
7	5	BIG	21.525	27	KIR	26.160	18	P.B	12.918	84	LAI	11.870	91	WIL	25.868	7	5	BIGGS / SEGERS	1:38.372	1:38.996	0.624
8	111	CAB	21.561	5	BIG	26.298	5	BIG	12.966	27	KIR	11.886	18	P.B	26.141	8	27	KIRBY / KIRBY	1:39.005	1:39.255	0.250
9	18	P.B	21.653	18	P.B	26.378	111	CAB	12.973	18	P.B	11.991	27	KIR	26.161	9	18	P.BELL / HYDE	1:39.081	1:39.547	0.466
10	27	KIR	21.707	77	REE	26.774	17	CLA	13.007	4	PEA	12.093	17	CLA	26.366	10	111	CABLE / RICHARDSON	1:40.222	1:40.716	0.494
11	17	CLA	21.784	17	CLA	26.841	27	KIR	13.091	77	REE	12.217	111	CAB	26.376	11	17	CLARKE / ENSOR	1:40.325	1:40.726	0.401
12	77	REE	21.823	8	M.B	27.028	8	M.B	13.119	111	CAB	12.276	26	ATK	26.710	12	77	REEVES / WILKES	1:40.714	1:40.814	0.100
13	8	M.B	21.924	111	CAB	27.036	77	REE	13.120	17	CLA	12.327	4	PEA	26.729	13	8	M.BELL / COLBROOK	1:41.356	1:41.994	0.638
14	26	ATK	21.933	26	ATK	27.072	26	ATK	13.284	26	ATK	12.456	77	REE	26.780	14	26	ATKINSON / SMITH	1:41.455	1:41.599	0.144
15	4	PEA	22.362	4	PEA	27.622	4	PEA	13.362	8	M.B	12.480	8	M.B	26.805	15	4	PEACH / EDWARDS	1:42.168	1:42.501	0.333
16	76	PEA	22.850	76	PEA	28.328	76	PEA	13.522	38	MOS	13.050	89	HAU	27.778	16	76	PEARSON / RESTALL	1:46.025	1:46.431	0.406
17	89	HAU	23.015	89	HAU	28.774	89	HAU	13.826	76	PEA	13.147	76	PEA	28.178	17	89	HAUXWELL / HAUWELL	1:46.642	1:47.013	0.371
18	38	MOS	23.374	38	MOS	28.904	38	MOS	13.982	89	HAU	13.249	38	MOS	28.730	18	38	MOSS / HOPE	1:48.040	1:48.419	0.379

MCRCB BULLETIN TK270**2024 Bennetts British Superbike Championship - Round 3****2024 Hoosier British Sidecar Championship****RACE 1 - BEST SPEEDS**

POS	INTERMEDIATE 1		INTERMEDIATE 2		INTERMEDIATE 3		INTERMEDIATE 4		FINISH LINE			
	NO	NAME	MPH	NO	NAME	MPH	NO	NAME	MPH	NO	NAME	MPH
1	84	LAIDLAW / LAIDLAW	124.7			91	WILLIAMS / PITT	131.3		29	KERSHAW / CHARLWOOD	96.4
2	91	WILLIAMS / PITT	124.7			29	KERSHAW / CHARLWOOD	130.3		34	CHRISTIE / CHRISTIE	94.9
3	93	G.HOLDEN / LAWRENCE	123.8			26	ATKINSON / SMITH	130.3		95	BLACKSTOCK / ROSNEY	94.5
4	34	CHRISTIE / CHRISTIE	123.3			95	BLACKSTOCK / ROSNEY	129.8		26	ATKINSON / SMITH	94.5
5	95	BLACKSTOCK / ROSNEY	122.4			34	CHRISTIE / CHRISTIE	129.5		93	G.HOLDEN / LAWRENCE	93.9
6	29	KERSHAW / CHARLWOOD	121.1			84	LAIDLAW / LAIDLAW	128.5		5	BIGGS / SEGERS	93.7
7	27	KIRBY / KIRBY	120.6			93	G.HOLDEN / LAWRENCE	128.0		77	REEVES / WILKES	93.4
8	5	BIGGS / SEGERS	120.0			18	P.BELL / HYDE	126.6		84	LAIDLAW / LAIDLAW	93.2
9	26	ATKINSON / SMITH	116.1			111	CABLE / RICHARDSON	126.6		111	CABLE / RICHARDSON	92.5
10	18	P.BELL / HYDE	113.7			77	REEVES / WILKES	126.6		91	WILLIAMS / PITT	92.0
11	8	M.BELL / COLBROOK	113.5			5	BIGGS / SEGERS	125.9		18	P.BELL / HYDE	91.6
12	4	PEACH / EDWARDS	113.5			27	KIRBY / KIRBY	125.2		17	CLARKE / ENSOR	91.1
13	17	CLARKE / ENSOR	113.1			17	CLARKE / ENSOR	123.8		76	PEARSON / RESTALL	91.0
14	77	REEVES / WILKES	112.9			8	M.BELL / COLBROOK	123.8		89	HAUXWELL / HAUWELL	91.0
15	111	CABLE / RICHARDSON	112.7			76	PEARSON / RESTALL	123.3		27	KIRBY / KIRBY	90.8
16	38	MOSS / HOPE	107.0			4	PEACH / EDWARDS	123.1		8	M.BELL / COLBROOK	90.5
17	76	PEARSON / RESTALL	99.4			89	HAUXWELL / HAUWELL	123.1		4	PEACH / EDWARDS	90.0
18	89	HAUXWELL / HAUWELL	98.2			38	MOSS / HOPE	113.9		38	MOSS / HOPE	83.2

MCRCB BULLETIN TK271

2024 Bennetts British Superbike Championship - Round 3

2024 Hoosier British Sidecar Championship

RACE 1 - FASTEST LAP CLASSIFICATION

POS	RACE POS	NO	CL	NAME	ENTRY	BEST	ON
1	2	29	GP	KERSHAW / CHARLWOOD	LCR Yamaha - Steve Kershaw Racing	1:35.854	3
2	1	34	GP	CHRISTIE / CHRISTIE	LCR Yamaha - Hannafin Contractors	1:36.056	2
3	3	95	GP	BLACKSTOCK / ROSNEY	LCR Yamaha - Dave Holden Racing	1:36.514	2
4	16	91	GP	WILLIAMS / PITT	LCR Yamaha - NaTimber - AQ Logistics	1:37.256	2
5	4	84	CUP	L Aidlow / LAIDLAW	LCR Yamaha - Express Tyre Service / Pendragon Services Inc / Eife Racing	1:37.912	4
6	5	93	GP	G.HOLDEN / LAWRENCE	LCR Kawasaki - Holden Racing	1:38.410	8
7	9	5	GP	BIGGS / SEGERS	LCR Yamaha - Express Tyre Service/Santander Salt	1:38.996	2
8	7	27	CUP	KIRBY / KIRBY	Adolf RS Yamaha - KRT Racing	1:39.255	8
9	6	18	CUP	P.BELL / HYDE	LCR Yamaha - Marin Motorsports / HFF Civil Engineering	1:39.547	3
10	12	111	GP	CABLE / RICHARDSON	LCR Yamaha - L&W Racing	1:40.716	8
11	8	17	CUP	CLARKE / ENSOR	LCR Honda - Centurion Packaging / FINELINE SEALANTS / CYB Fibreglass & Cit	1:40.726	8
12	18	77	GP	REEVES / WILKES	Adolf RS Yamaha - Bonovo Action/Tim Reeves Racing	1:40.814	2
13	10	26	CUP	ATKINSON / SMITH	Adolf RS Honda - Mecsis/RAFMSA	1:41.599	4
14	11	8	CUP	M.BELL / COLBROOK	LCR Yamaha - Bell Marin Racing/HFF	1:41.994	8
15	13	4	CUP	PEACH / EDWARDS	LCR Yamaha - Life Safety Motorsport	1:42.501	3
16	14	76	F2	PEARSON / RESTALL	LCR Suzuki - Direct Commercials/ABS Racing	1:46.431	7
17	15	89	CUP	HAUXWELL / HAUXWELL	Adolf RS Yamaha - Haz Beanz / CJK Racing	1:47.013	7
18	17	38	CUP	MOSS / HOPE	LCR Yamaha - LifeSafety Motorsport - CMR	1:48.419	2

MCRCB BULLETIN TK272

2024 Bennetts British Superbike Championship - Round 3

2024 Hoosier British Sidecar Championship

RACE 1 - STATISTICS

Competitors Started 18
Planned Start 2024-05-18 @ 18:20:00.000
Actual Start 2024-05-18 @ 18:19:46.431
Finish Time 2024-05-18 @ 18:35:54.939
Track Length 2.4873mi.
Total Laps 163
Total Distance Covered 405.4378mi.

Session Fastest Lap History

NO	CL	NAME	LAP TIME	TIME OF DAY	LAP	VEHICLE
34	GP	CHRISTIE / CHRISTIE	1:36.056	18:23:03.146	2	LCR Yamaha
29	GP	KERSHAW / CHARLWOOD	1:35.854	18:24:39.564	3	LCR Yamaha

Session Leader History

NO	CL	NAME	FROM LAP	LAPS LED	DISTANCE	VEHICLE
34	GP	CHRISTIE / CHRISTIE	1	10	24.83 miles	LCR Yamaha

Flag History

TYPE	TIME OF DAY
GREEN	18:19:46.431
FINISH	18:35:54.939

Flag Statistics

TYPE	COUNT	TOTAL LAPS	TOTAL TIME
Green	1	10	19:40.570
Red	0	0	0.000
Safety Car	0	0	0.000
FCY	0	0	0.000

MCRCB BULLETIN TK272

2024 Bennetts British Superbike Championship - Round 3

2024 Hoosier British Sidecar Championship

RACE 1 - STATISTICS

CLASS : CUP

9 Starters

Fastest Lap History

NO	NAME	LAP TIME	TIME OF DAY	LAP	VEHICLE
84	L Aidlow / L Aidlow	1:37.966	18:23:06.926	2	LCR Yamaha
84	L Aidlow / L Aidlow	1:37.912	18:26:23.011	4	LCR Yamaha

Leader History

NO	NAME	FROM LAP	LAPS LED	DISTANCE	VEHICLE
84	L Aidlow / L Aidlow	1	10	24.83 miles	LCR Yamaha

MCRCB BULLETIN TK272

2024 Bennetts British Superbike Championship - Round 3

2024 Hoosier British Sidecar Championship

RACE 1 - STATISTICS

CLASS : F2

1 Starters

Fastest Lap History

NO	NAME	LAP TIME	TIME OF DAY	LAP	VEHICLE
76	PEARSON / RESTALL	1:47.272	18:23:27.564	2	LCR Suzuki
76	PEARSON / RESTALL	1:46.931	18:27:01.976	4	LCR Suzuki
76	PEARSON / RESTALL	1:46.431	18:32:24.107	7	LCR Suzuki

Leader History

NO	NAME	FROM LAP	LAPS LED	DISTANCE	VEHICLE
76	PEARSON / RESTALL	1	9	22.34 miles	LCR Suzuki

MCRCB BULLETIN TK272

2024 Bennetts British Superbike Championship - Round 3

2024 Hoosier British Sidecar Championship

RACE 1 - STATISTICS

CLASS : GP

8 Starters

Fastest Lap History

NO	NAME	LAP TIME	TIME OF DAY	LAP	VEHICLE
34	CHRISTIE / CHRISTIE	1:36.056	18:23:03.146	2	LCR Yamaha
29	KERSHAW / CHARLWOOD	1:35.854	18:24:39.564	3	LCR Yamaha

Leader History

NO	NAME	FROM LAP	LAPS LED	DISTANCE	VEHICLE
34	CHRISTIE / CHRISTIE	1	10	24.83 miles	LCR Yamaha

MCRCB BULLETIN TK273

2024 Bennetts British Superbike Championship - Round 3

2024 Hoosier British Sidecar Championship

RACE 1 - SESSION NOTES

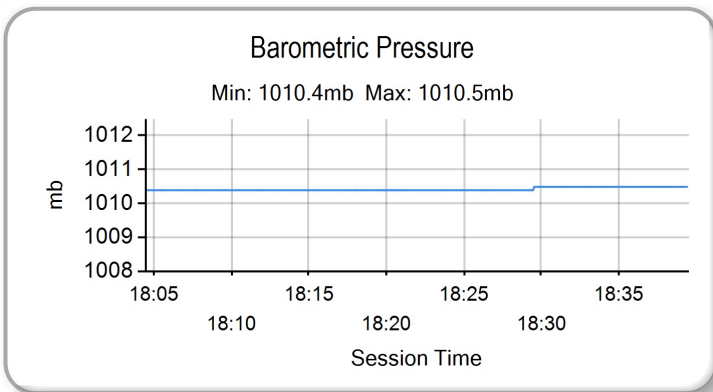
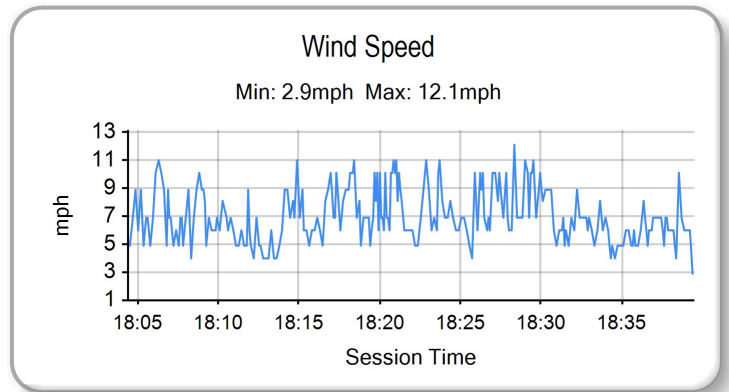
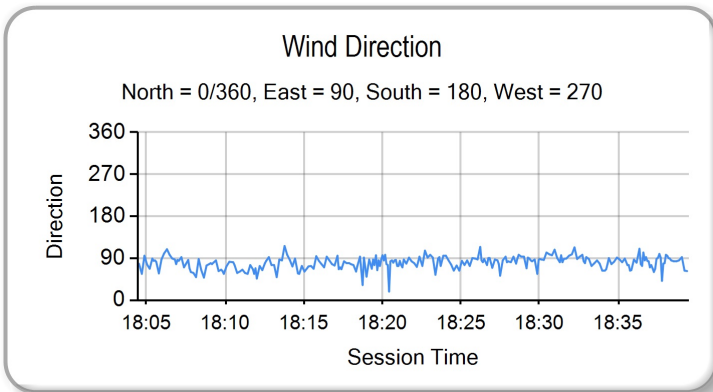
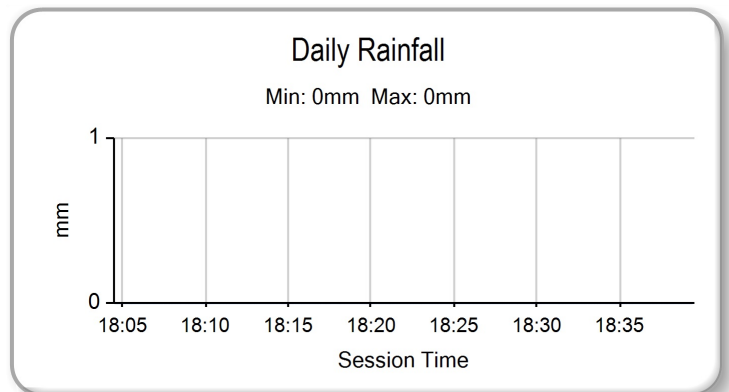
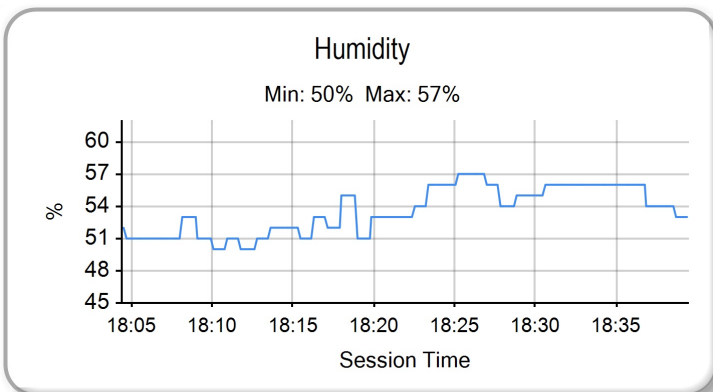
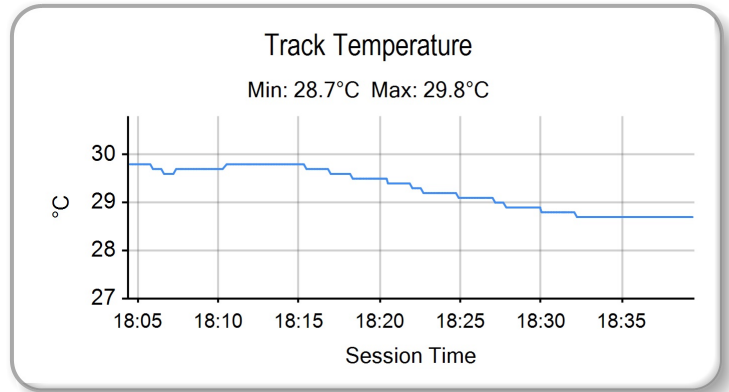
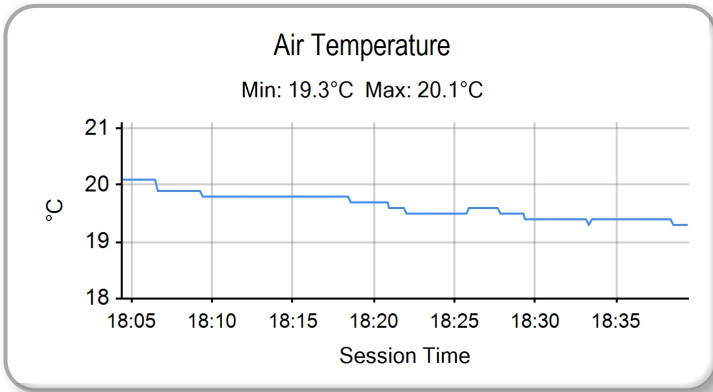
TIME	MESSAGE
18:10:03	PITLANE OPEN
18:15:03	PITLANE CLOSED
18:15:07	3 MINUTES TO WARM UP LAP
18:16:30	1 MINUTE TO WARM UP LAP
18:16:54	30 SECONDS TO WARM UP LAP
18:17:04	GREEN FLAG - WARM UP LAP
18:19:06	RACE START
18:19:07	
18:20:15	NO JUMP STARTS
18:25:03	NO.77 ENTERED PITS
18:27:25	NO.38 ENTERED PITS
18:27:53	NO.5 SPUN AND CONTINUED - CRANER CURVES
18:29:31	TWO THIRDS DISTANCE COMPLETED
18:33:16	NO.91 ENTERED PITS
18:37:05	NO.111 SPUN AND CONTINUED - MELBOURNE

MCRCB BULLETIN TK274

2024 Bennetts British Superbike Championship - Round 3

2024 Hoosier British Sidecar Championship

RACE 1 - WEATHER CONDITIONS



2024 British Sidecar Championship
OVERALL RIDERS CHAMPIONSHIP CLASSIFICATION



		TOTAL	GAP	DIFF															Wins	Seconds	Thirds
					13th / 14th April Pembrey	17th - 19th May Donington Park GP	14th - 16th June Knockhill	5th - 7th July Snetterton 300	3rd / 4th August Cadwell Park	13th - 13th October Brands Hatch GP											
					1	2	3	4	5	6	7	8	9	10	11	12	13	14			
1	S. LAIDLLOW / J. LAIDLLOW	79			20	16	25	18											1	0	1
2	BLACKSTOCK / ROSNEY	70	9		25	25		20											2	0	1
3	G. HOLDEN / LAWRENCE	54	25	16	16	13	9	16											0	0	0
4	P. KIRBY / T. KIRBY	51	28	3	11	8	20	12											0	0	1
5	BIGGS / SEGERS	46	33	5	13	9	16	8											0	0	0
6	WILLIAMS / PITT	36	43	10	6	20	10												0	0	1
7	CLARKE / ENSOR	36	43	0	8	7	11	10											0	0	0
8	R. STEVENS / W. STEVENS	34	45	2	10	11	13												0	0	0
9	J. HOLDEN / GORDON	26	53	8	9	10	7												0	0	0
10	CHRISTIE / CHRISTIE	25	54	1				25											1	0	0
11	KERSHAW / CHARLWOOD	22	57	3				22											0	1	0
12	ATKINSON / SMITH	20	59	2	2	6	6	6											0	0	0
13	R. CROWE / C. CROWE	15	64	5	7		8												0	0	0
14	P.BELL / HYDE	14	65	1				14											0	0	0
15	A. FOUNDS / GIBBONS	8	71	6	3	5													0	0	0
16	PEACH / EDWARDS	7	72	1	4			3											0	0	0
17	PEARSON / RESTALL	6	73	1		4		2											0	0	0
18	M.BELL / COLBROOK	5	74	1				5											0	0	0
19	NICOL / CONIL	5	74	0	5														0	0	0
20	CABLE / RICHARDSON	4	75	1				4											0	0	0
21	HAUXWELL / HAUXWELL	1	78	3				1											0	0	0
22	MOSS / HOPE	1	78	0	1														0	0	0

2024 British Sidecar Championship
GP RIDERS CHAMPIONSHIP CLASSIFICATION



		TOTAL	GAP	DIFF															Wins	Seconds	Thirds
					1 13th / 14th April Pembrey	2	3	4 17th - 19th May	5 Donington Park GP	6 14th - 16th June Knockhill	7	8 5th - 7th July	9 Snetterton 300	10	11 3rd / 4th August Cadwell Park	12	13 11th - 13th October	14 Brands Hatch GP			
1	G. HOLDEN / LAWRENCE	80			22	20	20	18										0	1	2	
2	BIGGS / SEGERS	77	3		20	16	25	16										1	0	1	
3	BLACKSTOCK / ROSNEY	70	10	7	25	25		20										2	0	1	
4	WILLIAMS / PITT	60	20	10	16	22	22											0	2	0	
5	J. HOLDEN / GORDON	54	23	6	18	18	18											0	0	0	
6	CHRISTIE / CHRISTIE	25	55	29				25										1	0	0	
7	KERSHAW / CHARLWOOD	22	55	3				22										0	1	0	
8	CABLE / RICHARDSON	14	66	8				14										0	0	0	

2024 British Sidecar Championship
CUP RIDERS CHAMPIONSHIP CLASSIFICATION



		TOTAL	GAP	DIFF	13th / 14th April Pembrey			17th - 19th May Donington Park GP		14th - 16th June Knockhill		5th - 7th July Snetterton 300		3rd / 4th August Cadwell Park		11th - 13th October Brands Hatch GP		Wins	Seconds	Thirds
					1	2	3	4	5	6	7	8	9	10	11	12	13			
1	S. LAIDLLOW / J. LAIDLLOW	100			25	25	25	25										4	0	0
2	P. KIRBY / T. KIRBY	84	16		22	20	22	20										0	2	2
3	CLARKE / ENSOR	72	28	12	18	18	18	18										0	0	0
4	R. STEVENS / W. STEVENS	62	38	10	20	22	20											0	1	2
5	ATKINSON / SMITH	60	40	2	12	16	16	16										0	0	0
6	PEACH / EDWARDS	26	74	34	14			12										0	0	0
7	P.BELL / HYDE	22	78	4				22										0	1	0
8	NICOL / CONIL	16	84	6	16													0	0	0
9	M.BELL / COLBROOK	14	86	2				14										0	0	0
10	HAUXWELL / HAUWELL	10	90	4				10										0	0	0
11	MOSS / HOPE	10	90	0	10													0	0	0

2024 British Sidecar Championship
F2 RIDERS CHAMPIONSHIP CLASSIFICATION



	TOTAL	GAP	DIFF	13th / 14th April Pembrey			17th - 19th May Donington Park GP		14th - 16th June Knockhill		5th - 7th July Snetterton 300		3rd / 4th August Cadwell Park		11th - 13th October Brands Hatch GP		Wins	Seconds	Thirds
				1	2	3	4	5	6	7	8	9	10	11	12	13			
1	PEARSON / RESTALL	67		20	22		25										1	1	1
2	R. CROWE / C. CROWE	50	17	25	25												2	0	0
3	A. FOUNDS / GIBBONS	47	20	3	22	25											1	1	0



ROW 9	1	1	25	38 MOSS / HOPE	1:48.419		
ROW 8	24	89 HAUXWELL / HAUXWELL	1:47.013	23	22	76 PEARSON / RESTALL	1:46.431
ROW 7	21	4 PEACH / EDWARDS	1:42.501	20	19	8 M.BELL / COLBROOK	1:41.994
ROW 6	18	26 ATKINSON / SMITH	1:41.599	17	16	77 REEVES / WILKES	1:40.814
ROW 5	15	17 CLARKE / ENSOR	1:40.726	14	13	111 CABLE / RICHARDSON	1:40.716
ROW 4	12	18 P.BELL / HYDE	1:39.547	11	10	27 KIRBY / KIRBY	1:39.255
ROW 3	9	5 BIGGS / SEGERS	1:38.996	8	7	93 G.HOLDEN / LAWRENCE	1:38.410
ROW 2	6	84 LAIDLAW / LAIDLAW	1:37.912	5	4	95 BLACKSTOCK / ROSNEY	1:36.514
ROW 1	3	34 CHRISTIE / CHRISTIE	1:36.056	2	1	29 KERSHAW / CHARLWOOD	1:35.854
Pole							

Comments:
#91 - Withdrawn

These results are provisional until the conclusion of any judicial and technical matters.

Donington Park GP: 2.4873 miles

Race Director: Stuart Higgs

S. Higgs

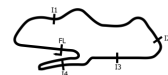
Digitally Approved at 16:27 Sunday, 19 May 2024

Stewards:

Timekeeper: Richard Evans

R. EVANS

Digitally Approved at 16:27 Sunday, 19 May 2024



Results can be found at www.tsl-timing.com

Printed - 16:22 Sunday, 19 May 2024



RACE 2 - CLASSIFICATION

Race Distance: 10 Laps / 24.87 miles

POS	NO	CL	PIC	NAME	ENTRY	LAPS	TIME	GAP	DIFF	MPH	BEST	ON	GRD	↑↓
1	95	GP	1	BLACKSTOCK / ROSNEY	LCR Yamaha - Dave Holden Racing	10	16:08.681			92.29	1:36.199	4	3	2
2	34	GP	2	CHRISTIE / CHRISTIE	LCR Yamaha - Hannafin Contractors	10	16:09.204	0.523	0.523	92.24	1:36.001	4	2	0
3	29	GP	3	KERSHAW / CHARLWOOD	LCR Yamaha - Steve Kershaw Racing	10	16:09.727	1.046	0.523	92.19	1:36.298	5	1	-2
4	84	CUP	1	LAIDLAW / LAIDLAW	LCR Yamaha - Express Tyre Service / Pendragon Services I	10	16:22.395	13.714	12.668	91.01	1:37.285	4	4	0
5	93	GP	4	G.HOLDEN / LAWRENCE	LCR Kawasaki - Holden Racing	10	16:30.840	22.159	8.445	90.23	1:37.008	3	5	0
6	5	GP	5	BIGGS / SEGERS	LCR Yamaha - Express Tyre Service/Santander Salt	10	16:34.366	25.685	3.526	89.91	1:38.319	2	6	0
7	18	CUP	2	P.BELL / HYDE	LCR Yamaha - Marin Motorsports / HFF Civil Engineering	10	16:40.768	32.087	6.402	89.33	1:38.931	9	8	1
8	27	CUP	3	KIRBY / KIRBY	Adolf RS Yamaha - KRT Racing	10	16:41.007	32.326	0.239	89.31	1:39.000	6	7	-1
9	111	GP	6	CABLE / RICHARDSON	LCR Yamaha - L&W Racing	10	16:53.714	45.033	12.707	88.19	1:40.028	6	9	0
10	17	CUP	4	CLARKE / ENSOR	LCR Honda - Centurion Packaging / Fineline Sealants / CYB	10	16:54.680	45.999	0.966	88.11	1:40.124	9	10	0
11	26	CUP	5	ATKINSON / SMITH	Adolf RS Honda - Mecsia/RAFMSA	10	16:56.653	47.972	1.973	87.94	1:40.453	7	12	1
12	8	CUP	6	M.BELL / COLBROOK	LCR Yamaha - Bell Marin Racing/HFF	10	17:07.930	59.249	11.277	86.97	1:41.654	3	13	1
13	4	CUP	7	PEACH / EDWARDS	LCR Yamaha - Life Safety Motorsport	10	17:20.685	1:12.004	12.755	85.91	1:42.643	2	14	1
14	76	F2	1	PEARSON / RESTALL	LCR Suzuki - Direct Commercials/ABS Racing	9	16:11.835	1 Lap	1 Lap	82.78	1:46.840	5	15	1
15	38	CUP	8	MOSS / HOPE	LCR Yamaha - LifeSafety Motorsport - CMR	9	16:24.534	1 Lap	12.699	81.71	1:47.847	2	17	2

NOT CLASSIFIED

DNF	89	CUP		HAUXWELL / HAUXWELL	Adolf RS Yamaha - Haz Beanz / CJK Racing	2	3:45.330	8 Laps	7 Laps	78.87	1:49.451	2	16	
DNF	77	GP		REEVES / WILKES	Adolf RS Yamaha - Bonovo Action/Tim Reeves Racing	0							11	
DNF	91	GP		WILLIAMS / PITT	LCR Yamaha - NaTimber - AQ Logistics	0								

FASTEST LAP

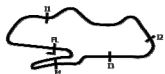
34	GP			CHRISTIE / CHRISTIE	LCR Yamaha - Hannafin Contractors	4	1:36.001			93.27 mph			150.11 kph	
84	CUP			LAIDLAW / LAIDLAW	LCR Yamaha - Express Tyre Service / Pendragon Services I	4	1:37.285			92.04 mph			148.12 kph	
76	F2			PEARSON / RESTALL	LCR Suzuki - Direct Commercials/ABS Racing	5	1:46.840			83.81 mph			134.88 kph	

Weather / Track : Sunny / Dry

These results are provisional until the conclusion of any judicial and technical matters.

Date: 19/05/2024 Start: 17:16 Finish: 17:32

Donington Park GP: 2.4873 miles

Race Director: Stuart Higgs	Stewards:	Timekeeper: Richard Evans	
-----------------------------	-----------	---------------------------	---

Results can be found at www.tsl-timing.com

Printed - 17:34 Sunday, 19 May 2024

MCRCB BULLETIN TK410

2024 Bennetts British Superbike Championship - Round 3

2024 Hoosier British Sidecar Championship

RACE 2 - LAP CHART

LAP 1 @ 17:18:11.101

NO	BEHIND	LAP TIME
29		1:40.277
95	0.257	1:40.534
34	0.827	1:41.104
84	1.587	1:41.864
5	2.562	1:42.839
27	4.278	1:44.555
93	5.087	1:45.364
18	6.866	1:47.143
111	7.649	1:47.926
17	8.317	1:48.594
26	8.566	1:48.843
8	9.613	1:49.890
4	9.772	1:50.049
76	13.425	1:53.702
38	14.409	1:54.686
89	15.602	1:55.879

LAP 2 @ 17:19:47.551

NO	BEHIND	LAP TIME
29		1:36.450
95	0.346	1:36.539
34	1.064	1:36.687
84	2.892	1:37.755
5	4.431	1:38.319
93	6.572	1:37.935
27	7.447	1:39.619
18	10.461	1:40.045
111	12.243	1:41.044
17	13.255	1:41.388
26	13.923	1:41.807
8	15.293	1:42.130
4	15.965	1:42.643
76	24.913	1:47.938
38	25.806	1:47.847
89	28.603	1:49.451

LAP 3 @ 17:21:24.040

NO	BEHIND	LAP TIME
29		1:36.489
95	0.435	1:36.578
34	0.869	1:36.294
84	3.974	1:37.571
5	6.407	1:38.465
93	7.091	1:37.008
27	10.380	1:39.422
18	12.958	1:38.986
111	16.222	1:40.468
17	18.112	1:41.346
26	18.484	1:41.050
8	20.458	1:41.654
4	22.331	1:42.855
76	36.287	1:47.863
38	37.220	1:47.903

LAP 4 @ 17:23:00.440

NO	BEHIND	LAP TIME
29		1:36.400
95	0.234	1:36.199
34	0.470	1:36.001
84	4.859	1:37.285
5	9.555	1:39.548

93	10.562	1:39.871
27	13.440	1:39.460
18	15.588	1:39.030
111	20.632	1:40.810
17	22.174	1:40.462
26	22.565	1:40.481
8	26.057	1:41.999
4	29.408	1:43.477
76	47.021	1:47.134
38	48.873	1:48.053

LAP 5 @ 17:24:36.738

NO	BEHIND	LAP TIME
29		1:36.298
95	0.511	1:36.575
34	1.000	1:36.828
84	6.221	1:37.660
93	12.699	1:38.435
5	13.037	1:39.780
27	17.138	1:39.996
18	18.739	1:39.449
111	25.177	1:40.843
17	26.899	1:41.023
26	27.363	1:41.096
8	31.775	1:42.016
4	36.693	1:43.583
76	57.563	1:46.840
38	1:00.618	1:48.043

LAP 6 @ 17:26:13.084

NO	BEHIND	LAP TIME
29		1:36.346
95	0.409	1:36.244
34	0.822	1:36.168
84	8.047	1:38.172
93	14.634	1:38.281
5	15.615	1:38.924
27	19.792	1:39.000
18	21.379	1:38.986
111	28.859	1:40.028
17	31.002	1:40.449
26	31.628	1:40.611
8	37.236	1:41.807
4	44.121	1:43.774
76	1:08.503	1:47.286
38	1:13.850	1:49.578

LAP 7 @ 17:27:49.703

NO	BEHIND	LAP TIME
29		1:36.619
95	0.514	1:36.724
34	0.790	1:36.587
84	9.174	1:37.746
93	16.000	1:37.985
5	18.284	1:39.288
27	22.623	1:39.450
18	24.198	1:39.438
111	32.752	1:40.512
17	34.873	1:40.490
26	35.462	1:40.453
8	42.410	1:41.793
4	51.167	1:43.665
76	1:18.860	1:46.976
38	1:26.248	1:49.017

LAP 8 @ 17:29:26.040

NO	BEHIND	LAP TIME
29		1:36.337
95	0.607	1:36.430
34	1.112	1:36.659
84	10.976	1:38.139
93	18.232	1:38.569
5	20.754	1:38.807
27	25.448	1:39.162
18	26.873	1:39.012
111	37.228	1:40.813
17	39.174	1:40.638
26	39.798	1:40.673
8	48.452	1:42.379
4	58.606	1:43.776
76	1:29.473	1:46.950

LAP 9 @ 17:31:02.509

NO	BEHIND	LAP TIME
29		1:36.469
95	0.488	1:36.350
34	0.889	1:36.246
38	1 Lap	1:50.098
84	12.495	1:37.988
93	20.073	1:38.310
5	23.286	1:39.001
27	28.840	1:39.861
18	29.335	1:38.931
111	41.500	1:40.741
17	42.829	1:40.124
26	44.069	1:40.740
8	54.460	1:42.477
4	1:05.504	1:43.367

LAP 10 @ 17:32:39.505

NO	BEHIND	LAP TIME
95		1:36.508
34	0.523	1:36.630
29	1.046	1:38.042
76	1 Lap	1:47.146
84	13.714	1:38.215
38	1 Lap	1:49.309
93	22.159	1:39.082
5	25.685	1:39.395
18	32.087	1:39.748
27	32.326	1:40.482
111	45.033	1:40.529
17	45.999	1:40.166
26	47.972	1:40.899
8	59.249	1:41.785
4	1:12.004	1:43.496

MCRCB BULLETIN TK411

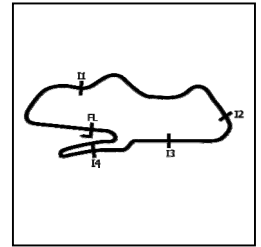
2024 Bennetts British Superbike Championship - Round 3

2024 Hoosier British Sidecar Championship

RACE 2 - POSITION CHART

No	Name	Lap											
		Pos	1	2	3	4	5	6	7	8	9	10	
29	KERSHAW / CHARLW	1	29	29	29	29	29	29	29	29	29	29	95
34	CHRISTIE / CHRISTIE	2	95	95	95	95	95	95	95	95	95	95	34
95	BLACKSTOCK / ROSN	3	34	34	34	34	34	34	34	34	34	34	29
84	LAIDLAW / LAIDLAW	4	84	84	84	84	84	84	84	84	84	84	84
93	G.HOLDEN / LAWREN	5	5	5	5	5	93	93	93	93	93	93	93
5	BIGGS / SEGERS	6	27	93	93	93	5	5	5	5	5	5	5
27	KIRBY / KIRBY	7	93	27	27	27	27	27	27	27	27	27	18
18	P.BELL / HYDE	8	18	18	18	18	18	18	18	18	18	18	27
111	CABLE / RICHARDSON	9	111	111	111	111	111	111	111	111	111	111	111
17	CLARKE / ENSOR	10	17	17	17	17	17	17	17	17	17	17	17
77	REEVES / WILKES	11	26	26	26	26	26	26	26	26	26	26	26
26	ATKINSON / SMITH	12	8	8	8	8	8	8	8	8	8	8	8
8	M.BELL / COLBROOK	13	4	4	4	4	4	4	4	4	4	4	4
4	PEACH / EDWARDS	14	76	76	76	76	76	76	76	76	76	76	76
76	PEARSON / RESTALL	15	38	38	38	38	38	38	38	38	38	38	38
89	HAUXWELL / HAUXWE	16	89	89									
38	MOSS / HOPE	17											
91	WILLIAMS / PITT	18											

RACE 2 - SECTOR ANALYSIS



SECTOR 1 = FL to I1, SECTOR 2 = I1 to I2, SECTOR 3 = I2 to I3, SECTOR 4 = I3 to I4, SECTOR 5 = I4 to FL, DIFF = Difference To Personal Best Lap, P = Crossed Finish Line in Pit Lane, D = Time Disallowed

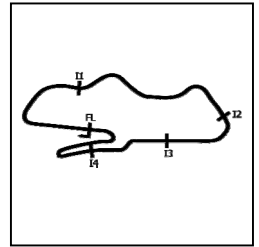
P1		95 GP		BLACKSTOCK / ROSNEY			LCR Yamaha - Dave Holden Racing					
IDEAL LAP TIME : 1:35.791		BEST LAP TIME : 1:36.199			DIFFERENCE : 0.408							
LAP	SECTOR 1	SECTOR 2	SECTOR 3	SECTOR 4	SECTOR 5	LAP TIME	MPH	DIFF	TIME OF DAY			
1-		116.3	25.824	12.601	130.5	11.784	25.637	94.2	1:40.534	89.06	4.335	17:18:11.358
2-	21.240	118.1	25.620	12.558	130.0	11.630	25.491	94.2	1:36.539	92.75	0.340	17:19:47.897
3-	21.146	120.4	25.646	12.574	129.3	11.740	25.472	94.3	1:36.578	92.71	0.379	17:21:24.475
4-	21.163	120.4	25.448	12.605	129.5	11.508	25.475	94.2	1:36.199 (1)	93.08		17:23:00.674
5-	21.087	118.9	25.628	12.565	130.0	11.595	25.700	93.7	1:36.575	92.72	0.376	17:24:37.249
6-	21.166	120.6	25.397	12.519	129.5	11.795	25.367	94.5	1:36.244 (2)	93.03	0.045	17:26:13.493
7-	21.052	121.1	25.624	12.643	129.0	11.592	25.813	94.2	1:36.724	92.57	0.525	17:27:50.217
8-	21.095	120.9	25.391	12.601	129.0	11.714	25.629	94.2	1:36.430	92.85	0.231	17:29:26.647
9-	21.082	120.2	25.607	12.563	130.3	11.469	25.629	94.5	1:36.350 (3)	92.93	0.151	17:31:02.997
10-	21.107	121.5	25.439	12.512	130.0	11.942	25.508	94.1	1:36.508	92.78	0.309	17:32:39.505

P2		34 GP		CHRISTIE / CHRISTIE			LCR Yamaha - Hannafin Contractors					
IDEAL LAP TIME : 1:35.569		BEST LAP TIME : 1:36.001			DIFFERENCE : 0.432							
LAP	SECTOR 1	SECTOR 2	SECTOR 3	SECTOR 4	SECTOR 5	LAP TIME	MPH	DIFF	TIME OF DAY			
1-		117.1	25.999	12.863	130.5	11.534	25.602	94.7	1:41.104	88.56	5.103	17:18:11.928
2-	21.205	118.9	25.615	12.857	129.8	11.592	25.418	94.2	1:36.687	92.61	0.686	17:19:48.615
3-	21.082	121.1	25.440	12.682	130.3	11.771	25.319	95.0	1:36.294	92.99	0.293	17:21:24.909
4-	21.074	116.5	25.509	12.694	130.8	11.467	25.257	95.4	1:36.001 (1)	93.27		17:23:00.910
5-	21.166	118.9	25.586	12.617	131.8	11.768	25.691	94.6	1:36.828	92.47	0.827	17:24:37.738
6-	20.971	117.5	25.462	12.721	130.3	11.653	25.361	95.3	1:36.168 (2)	93.11	0.167	17:26:13.906
7-	20.899	123.1	25.650	12.614	131.3	11.718	25.706	95.0	1:36.587	92.70	0.586	17:27:50.493
8-	21.092	119.8	25.519	12.657	130.3	11.693	25.698	94.9	1:36.659	92.63	0.658	17:29:27.152
9-	20.981	122.2	25.459	12.833	130.5	11.359	25.614	95.4	1:36.246 (3)	93.03	0.245	17:31:03.398
10-	20.902	120.4	25.580	12.890	129.3	11.605	25.653	94.3	1:36.630	92.66	0.629	17:32:40.028

P3		29 GP		KERSHAW / CHARLWOOD			LCR Yamaha - Steve Kershaw Racing					
IDEAL LAP TIME : 1:35.825		BEST LAP TIME : 1:36.298			DIFFERENCE : 0.473							
LAP	SECTOR 1	SECTOR 2	SECTOR 3	SECTOR 4	SECTOR 5	LAP TIME	MPH	DIFF	TIME OF DAY			
1-		117.7	25.959	12.748	127.8	11.640	25.667	93.2	1:40.277	89.29	3.979	17:18:11.101
2-	21.316	121.5	25.497	12.690	127.5	11.511	25.436	93.7	1:36.450	92.84	0.152	17:19:47.551
3-	21.272	119.4	25.632	12.740	128.3	11.566	25.279	93.7	1:36.489	92.80	0.191	17:21:24.040
4-	21.276	120.9	25.399	12.674	127.5	11.496	25.555	93.5	1:36.400	92.88	0.102	17:23:00.440
5-	21.113	122.2	25.441	12.714	128.3	11.701	25.329	93.5	1:36.298 (1)	92.98		17:24:36.738
6-	21.286	120.2	25.457	12.790	127.5	11.465	25.348	94.9	1:36.346 (3)	92.94	0.048	17:26:13.084
7-	21.169	121.3	25.453	12.791	127.5	11.671	25.535	93.7	1:36.619	92.67	0.321	17:27:49.703
8-	21.165	122.2	25.580	12.771	128.0	11.543	25.278	94.2	1:36.337 (2)	92.94	0.039	17:29:26.040
9-	21.219	122.0	25.453	12.786	128.8	11.505	25.506	94.6	1:36.469	92.82	0.171	17:31:02.509
10-	21.142	122.6	25.295	12.790	128.0	12.125	26.690	88.8	1:38.042	91.33	1.744	17:32:40.551

P4		84 CUP		LAIDLAW / LAIDLAW			LCR Yamaha - Express Tyre Service / Pendragon Services Inc.					
IDEAL LAP TIME : 1:36.789		BEST LAP TIME : 1:37.285			DIFFERENCE : 0.496							
LAP	SECTOR 1	SECTOR 2	SECTOR 3	SECTOR 4	SECTOR 5	LAP TIME	MPH	DIFF	TIME OF DAY			
1-		120.0	25.896	12.771	128.8	11.855	25.740	93.4	1:41.864	87.90	4.579	17:18:12.688
2-	21.463	123.3	25.806	12.795	126.8	11.838	25.853	92.8	1:37.755	91.60	0.470	17:19:50.443
3-	21.310	122.9	25.350	12.737	121.7	12.121	26.053	91.8	1:37.571 (2)	91.77	0.286	17:21:28.014
4-	21.325	122.6	25.610	12.708	125.6	12.032	25.610	92.9	1:37.285 (1)	92.04		17:23:05.299
5-	21.346	122.4	25.651	12.758	125.9	11.996	25.909	92.4	1:37.660 (3)	91.69	0.375	17:24:42.959
6-	21.283	123.1	25.624	12.785	125.4	12.040	26.440	91.8	1:38.172	91.21	0.887	17:26:21.131
7-	21.403	122.4	25.536	12.837	124.0	12.011	25.959	92.8	1:37.746	91.60	0.461	17:27:58.877
8-	21.300	123.5	25.977	12.949	124.9	12.083	25.830	92.6	1:38.139	91.24	0.854	17:29:37.016
9-	21.299	121.7	25.806	12.952	124.5	11.923	26.008	92.6	1:37.988	91.38	0.703	17:31:15.004
10-	21.306	122.0	25.842	12.882	124.9	11.952	26.233	92.6	1:38.215	91.17	0.930	17:32:53.219

RACE 2 - SECTOR ANALYSIS



SECTOR 1 = FL to I1, SECTOR 2 = I1 to I2, SECTOR 3 = I2 to I3, SECTOR 4 = I3 to I4, SECTOR 5 = I4 to FL, DIFF = Difference To Personal Best Lap, P = Crossed Finish Line in Pit Lane, D = Time Disallowed

P5		93 GP		G.HOLDEN / LAWRENCE		LCR Kawasaki - Holden Racing						
IDEAL LAP TIME : 1:36.697		BEST LAP TIME : 1:37.008		DIFFERENCE : 0.311								
LAP	SECTOR 1	SECTOR 2	SECTOR 3	SECTOR 4	SECTOR 5	LAP TIME	MPH	DIFF	TIME OF DAY			
1-	95.1	27.662	13.354	128.3	11.632	25.960	95.5	1:45.364	84.98	8.356	17:18:16.188	
2-	21.799	123.5	25.965	12.632	129.8	11.786	25.753	94.1	1:37.935 (2)	91.43	0.927	17:19:54.123
3-	21.300	125.9	25.598	12.750	128.0	11.712	25.648	93.9	1:37.008 (1)	92.30		17:21:31.131
4-	21.324	127.8	26.300	12.790	129.5	12.889	26.568	93.8	1:39.871	89.66	2.863	17:23:11.002
5-	21.530	124.2	26.111	12.754	129.5	11.878	26.162	94.1	1:38.435	90.96	1.427	17:24:49.437
6-	21.418	125.6	25.859	12.911	128.5	11.811	26.282	94.1	1:38.281	91.11	1.273	17:26:27.718
7-	21.397	124.9	25.849	12.790	128.3	11.822	26.127	93.4	1:37.985 (3)	91.38	0.977	17:28:05.703
8-	21.187	127.0	25.907	12.843	128.5	12.040	26.592	94.5	1:38.569	90.84	1.561	17:29:44.272
9-	21.208	125.6	25.849	12.791	128.3	11.920	26.542	94.3	1:38.310	91.08	1.302	17:31:22.582
10-	21.456	124.2	26.032	12.921	127.0	11.909	26.764	94.1	1:39.082	90.37	2.074	17:33:01.664

P6		5 GP		BIGGS / SEGERS		LCR Yamaha - Express Tyre Service/Santander Salt						
IDEAL LAP TIME : 1:37.958		BEST LAP TIME : 1:38.319		DIFFERENCE : 0.361								
LAP	SECTOR 1	SECTOR 2	SECTOR 3	SECTOR 4	SECTOR 5	LAP TIME	MPH	DIFF	TIME OF DAY			
1-	114.1	26.485	12.934	127.0	11.766	25.677	94.3	1:42.839	87.07	4.520	17:18:13.663	
2-	21.537	118.3	26.174	13.029	126.3	11.778	25.801	92.5	1:38.319 (1)	91.07		17:19:51.982
3-	21.427	122.6	26.383	13.014	124.7	11.952	25.689	92.4	1:38.465 (2)	90.94	0.146	17:21:30.447
4-	21.603	119.6	26.422	13.018	124.7	12.485	26.020	91.6	1:39.548	89.95	1.229	17:23:09.995
5-	21.605	114.1	26.746	13.124	124.2	12.130	26.175	92.8	1:39.780	89.74	1.461	17:24:49.775
6-	21.577	119.1	26.268	13.120	124.9	11.929	26.030	92.3	1:38.924	90.51	0.605	17:26:28.699
7-	21.566	118.1	26.514	13.105	124.0	12.082	26.021	92.1	1:39.288	90.18	0.969	17:28:07.987
8-	21.590	119.1	26.305	13.203	124.2	11.746	25.963	92.6	1:38.807 (3)	90.62	0.488	17:29:46.794
9-	21.703	117.3	26.329	13.046	124.5	11.958	25.965	92.5	1:39.001	90.44	0.682	17:31:25.795
10-	21.739	118.3	26.318	13.103	124.0	12.245	25.990	92.1	1:39.395	90.08	1.076	17:33:05.190

P7		18 CUP		P.BELL / HYDE		LCR Yamaha - Marin Motorsports / HFF Civil Engineering						
IDEAL LAP TIME : 1:38.577		BEST LAP TIME : 1:38.931		DIFFERENCE : 0.354								
LAP	SECTOR 1	SECTOR 2	SECTOR 3	SECTOR 4	SECTOR 5	LAP TIME	MPH	DIFF	TIME OF DAY			
1-	100.0	27.799	13.512	125.4	12.614	26.299	91.4	1:47.143	83.57	8.212	17:18:17.967	
2-	22.110	113.3	26.707	13.179	124.5	11.986	26.063	90.8	1:40.045	89.50	1.114	17:19:58.012
3-	21.651	113.7	26.554	13.012	124.0	11.837	25.932	90.6	1:38.986 (2)	90.46	0.055	17:21:36.998
4-	21.720	115.5	26.345	12.919	124.7	12.046	26.000	90.8	1:39.030	90.42	0.099	17:23:16.028
5-	21.724	114.1	26.712	12.909	125.9	11.938	26.166	91.3	1:39.449	90.04	0.518	17:24:55.477
6-	21.651	117.3	26.399	12.839	125.9	12.086	26.011	91.4	1:38.986 (2)	90.46	0.055	17:26:34.463
7-	21.753	113.3	26.622	12.928	125.2	12.114	26.021	91.8	1:39.438	90.05	0.507	17:28:13.901
8-	21.749	115.7	26.427	13.000	124.7	11.888	25.948	91.6	1:39.012	90.43	0.081	17:29:52.913
9-	21.624	112.5	26.477	12.875	126.1	11.922	26.033	91.0	1:38.931 (1)	90.51		17:31:31.844
10-	21.761	112.4	26.378	12.928	124.5	12.353	26.328	91.8	1:39.748	89.77	0.817	17:33:11.592

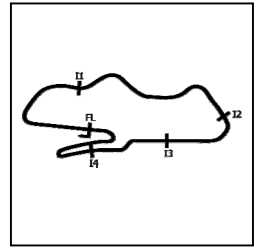
P8		27 CUP		KIRBY / KIRBY		Adolf RS Yamaha - KRT Racing						
IDEAL LAP TIME : 1:38.777		BEST LAP TIME : 1:39.000		DIFFERENCE : 0.223								
LAP	SECTOR 1	SECTOR 2	SECTOR 3	SECTOR 4	SECTOR 5	LAP TIME	MPH	DIFF	TIME OF DAY			
1-	103.8	26.771	13.100	124.2	11.994	26.237	90.1	1:44.555	85.64	5.555	17:18:15.379	
2-	21.899	120.0	26.284	13.014	123.3	12.054	26.368	90.4	1:39.619	89.88	0.619	17:19:54.998
3-	21.994	119.1	26.205	13.163	122.0	12.017	26.043	89.9	1:39.422 (3)	90.06	0.422	17:21:34.420
4-	21.839	118.7	26.439	13.131	122.2	12.022	26.029	89.8	1:39.460	90.03	0.460	17:23:13.880
5-	21.896	119.8	26.377	13.177	122.9	12.277	26.269	90.1	1:39.996	89.54	0.996	17:24:53.876
6-	21.726	120.9	26.167	13.090	123.1	11.934	26.083	90.5	1:39.000 (1)	90.44		17:26:32.876
7-	21.872	120.4	26.297	13.089	122.2	11.999	26.193	90.1	1:39.450	90.03	0.450	17:28:12.326
8-	21.845	119.8	26.159	13.041	123.1	11.849	26.268	90.5	1:39.162 (2)	90.30	0.162	17:29:51.488
9-	22.037	119.4	26.327	13.151	122.6	12.022	26.324	90.0	1:39.861	89.66	0.861	17:31:31.349
10-	21.954	120.2	26.187	13.189	122.2	12.348	26.804	89.8	1:40.482	89.11	1.482	17:33:11.831

MCRCB BULLETIN TK412

2024 Bennetts British Superbike Championship - Round 3

2024 Hoosier British Sidecar Championship

RACE 2 - SECTOR ANALYSIS



SECTOR 1 = FL to I1, SECTOR 2 = I1 to I2, SECTOR 3 = I2 to I3, SECTOR 4 = I3 to I4, SECTOR 5 = I4 to FL, DIFF = Difference To Personal Best Lap, P = Crossed Finish Line in Pit Lane, D = Time Disallowed

P9 111 GP		CABLE / RICHARDSON					LCR Yamaha - L&W Racing					
IDEAL LAP TIME : 1:39.800		BEST LAP TIME : 1:40.028					DIFFERENCE : 0.228					
LAP	SECTOR 1	SECTOR 2	SECTOR 3	SECTOR 4	SECTOR 5	LAP TIME	MPH	DIFF	TIME OF DAY			
1-	99.4	27.753	13.670	126.8	13.321	26.534	92.5	1:47.926	82.96	7.898	17:18:18.750	
2-	21.905	107.8	27.088	13.217	124.2	12.383	26.451	91.9	1:41.044	88.61	1.016	17:19:59.794
3-	21.740	111.2	27.146	13.090	124.9	12.298	26.194	91.6	1:40.468 (2)	89.12	0.440	17:21:40.262
4-	21.878	106.8	27.286	13.061	125.9	12.310	26.275	91.6	1:40.810	88.82	0.782	17:23:21.072
5-	21.940	103.8	27.376	13.033	124.9	12.270	26.224	92.0	1:40.843	88.79	0.815	17:25:01.915
6-	21.631	111.8	27.022	12.941	125.4	12.428	26.006	92.0	1:40.028 (1)	89.51		17:26:41.943
7-	21.838	109.4	26.990	12.985	125.2	12.595	26.104	92.0	1:40.512 (3)	89.08	0.484	17:28:22.455
8-	21.789	108.9	26.952	13.099	125.6	12.514	26.459	92.4	1:40.813	88.82	0.785	17:30:03.268
9-	21.852	111.2	27.192	13.101	124.9	12.396	26.200	92.1	1:40.741	88.88	0.713	17:31:44.009
10-	21.653	109.1	27.092	12.963	125.2	12.354	26.467	91.9	1:40.529	89.07	0.501	17:33:24.538

P10 17 CUP		CLARKE / ENSOR					LCR Honda - Centurion Packaging / Fineline Sealants / CYB Fit					
IDEAL LAP TIME : 1:39.597		BEST LAP TIME : 1:40.124					DIFFERENCE : 0.527					
LAP	SECTOR 1	SECTOR 2	SECTOR 3	SECTOR 4	SECTOR 5	LAP TIME	MPH	DIFF	TIME OF DAY			
1-	98.8	28.173	13.405	125.2	12.900	27.002	91.0	1:48.594	82.45	8.470	17:18:19.418	
2-	22.167	110.3	27.332	13.169	122.9	12.208	26.512	90.8	1:41.388	88.31	1.264	17:20:00.806
3-	21.892	109.4	27.675	13.224	122.6	12.200	26.355	91.1	1:41.346	88.35	1.222	17:21:42.152
4-	21.948	115.3	27.046	13.113	123.3	12.163	26.192	90.8	1:40.462	89.13	0.338	17:23:22.614
5-	22.018	112.2	27.271	13.052	124.0	12.399	26.283	91.3	1:41.023	88.63	0.899	17:25:03.637
6-	21.860	111.6	26.792	13.142	122.0	12.350	26.305	90.9	1:40.449 (3)	89.14	0.325	17:26:44.086
7-	21.725	111.8	26.890	13.096	122.6	12.420	26.359	90.9	1:40.490	89.10	0.366	17:28:24.576
8-	21.726	112.0	27.023	13.042	123.8	12.318	26.529	90.8	1:40.638	88.97	0.514	17:30:05.214
9-	21.709	112.4	26.746	13.035	123.5	12.229	26.405	91.0	1:40.124 (1)	89.43		17:31:45.338
10-	21.632	115.3	26.575	13.244	122.4	12.205	26.510	90.0	1:40.166 (2)	89.39	0.042	17:33:25.504

P11 26 CUP		ATKINSON / SMITH					Adolf RS Honda - Meccia/RAFMSA					
IDEAL LAP TIME : 1:39.849		BEST LAP TIME : 1:40.453					DIFFERENCE : 0.604					
LAP	SECTOR 1	SECTOR 2	SECTOR 3	SECTOR 4	SECTOR 5	LAP TIME	MPH	DIFF	TIME OF DAY			
1-	103.7	28.519	12.974	129.5	12.976	26.764	94.1	1:48.843	82.26	8.390	17:18:19.667	
2-	22.189	114.1	27.332	12.960	129.0	12.695	26.631	93.8	1:41.807	87.95	1.354	17:20:01.474
3-	21.795	115.9	27.334	13.156	125.9	12.493	26.272	93.7	1:41.050	88.61	0.597	17:21:42.524
4-	21.947	115.7	26.945	13.070	129.0	12.325	26.194	93.8	1:40.481 (2)	89.11	0.028	17:23:23.005
5-	21.944	113.9	27.170	13.080	129.8	12.357	26.545	93.7	1:41.096	88.57	0.643	17:25:04.101
6-	21.848	116.5	26.858	13.026	128.8	12.302	26.577	93.8	1:40.611 (3)	89.00	0.158	17:26:44.712
7-	21.799	115.9	26.785	13.099	129.0	12.268	26.502	93.8	1:40.453 (1)	89.14		17:28:25.165
8-	21.848	113.3	26.839	13.200	128.5	12.230	26.556	93.8	1:40.673	88.94	0.220	17:30:05.838
9-	21.899	115.5	26.682	13.376	127.3	12.218	26.565	93.5	1:40.740	88.88	0.287	17:31:46.578
10-	21.825	114.7	26.887	13.225	127.5	12.242	26.720	93.5	1:40.899	88.74	0.446	17:33:27.477

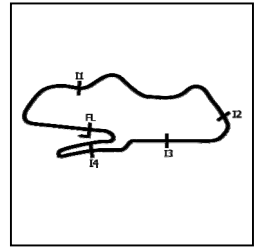
P12 8 CUP		M.BELL / COLBROOK					LCR Yamaha - Bell Marin Racing/HFF					
IDEAL LAP TIME : 1:41.309		BEST LAP TIME : 1:41.654					DIFFERENCE : 0.345					
LAP	SECTOR 1	SECTOR 2	SECTOR 3	SECTOR 4	SECTOR 5	LAP TIME	MPH	DIFF	TIME OF DAY			
1-	103.5	28.179	13.242	125.6	13.135	27.922	89.3	1:49.890	81.48	8.236	17:18:20.714	
2-	22.348	116.9	26.991	13.206	123.5	12.651	26.934	90.3	1:42.130	87.67	0.476	17:20:02.844
3-	22.126	109.2	27.080	13.187	122.6	12.484	26.777	89.3	1:41.654 (1)	88.08		17:21:44.498
4-	22.239	110.3	27.266	13.168	122.9	12.524	26.802	90.0	1:41.999	87.78	0.345	17:23:26.497
5-	22.159	112.2	27.214	13.077	123.3	12.650	26.916	88.6	1:42.016	87.77	0.362	17:25:08.513
6-	22.126	114.7	27.031	13.127	122.4	12.886	26.637	90.5	1:41.807	87.95	0.153	17:26:50.320
7-	22.160	111.4	27.215	13.071	122.4	12.668	26.679	90.0	1:41.793 (3)	87.96	0.139	17:28:32.113
8-	22.210	111.1	27.169	13.147	122.4	12.698	27.155	90.5	1:42.379	87.46	0.725	17:30:14.492
9-	22.138	105.5	27.172	13.187	122.2	12.685	27.295	88.8	1:42.477	87.38	0.823	17:31:56.969
10-	22.298	109.8	27.015	13.244	122.2	12.505	26.723	90.0	1:41.785 (2)	87.97	0.131	17:33:38.754

MCRCB BULLETIN TK412

2024 Bennetts British Superbike Championship - Round 3

2024 Hoosier British Sidecar Championship

RACE 2 - SECTOR ANALYSIS



SECTOR 1 = FL to I1, SECTOR 2 = I1 to I2, SECTOR 3 = I2 to I3, SECTOR 4 = I3 to I4, SECTOR 5 = I4 to FL, DIFF = Difference To Personal Best Lap, P = Crossed Finish Line in Pit Lane, D = Time Disallowed

P13		4 CUP		PEACH / EDWARDS		LCR Yamaha - Life Safety Motorsport						
IDEAL LAP TIME : 1:42.282		BEST LAP TIME : 1:42.643		DIFFERENCE : 0.361								
LAP	SECTOR 1	SECTOR 2	SECTOR 3	SECTOR 4	SECTOR 5	LAP TIME	MPH	DIFF	TIME OF DAY			
1-		105.6	28.667	13.674	122.4	12.422	27.406	89.0	1:50.049	81.36	7.406	17:18:20.873
2-	22.547	110.1	27.680	13.464	120.4	12.280	26.672	88.7	1:42.643 (1)	87.23		17:20:03.516
3-	22.537	109.2	27.635	13.560	118.3	12.291	26.832	88.0	1:42.855 (2)	87.05	0.212	17:21:46.371
4-	22.730	108.2	27.735	13.595	118.3	12.290	27.127	87.3	1:43.477	86.53	0.834	17:23:29.848
5-	22.648	110.3	27.817	13.653	118.9	12.660	26.805	88.5	1:43.583	86.44	0.940	17:25:13.431
6-	22.640	110.0	27.639	13.550	118.5	12.669	27.276	88.7	1:43.774	86.28	1.131	17:26:57.205
7-	22.541	112.9	27.691	13.705	118.1	12.551	27.177	89.4	1:43.665	86.37	1.022	17:28:40.870
8-	22.541	112.7	27.645	13.519	119.4	12.825	27.246	89.0	1:43.776	86.28	1.133	17:30:24.646
9-	22.562	112.0	27.488	13.667	118.5	12.597	27.053	88.8	1:43.367 (3)	86.62	0.724	17:32:08.013
10-	22.378	112.9	27.535	13.779	118.7	12.548	27.256	87.9	1:43.496	86.51	0.853	17:33:51.509

P14		76 F2		PEARSON / RESTALL		LCR Suzuki - Direct Commercials/ABS Racing						
IDEAL LAP TIME : 1:46.375		BEST LAP TIME : 1:46.840		DIFFERENCE : 0.465								
LAP	SECTOR 1	SECTOR 2	SECTOR 3	SECTOR 4	SECTOR 5	LAP TIME	MPH	DIFF	TIME OF DAY			
1-		99.1	29.035	13.705	124.0	13.503	28.892	90.5	1:53.702	78.75	6.862	17:18:24.526
2-	23.131	97.6	28.513	13.712	122.2	13.691	28.891	90.5	1:47.938	82.95	1.098	17:20:12.464
3-	23.253	96.6	28.728	13.736	121.1	13.558	28.588	90.3	1:47.863	83.01	1.023	17:22:00.327
4-	23.116	99.2	28.524	13.538	122.2	13.579	28.377	90.5	1:47.134	83.58	0.294	17:23:47.461
5-	22.893	101.0	28.437	13.572	122.2	13.600	28.338	90.9	1:46.840 (1)	83.81		17:25:34.301
6-	22.906	97.5	28.810	13.534	121.5	13.560	28.476	91.0	1:47.286	83.46	0.446	17:27:21.587
7-	22.869	101.6	28.413	13.692	121.3	13.550	28.452	90.6	1:46.976 (3)	83.70	0.136	17:29:08.563
8-	22.782	99.4	28.608	13.645	121.5	13.549	28.366	90.9	1:46.950 (2)	83.72	0.110	17:30:55.513
9-	22.817	98.8	28.642	13.757	121.5	13.308	28.622	91.1	1:47.146	83.57	0.306	17:32:42.659

P15		38 CUP		MOSS / HOPE		LCR Yamaha - LifeSafety Motorsport - CMR						
IDEAL LAP TIME : 1:46.971		BEST LAP TIME : 1:47.847		DIFFERENCE : 0.876								
LAP	SECTOR 1	SECTOR 2	SECTOR 3	SECTOR 4	SECTOR 5	LAP TIME	MPH	DIFF	TIME OF DAY			
1-		90.5	29.600	14.368	114.9	13.069	28.524	83.9	1:54.686	78.07	6.839	17:18:25.510
2-	23.303	108.2	28.722	13.754	114.7	13.224	28.844	83.0	1:47.847 (1)	83.02		17:20:13.357
3-	23.408	108.2	28.483	13.995	113.7	13.304	28.713	83.1	1:47.903 (2)	82.98	0.056	17:22:01.260
4-	23.406	103.7	28.818	13.900	114.3	13.151	28.778	83.0	1:48.053	82.87	0.206	17:23:49.313
5-	23.522	101.6	28.569	14.047	113.9	13.543	28.362	83.2	1:48.043 (3)	82.87	0.196	17:25:37.356
6-	23.739	100.7	29.194	14.309	112.5	13.502	28.834	81.4	1:49.578	81.71	1.731	17:27:26.934
7-	23.680	101.6	28.949	13.958	113.9	13.350	29.080	83.0	1:49.017	82.13	1.170	17:29:15.951
8-	23.469	99.8	29.136	14.190	113.1	13.428	29.875	84.2	1:50.098	81.33	2.251	17:31:06.049
9-	23.772	103.4	28.913	14.310	112.5	13.151	29.163	84.2	1:49.309	81.91	1.462	17:32:55.358

P16		89 CUP		HAUXWELL / HAUXWELL		Adolf RS Yamaha - Haz Beanz / CJK Racing						
IDEAL LAP TIME : 1:49.325		BEST LAP TIME : 1:49.451		DIFFERENCE : 0.126								
LAP	SECTOR 1	SECTOR 2	SECTOR 3	SECTOR 4	SECTOR 5	LAP TIME	MPH	DIFF	TIME OF DAY			
1-		91.4	29.734	14.549	111.2	14.131	28.495	87.3	1:55.879	77.27	6.428	17:18:26.703
2-	23.382	93.0	29.860	14.340	114.7	13.509	28.360	87.0	1:49.451 (1)	81.81		17:20:16.154

MCRCB BULLETIN TK413

2024 Bennetts British Superbike Championship - Round 3

2024 Hoosier British Sidecar Championship

RACE 2 - BEST SECTORS

POS	SECTOR 1		SECTOR 2		SECTOR 3		SECTOR 4		SECTOR 5		IDEAL / BEST COMPARISON										
	NO	TIME	NO	TIME	NO	TIME	NO	TIME	NO	TIME	POS	NO	NAME	IDEAL	BEST	DIFF					
														PERFECT LAP	1:35.322						
1	34	CHR	20.899	29	KER	25.295	95	BLA	12.512	34	CHR	11.359	34	CHR	25.257	1	34	CHRISTIE / CHRISTIE	1:35.569	1:36.001	0.432
2	95	BLA	21.052	84	LAI	25.350	34	CHR	12.614	29	KER	11.465	29	KER	25.278	2	95	BLACKSTOCK / ROSNEY	1:35.791	1:36.199	0.408
3	29	KER	21.113	95	BLA	25.391	93	G.H	12.632	95	BLA	11.469	95	BLA	25.367	3	29	KERSHAW / CHARLWOOD	1:35.825	1:36.298	0.473
4	93	G.H	21.187	34	CHR	25.440	29	KER	12.674	93	G.H	11.632	84	LAI	25.610	4	93	G.HOLDEN / LAWRENCE	1:36.697	1:37.008	0.311
5	84	LAI	21.283	93	G.H	25.598	84	LAI	12.708	5	BIG	11.746	93	G.H	25.648	5	84	LAILOW / LAIDLOW	1:36.789	1:37.285	0.496
6	5	BIG	21.427	27	KIR	26.159	18	P.B	12.839	18	P.B	11.837	5	BIG	25.677	6	5	BIGGS / SEGERS	1:37.958	1:38.319	0.361
7	18	P.B	21.624	5	BIG	26.174	5	BIG	12.934	84	LAI	11.838	18	P.B	25.932	7	18	P.BELL / HYDE	1:38.577	1:38.931	0.354
8	111	CAB	21.631	18	P.B	26.345	111	CAB	12.941	27	KIR	11.849	111	CAB	26.006	8	27	KIRBY / KIRBY	1:38.777	1:39.000	0.223
9	17	CLA	21.632	17	CLA	26.575	26	ATK	12.960	17	CLA	12.163	27	KIR	26.029	9	17	CLARKE / ENSOR	1:39.597	1:40.124	0.527
10	27	KIR	21.726	26	ATK	26.682	27	KIR	13.014	26	ATK	12.218	17	CLA	26.192	10	111	CABLE / RICHARDSON	1:39.800	1:40.028	0.228
11	26	ATK	21.795	111	CAB	26.952	17	CLA	13.035	111	CAB	12.270	26	ATK	26.194	11	26	ATKINSON / SMITH	1:39.849	1:40.453	0.604
12	8	M.B	22.126	8	M.B	26.991	8	M.B	13.071	4	PEA	12.280	8	M.B	26.637	12	8	M.BELL / COLBROOK	1:41.309	1:41.654	0.345
13	4	PEA	22.378	4	PEA	27.488	4	PEA	13.464	8	M.B	12.484	4	PEA	26.672	13	4	PEACH / EDWARDS	1:42.282	1:42.643	0.361
14	76	PEA	22.782	76	PEA	28.413	76	PEA	13.534	38	MOS	13.069	76	PEA	28.338	14	76	PEARSON / RESTALL	1:46.375	1:46.840	0.465
15	38	MOS	23.303	38	MOS	28.483	38	MOS	13.754	76	PEA	13.308	89	HAU	28.360	15	38	MOSS / HOPE	1:46.971	1:47.847	0.876
16	89	HAU	23.382	89	HAU	29.734	89	HAU	14.340	89	HAU	13.509	38	MOS	28.362	16	89	HAUXWELL / HAUXWELL	1:49.325	1:49.451	0.126
17																					
18																					

MCRCB BULLETIN TK414**2024 Bennetts British Superbike Championship - Round 3****2024 Hoosier British Sidecar Championship****RACE 2 - BEST SPEEDS**

POS	INTERMEDIATE 1		INTERMEDIATE 2		INTERMEDIATE 3		INTERMEDIATE 4		FINISH LINE	
	NO	NAME MPH	NO	NAME MPH	NO	NAME MPH	NO	NAME MPH	NO	NAME MPH
1	93	G.HOLDEN / LAWRENCE 127.8			34	CHRISTIE / CHRISTIE 131.8			93	G.HOLDEN / LAWRENCE 95.5
2	84	LAIDLLOW / LAIDLLOW 123.5			95	BLACKSTOCK / ROSNEY 130.5			34	CHRISTIE / CHRISTIE 95.4
3	34	CHRISTIE / CHRISTIE 123.1			93	G.HOLDEN / LAWRENCE 129.8			29	KERSHAW / CHARLWOOD 94.9
4	29	KERSHAW / CHARLWOOD 122.6			26	ATKINSON / SMITH 129.8			95	BLACKSTOCK / ROSNEY 94.5
5	5	BIGGS / SEGERS 122.6			29	KERSHAW / CHARLWOOD 128.8			5	BIGGS / SEGERS 94.3
6	95	BLACKSTOCK / ROSNEY 121.5			84	LAIDLLOW / LAIDLLOW 128.8			26	ATKINSON / SMITH 94.1
7	27	KIRBY / KIRBY 120.9			5	BIGGS / SEGERS 127.0			84	LAIDLLOW / LAIDLLOW 93.4
8	18	P.BELL / HYDE 117.3			111	CABLE / RICHARDSON 126.8			111	CABLE / RICHARDSON 92.5
9	8	M.BELL / COLBROOK 116.9			18	P.BELL / HYDE 126.1			18	P.BELL / HYDE 91.8
10	26	ATKINSON / SMITH 116.5			8	M.BELL / COLBROOK 125.6			17	CLARKE / ENSOR 91.3
11	17	CLARKE / ENSOR 115.3			17	CLARKE / ENSOR 125.2			76	PEARSON / RESTALL 91.1
12	4	PEACH / EDWARDS 112.9			27	KIRBY / KIRBY 124.2			27	KIRBY / KIRBY 90.5
13	111	CABLE / RICHARDSON 111.8			76	PEARSON / RESTALL 124.0			8	M.BELL / COLBROOK 90.5
14	38	MOSS / HOPE 108.2			4	PEACH / EDWARDS 122.4			4	PEACH / EDWARDS 89.4
15	76	PEARSON / RESTALL 101.6			38	MOSS / HOPE 114.9			89	HAUXWELL / HAUXWELL 87.3
16	89	HAUXWELL / HAUXWELL 93.0			89	HAUXWELL / HAUXWELL 114.7			38	MOSS / HOPE 84.2
17										
18										

MCRCB BULLETIN TK415

2024 Bennetts British Superbike Championship - Round 3

2024 Hoosier British Sidecar Championship

RACE 2 - STATISTICS

Competitors Started	16
Planned Start	2024-05-19 @ 17:05:00.000
Actual Start	2024-05-19 @ 17:16:30.823
Finish Time	2024-05-19 @ 17:32:39.504
Track Length	2.4873mi.
Total Laps	150
Total Distance Covered	373.1023mi.

Session Fastest Lap History

NO	CL	NAME	LAP TIME	TIME OF DAY	LAP	VEHICLE
29	GP	KERSHAW / CHARLWOOD	1:36.450	17:19:47.551	2	LCR Yamaha
34	GP	CHRISTIE / CHRISTIE	1:36.294	17:21:24.909	3	LCR Yamaha
95	GP	BLACKSTOCK / ROSNEY	1:36.199	17:23:00.674	4	LCR Yamaha
34	GP	CHRISTIE / CHRISTIE	1:36.001	17:23:00.910	4	LCR Yamaha

Session Leader History

NO	CL	NAME	FROM LAP	LAPS LED	DISTANCE	VEHICLE
29	GP	KERSHAW / CHARLWOOD	1	9	22.34 miles	LCR Yamaha
95	GP	BLACKSTOCK / ROSNEY	10	1	2.48 miles	LCR Yamaha

Flag History

TYPE	TIME OF DAY
GREEN	17:16:30.823
FINISH	17:32:39.504

Flag Statistics

TYPE	COUNT	TOTAL LAPS	TOTAL TIME
Green	1	10	19:32.351
Red	0	0	0.000
Safety Car	0	0	0.000
FCY	0	0	0.000

MCRCB BULLETIN TK415

2024 Bennetts British Superbike Championship - Round 3

2024 Hoosier British Sidecar Championship

RACE 2 - STATISTICS

CLASS : CUP

9 Starters

Fastest Lap History

NO	NAME	LAP TIME	TIME OF DAY	LAP	VEHICLE
84	LAIDLAW / LAIDLAW	1:37.755	17:19:50.443	2	LCR Yamaha
84	LAIDLAW / LAIDLAW	1:37.571	17:21:28.014	3	LCR Yamaha
84	LAIDLAW / LAIDLAW	1:37.285	17:23:05.299	4	LCR Yamaha

Leader History

NO	NAME	FROM LAP	LAPS LED	DISTANCE	VEHICLE
84	LAIDLAW / LAIDLAW	1	10	24.83 miles	LCR Yamaha

MCRCB BULLETIN TK415

2024 Bennetts British Superbike Championship - Round 3

2024 Hoosier British Sidecar Championship

RACE 2 - STATISTICS

CLASS : F2

1 Starters

Fastest Lap History

NO	NAME	LAP TIME	TIME OF DAY	LAP	VEHICLE
76	PEARSON / RESTALL	1:47.938	17:20:12.464	2	LCR Suzuki
76	PEARSON / RESTALL	1:47.863	17:22:00.327	3	LCR Suzuki
76	PEARSON / RESTALL	1:47.134	17:23:47.461	4	LCR Suzuki
76	PEARSON / RESTALL	1:46.840	17:25:34.301	5	LCR Suzuki

Leader History

NO	NAME	FROM LAP	LAPS LED	DISTANCE	VEHICLE
76	PEARSON / RESTALL	1	9	22.34 miles	LCR Suzuki

MCRCB BULLETIN TK415

2024 Bennetts British Superbike Championship - Round 3

2024 Hoosier British Sidecar Championship

RACE 2 - STATISTICS

CLASS : GP

6 Starters

Fastest Lap History

NO	NAME	LAP TIME	TIME OF DAY	LAP	VEHICLE
29	KERSHAW / CHARLWOOD	1:36.450	17:19:47.551	2	LCR Yamaha
34	CHRISTIE / CHRISTIE	1:36.294	17:21:24.909	3	LCR Yamaha
95	BLACKSTOCK / ROSNEY	1:36.199	17:23:00.674	4	LCR Yamaha
34	CHRISTIE / CHRISTIE	1:36.001	17:23:00.910	4	LCR Yamaha

Leader History

NO	NAME	FROM LAP	LAPS LED	DISTANCE	VEHICLE
29	KERSHAW / CHARLWOOD	1	9	22.34 miles	LCR Yamaha
95	BLACKSTOCK / ROSNEY	10	1	2.48 miles	LCR Yamaha

MCRCB BULLETIN TK416

2024 Bennetts British Superbike Championship - Round 3

2024 Hoosier British Sidecar Championship

RACE 2 - SESSION NOTES

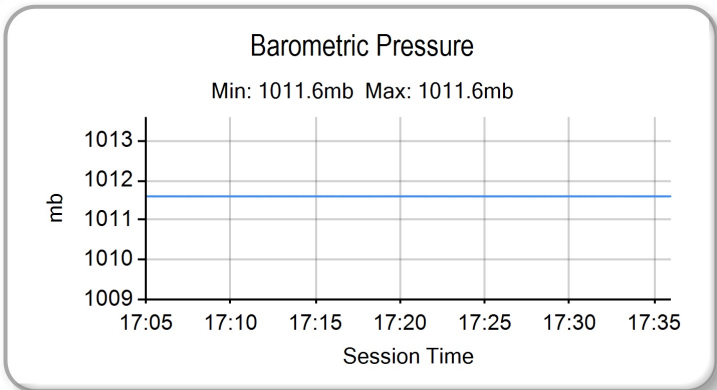
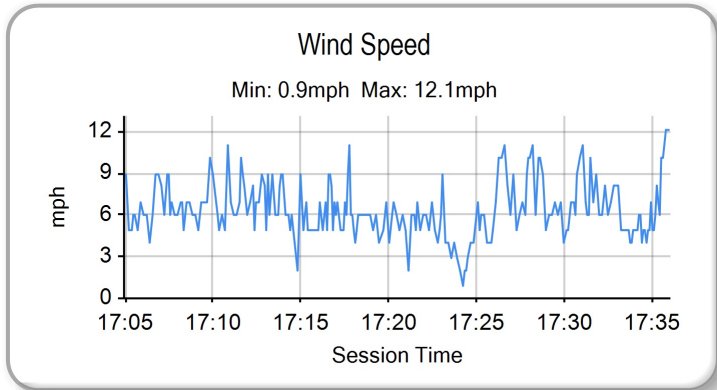
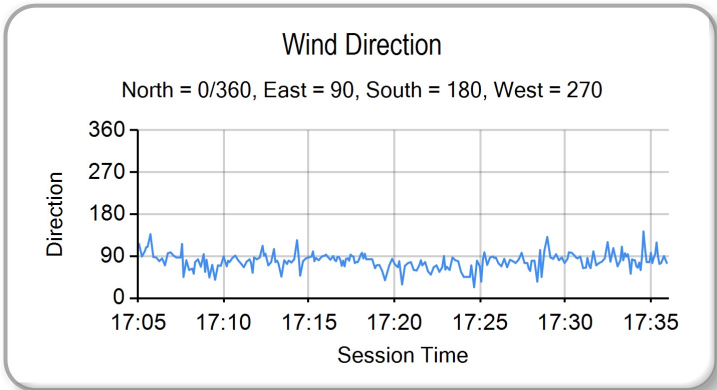
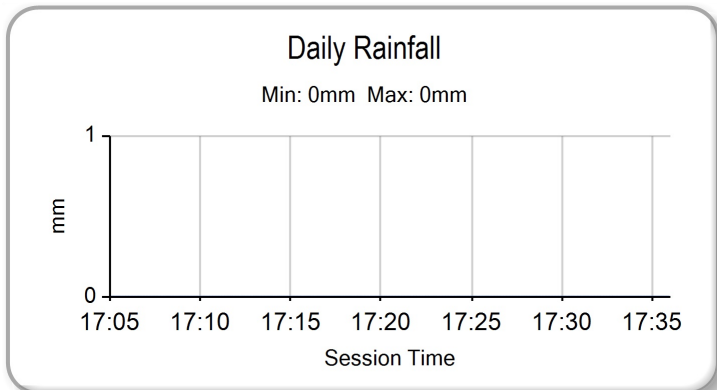
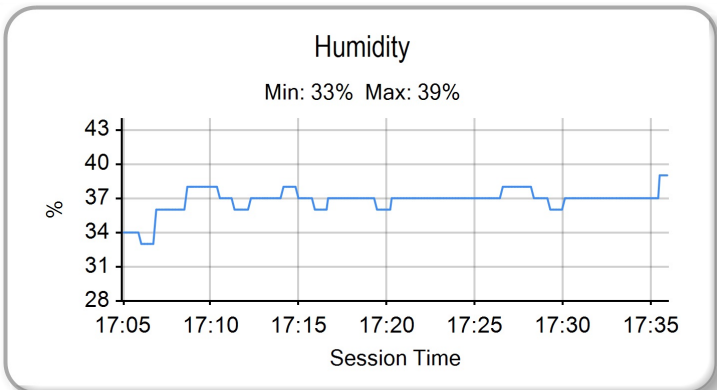
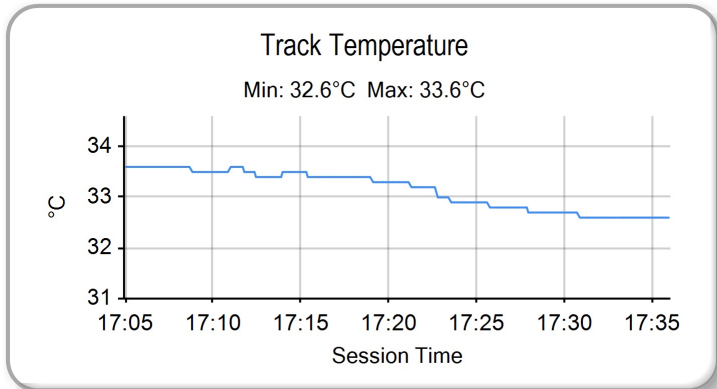
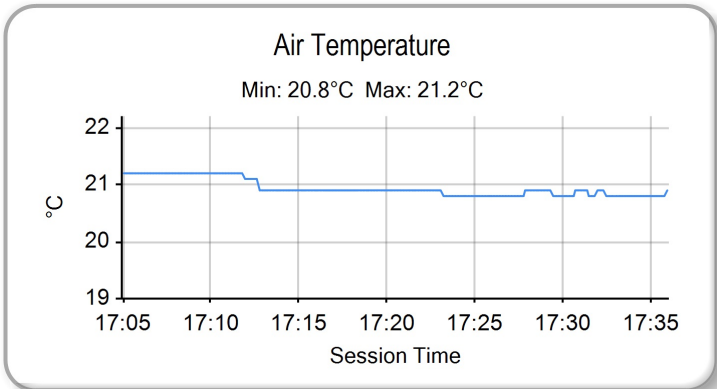
TIME	MESSAGE
17:06:57	PITLANE OPEN
17:11:08	PITLANE CLOSED
17:11:14	3 MINUTES TO WARM UP LAP
17:13:03	1 MINUTE TO WARM UP LAP
17:13:33	30 SECONDS TO WARM UP LAP
17:13:55	GREEN FLAG - WARM UP LAP
17:15:53	RACE START
17:16:57	NO JUMP STARTS
17:17:28	NO.77 STOPPED TECHNICAL PROBLEM - HOLLYWOOD
17:21:27	NO.89 STOPPED TECHNICAL PROBLEM - OLD HAIRPIN
17:26:17	TWO THIRDS DISTANCE COMPLETED

MCRCB BULLETIN TK417

2024 Bennetts British Superbike Championship - Round 3

2024 Hoosier British Sidecar Championship

RACE 2 - WEATHER CONDITIONS



2024 British Sidecar Championship
 OVERALL RIDERS CHAMPIONSHIP CLASSIFICATION - AMENDED



		TOTAL	GAP	DIFF	Races														Wins	Seconds	Thirds
					1 13th / 14th April Pembrey	2	3	4 17th - 19th May Donington Park GP	5	6 14th - 16th June Knockhill	7	8 5th - 7th July Snetterton 300	9	10 3rd / 4th August Cadwell Park	11	12	13 11th - 13th October Brands Hatch GP	14			
1	S. LAIDLLOW / J. LAIDLLOW (LCR Yamaha)	103			22	20	25	18	18										1	1	1
2	BLACKSTOCK / ROSNEY (LCR Yamaha)	95	8		25	25		20	25										3	0	1
3	G. HOLDEN / LAWRENCE (LCR Kawasaki)	82	21	13	20	18	12	16	16										0	0	1
4	BIGGS / SEGERS (LCR Yamaha)	72	31	10	18	12	20	8	14										0	0	1
5	P. KIRBY / T. KIRBY (Adolf RS Yamaha)	70	33	2	16	10	22	12	10										0	1	0
6	CLARKE / ENSOR (LCR Honda)	50	53	20	10	8	16	10	6										0	0	0
7	R. STEVENS / W. STEVENS (Ryde Yamaha)	48	55	2	14	16	18												0	0	0
8	S.CHRISTIE / T.CHRISTIE (LCR Yamaha)	47	56	1				25	22										1	1	0
9	KERSHAW / CHARLWOOD (LCR Yamaha)	42	61	5				22	20										0	1	1
10	WILLIAMS / PITT (LCR Yamaha)	42	61	0	6	22	14												0	1	0
11	J. HOLDEN / GORDON (LCR Yamaha)	34	69	8	12	14	8												0	0	0
12	P.BELL / HYDE (LCR Yamaha)	26	77	8				14	12										0	0	0
13	ATKINSON / SMITH (Adolf RS Honda)	25	78	1	2	6	6	6	5										0	0	0
14	R. CROWE / C. CROWE (LCR Honda)	18	85	7	8		10												0	0	0
15	CABLE / RICHARDSON (LCR Yamaha)	12	91	6				4	8										0	0	0
16	PEACH / EDWARDS (LCR Yamaha)	10	93	2	4			3	3										0	0	0
17	M.BELL / COLBROOK (LCR Yamaha)	9	94	1				5	4										0	0	0
18	A. FOUNDS / GIBBONS (LCR Yamaha)	8	95	1	3	5													0	0	0
19	PEARSON / RESTALL (LCR Suzuki)	8	95	0		4		2	2										0	0	0
20	NICOL / CONIL (LCR Yamaha)	5	98	3	5														0	0	0
21	MOSS / HOPE (LCR Yamaha)	2	101	3	1				1										0	0	0
22	C.HAUZWELL / K.HAUZWELL (Adolf RS Yamaha)	1	102	1					1										0	0	0

2024 British Sidecar Championship
GP RIDERS CHAMPIONSHIP CLASSIFICATION



		TOTAL	GAP	DIFF															Wins	Seconds	Thirds
					1	2	3	4	5	6	7	8	9	10	11	12	13	14			
					13th / 14th April Pembrey			17th - 19th May Donington Park GP		14th - 16th June Knockhill		5th - 7th July Snetterton 300		3rd / 4th August Cadwell Park		11th - 13th October Brands Hatch GP					
1	G. HOLDEN / LAWRENCE	98			22	20	20	18	18									0	1	2	
2	BLACKSTOCK / ROSNEY	95	3		25	25		20	25									3	0	1	
3	BIGGS / SEGERS	93	5	2	20	16	25	16	16									1	0	1	
4	WILLIAMS / PITT	60	38	33	16	22	22											0	2	0	
5	J. HOLDEN / GORDON	54	44	6	18	18	18											0	0	0	
6	CHRISTIE / CHRISTIE	47	51	7				25	22									1	1	0	
7	KERSHAW / CHARLWOOD	42	56	5				22	20									0	1	1	
8	CABLE / RICHARDSON	28	70	14				14	14									0	0	0	

2024 British Sidecar Championship
CUP RIDERS CHAMPIONSHIP CLASSIFICATION



		TOTAL	GAP	DIFF	13th / 14th April Pembrey			17th - 19th May Donington Park GP		14th - 16th June Knockhill		5th - 7th July Snetterton 300		3rd / 4th August Cadwell Park			11th - 13th October Brands Hatch GP		Wins	Seconds	Thirds
					1	2	3	4	5	6	7	8	9	10	11	12	13	14			
1	S. LAIDLLOW / J. LAIDLLOW	125			25	25	25	25	25										5	0	0
2	P. KIRBY / T. KIRBY	104	21		22	20	22	20	20										0	2	3
3	CLARKE / ENSOR	90	35	14	18	18	18	18	18										0	0	0
4	ATKINSON / SMITH	76	49	14	12	16	16	16	16										0	0	0
5	R. STEVENS / W. STEVENS	62	63	14	20	22	20												0	1	2
6	P.BELL / HYDE	44	81	18				22	22										0	2	0
7	PEACH / EDWARDS	38	87	6	14			12	12										0	0	0
8	M.BELL / COLBROOK	28	97	10				14	14										0	0	0
9	MOSS / HOPE	20	105	8	10			10											0	0	0
10	NICOL / CONIL	16	109	4	16														0	0	0
11	HAUXWELL / HAUXWELL	10	115	6				10											0	0	0

2024 British Sidecar Championship
 F2 RIDERS CHAMPIONSHIP CLASSIFICATION



	TOTAL	GAP	DIFF	13th / 14th April Pembrey			17th - 19th May Donington Park GP		14th - 16th June Knockhill		5th - 7th July Snetterton 300		3rd / 4th August Cadwell Park		11th - 13th October Brands Hatch GP		Wins	Seconds	Thirds
				1	2	3	4	5	6	7	8	9	10	11	12	13			
1	PEARSON / RESTALL	92					20	22	25	25							2	1	1
2	R. CROWE / C. CROWE	50	42				25	25									2	0	0
3	A. FOUNDS / GIBBONS	47	45	3			22	25									1	1	0