



MARIN BRITISH SIDECAR CHAMPIONSHIP



BMCRC-MRO Championships – Round 3
Donington Park GP
9th / 10th May 2026



SPORTS TIMING

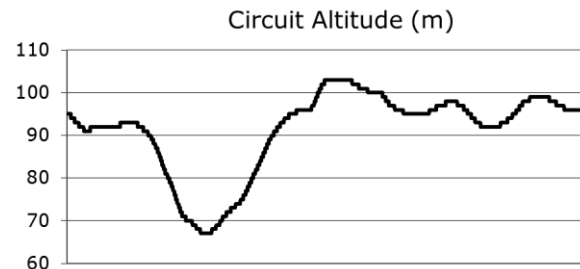
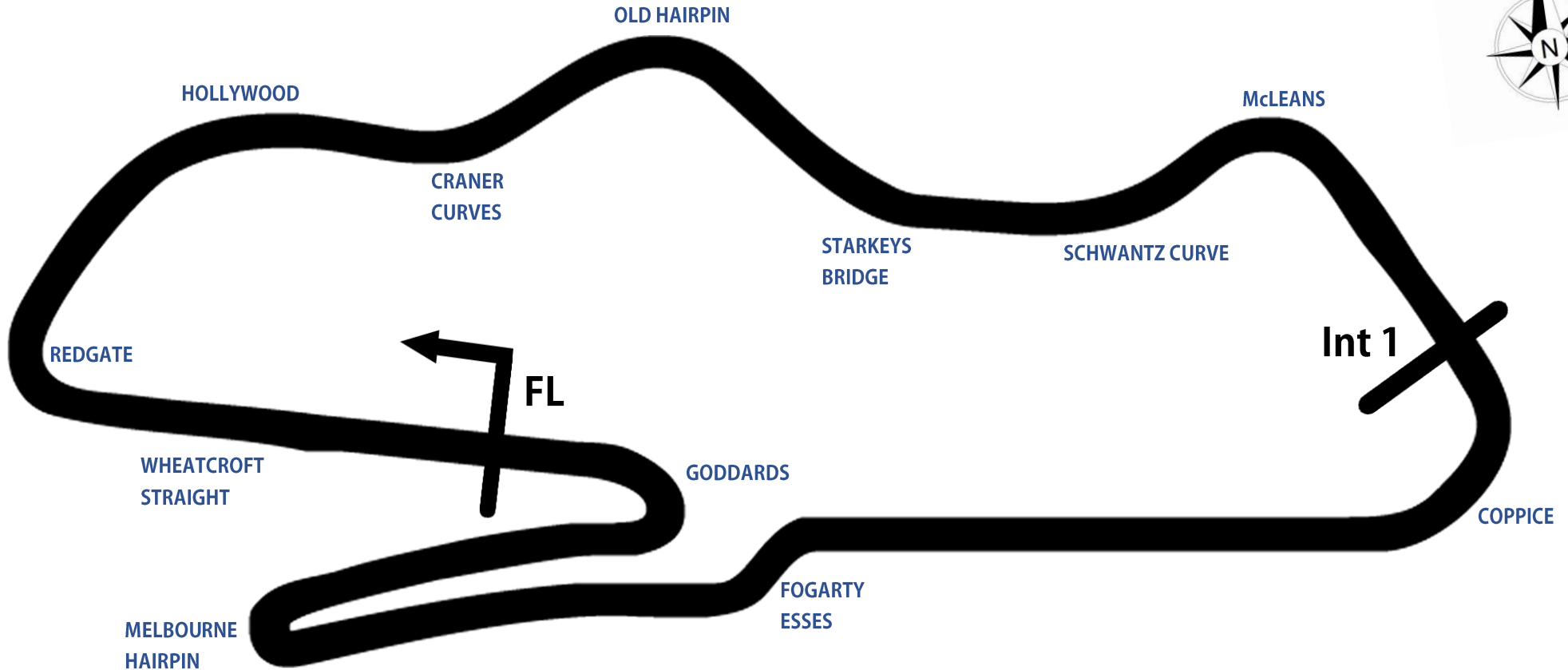
TIMING SOLUTIONS LTD

Timing & Results Provided by Timing Solutions Ltd

www.tsl-timing.com

Donington Park GP Circuit

Castle Donington, Derby, UK



Length	2.4873 miles 4.003 km 4003m		
FL	Start @ 60m	52.82971 N	1.37867 W
Int 1	2096m	52.82978 N	1.36508 W
Pit Entry	3976m	52.82951 N	1.37832 W
Pit Exit	229m after FL	52.82996 N	1.38205 W
Pit Entry - Pit Exit	256m, 18.4s @ 50kph, 15.3s @ 60kph		

BMCRC - MRO Championships - Rnd 3 @ Donington Park GP

Marin British Sidecar Championship

FREE PRACTICE - CLASSIFICATION



POS	NO	CL	PIC	NAME	NAT	ENTRY	TIME	ON	LAPS	GAP	DIFF	MPH
1	29	GP	1	S.KERSHAW / R.GIBBONS	GBR	LCR Triumph - Express Tyre Service	1:39.354	6	6			90.12
2	5	GP	2	R.BIGGS / F.SEGERS	GBR	LCR Yamaha - Express Tyre Service / Santander Salt	1:39.963	6	6	0.609	0.609	89.57
3	1	GP	3	L.BLACKSTOCK / O.LAWRENCE	GBR	LCR Yamaha - DHR / DAO Racing	1:39.984	1	1	0.630	0.021	89.55
4	18	CUP	1	P.BELL / P.HYDE	GBR	LCR Yamaha - Bell Racing	1:40.738	5	6	1.384	0.754	88.88
5	33	CUP	2	S.HEGARTY / J.KNAPTON	GBR	RYDE Suzuki - Sean Hegarty Ltd / Express Tyres	1:41.659	5	6	2.305	0.921	88.08
6	16	GP	4	B.BIRCHALL / M.WILKES	GBR	RYDE Honda - Birchall 16 Ltd	1:42.756	5	5	3.402	1.097	87.14
7	74	CUP	3	P.FARRANCE / C.PARKIN	GBR	LCR Yamaha - DKY KCP R&M Motorsport	1:43.624	6	6	4.270	0.868	86.41
8	4	CUP	4	A.PEACH / J.HOPE	GBR	LCR Triumph - LifeSafety Motorsport	1:44.294	6	6	4.940	0.670	85.85
9	26	CUP	5	R.ATKINSON / S.COLBROOK	GBR	ARS Yamaha - RAF Sidecar Team Powered By Mecsia	1:44.660	5	5	5.306	0.366	85.55
10	96	F2	1	J.SAUNDERS / R.COPPOCK	GBR	LCR Yamaha - Manor Park Classics	1:45.049	5	5	5.695	0.389	85.24
11	99	F2	2	S.RAMSDEN / M.RAMSDEN	GBR	LCR Honda - Ramsden Racing	1:45.456	5	5	6.102	0.407	84.91
12	9	F2	3	D.GIBSON / S.STOKOE	GBR	CES KTM - Gibson Racing	1:45.745	5	5	6.391	0.289	84.67
13	60	CUP	6	B.HOLLAND / W.STEVENS	GBR	RYDE Yamaha - Assured Office Solutions WPS	1:46.779	3	4	7.425	1.034	83.85
14	13	F2	4	M.HEGARTY / A.LUDLOW	GBR	BAKER Suzuki - Hegarty Racing	1:47.043	5	5	7.689	0.264	83.65
15	2	CUP	7	J.HOLDEN / P.KNAPTON	GBR	RYDE Triumph - SSD Stainless Steel Designs	1:47.303	3	5	7.949	0.260	83.45
16	72	F2	5	P.FOUNDS / J.WALMSLEY	GBR	LCF Honda - Team Founds Racing 72	1:48.032	3	5	8.678	0.729	82.88
17	7	CUP	8	B.GRAY / F.MULDOON	GBR	LCR Yamaha - Brian Gray PowerBiking	1:48.848	3	4	9.494	0.816	82.26
18	11	WC	1	S.GILBERT / J.JAMES	GBR	RYDE Yamaha - G Force Racing	1:49.192	2	2	9.838	0.344	82.00
19	15	F2	6	S.BAINBOROUGH / D.RUDLAND	IMN	BAKER Suzuki -	1:49.249	5	5	9.895	0.057	81.96
20	42	F2	7	C.CURRIE / J.SHARP	GBR	LCR Honda - Sharp Solutions	1:49.461	4	4	10.107	0.212	81.80
21	14	CUP	9	E.WAKEY / B.HUGHES	GBR	RYDE Yamaha - Assured Office Solutions	1:49.752	3	4	10.398	0.291	81.58
22	38	CUP	10	C.MOSS / K.HAUZWELL	GBR	LCR Triumph - LifeSafety Motorsport/CMR/The Hoistpit	1:50.003	5	5	10.649	0.251	81.40
23	3	F2	8	R.CROWE / C.CROWE	IMN	LCR Honda - OPUL / Kel Properties			1			

Weather / Track : Bright / Dry

These results are provisional until the conclusion of any judicial and technical matters.

Date: 09/05/2026 Start: 10:57 Finish: 11:07
Donington Park GP: 2.4873 miles

Clerk Of Course: Den Grant / Caroline Dapre

Timekeeper: Richard Evans



Results can be found at www.tsl-timing.com

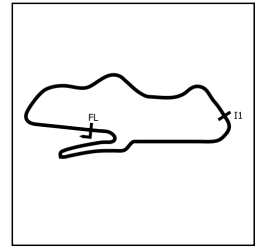
Printed - 11:11 Saturday, 09 May 2026



BMCRC - MRO Championships - Rnd 3 @ Donington Park GP

Marin British Sidecar Championship

FREE PRACTICE - SECTOR ANALYSIS



SECTOR 1 = FL to I1, SECTOR 2 = I1 to FL, DIFF = Difference To Personal Best Lap, P = Crossed Finish Line in Pit Lane, D = Time Disallowed

P1		29 GP		S.KERSHAW / R.GIBBONS		LCR Triumph - Express Tyre Service	
IDEAL LAP TIME : 1:39.263		BEST LAP TIME : 1:39.354		DIFFERENCE : 0.091			
LAP	SECTOR 1	SECTOR 2	LAP TIME	MPH	DIFF	TIME OF DAY	
1 -	54.337	54.144	1:48.481	82.54	9.127	11:00:32.821	
2 -	50.360	52.361	1:42.721	87.17	3.367	11:02:15.542	
3 -	48.966	51.563	1:40.529	89.07	1.175	11:03:56.071	
4 -	48.521	51.298	1:39.819 (3)	89.70	0.465	11:05:35.890	
5 -	48.501	51.207	1:39.708 (2)	89.80	0.354	11:07:15.598	
6 -	48.056	51.298	1:39.354 (1)	90.12		11:08:54.952	

P2		5 GP		R.BIGGS / F.SEGERS		LCR Yamaha - Express Tyre Service / Santander Salt	
IDEAL LAP TIME : 1:39.633		BEST LAP TIME : 1:39.963		DIFFERENCE : 0.330			
LAP	SECTOR 1	SECTOR 2	LAP TIME	MPH	DIFF	TIME OF DAY	
1 -	51.671	52.586	1:44.257	85.88	4.294	11:00:20.106	
2 -	49.509	51.876	1:41.385	88.32	1.422	11:02:01.491	
3 -	48.900	51.462	1:40.362	89.22	0.399	11:03:41.853	
4 -	48.892	51.148	1:40.040 (2)	89.50	0.077	11:05:21.893	
5 -	48.863	51.386	1:40.249 (3)	89.32	0.286	11:07:02.142	
6 -	48.485	51.478	1:39.963 (1)	89.57		11:08:42.105	

P3		1 GP		L.BLACKSTOCK / O.LAWRENCE		LCR Yamaha - DHR / DAO Racing	
IDEAL LAP TIME : 1:38.241		BEST LAP TIME : 1:39.984		DIFFERENCE : 1.743			
LAP	SECTOR 1	SECTOR 2	LAP TIME	MPH	DIFF	TIME OF DAY	
1 -	48.942	51.042	1:39.984 (1)	89.55		11:00:16.906	
2 -	47.199						

P4		18 CUP		P.BELL / P.HYDE		LCR Yamaha - Bell Racing	
IDEAL LAP TIME : 1:40.135		BEST LAP TIME : 1:40.738		DIFFERENCE : 0.603			
LAP	SECTOR 1	SECTOR 2	LAP TIME	MPH	DIFF	TIME OF DAY	
1 -	52.722	53.994	1:46.716	83.90	5.978	11:00:24.611	
2 -	50.094	52.674	1:42.768	87.13	2.030	11:02:07.379	
3 -	49.363	51.900	1:41.263 (3)	88.42	0.525	11:03:48.642	
4 -	49.289	51.776	1:41.065 (2)	88.60	0.327	11:05:29.707	
5 -	49.182	51.556	1:40.738 (1)	88.88		11:07:10.445	
6 -	48.579	IN PIT	1:45.462 P	84.90	4.724	11:08:55.907	

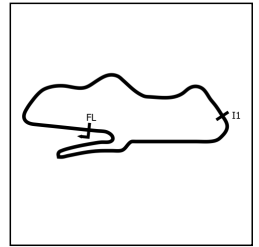
P5		33 CUP		S.HEGARTY / J.KNAPTON		RYDE Suzuki - Sean Hegarty Ltd / Express Tyres	
IDEAL LAP TIME : 1:41.353		BEST LAP TIME : 1:41.659		DIFFERENCE : 0.306			
LAP	SECTOR 1	SECTOR 2	LAP TIME	MPH	DIFF	TIME OF DAY	
1 -	54.388	56.671	1:51.059	80.62	9.400	11:00:52.690	
2 -	52.205	54.578	1:46.783	83.85	5.124	11:02:39.473	
3 -	49.696	53.176	1:42.872	87.04	1.213	11:04:22.345	
4 -	49.533	52.369	1:41.902 (3)	87.87	0.243	11:06:04.247	
5 -	48.984	52.675	1:41.659 (1)	88.08		11:07:45.906	
6 -	49.117	52.585	1:41.702 (2)	88.04	0.043	11:09:27.608	

P6		16 GP		B.BIRCHALL / M.WILKES		RYDE Honda - Birchall 16 Ltd	
IDEAL LAP TIME : 1:42.310		BEST LAP TIME : 1:42.756		DIFFERENCE : 0.446			
LAP	SECTOR 1	SECTOR 2	LAP TIME	MPH	DIFF	TIME OF DAY	
1 -	58.859	1:02.042	2:00.901	74.06	18.145	11:00:44.985	
2 -	55.731	57.912	1:53.643 (3)	78.79	10.887	11:02:38.628	
3 -	53.441	54.684	1:48.125 (2)	82.81	5.369	11:04:26.753	
4 -	1:00.200	53.465	1:53.665	78.77	10.909	11:06:20.418	
5 -	48.845	53.911	1:42.756 (1)	87.14		11:08:03.174	

BMCRC - MRO Championships - Rnd 3 @ Donington Park GP

Marin British Sidecar Championship

FREE PRACTICE - SECTOR ANALYSIS



SECTOR 1 = FL to I1, SECTOR 2 = I1 to FL, DIFF = Difference To Personal Best Lap, P = Crossed Finish Line in Pit Lane, D = Time Disallowed

P7 74 CUP		P.FARRANCE / C.PARKIN		LCR Yamaha - DKY KCP R&M Motorsport			
IDEAL LAP TIME : 1:43.517		BEST LAP TIME : 1:43.624		DIFFERENCE : 0.107			
LAP	SECTOR 1	SECTOR 2	LAP TIME	MPH	DIFF	TIME OF DAY	
1 -	57.843	58.598	1:56.441	76.90	12.817	11:00:42.223	
2 -	53.532	57.966	1:51.498	80.31	7.874	11:02:33.721	
3 -	52.147	55.207	1:47.354	83.41	3.730	11:04:21.075	
4 -	51.182	53.915	1:45.097 (3)	85.20	1.473	11:06:06.172	
5 -	50.059	53.609	1:43.668 (2)	86.37	0.044	11:07:49.840	
6 -	49.908	53.716	1:43.624 (1)	86.41		11:09:33.464	

P8 4 CUP		A.PEACH / J.HOPE		LCR Triumph - LifeSafety Motorsport			
IDEAL LAP TIME : 1:43.779		BEST LAP TIME : 1:44.294		DIFFERENCE : 0.515			
LAP	SECTOR 1	SECTOR 2	LAP TIME	MPH	DIFF	TIME OF DAY	
1 -	54.988	54.765	1:49.753	81.58	5.459	11:00:36.143	
2 -	51.830	54.727	1:46.557	84.03	2.263	11:02:22.700	
3 -	51.574	53.533	1:45.107	85.19	0.813	11:04:07.807	
4 -	51.266	53.227	1:44.493 (2)	85.69	0.199	11:05:52.300	
5 -	50.731	53.813	1:44.544 (3)	85.65	0.250	11:07:36.844	
6 -	51.246	53.048	1:44.294 (1)	85.85		11:09:21.138	

P9 26 CUP		R.ATKINSON / S.COLBROOK		ARS Yamaha - RAF Sidecar Team Powered By Meccia			
IDEAL LAP TIME : 1:44.660		BEST LAP TIME : 1:44.660		DIFFERENCE : 0.000			
LAP	SECTOR 1	SECTOR 2	LAP TIME	MPH	DIFF	TIME OF DAY	
1 -	55.987	56.811	1:52.798	79.38	8.138	11:00:49.074	
2 -	55.860	55.667	1:51.527	80.28	6.867	11:02:40.601	
3 -	52.221	54.622	1:46.843 (2)	83.80	2.183	11:04:27.444	
4 -	52.534	55.387	1:47.921 (3)	82.97	3.261	11:06:15.365	
5 -	51.111	53.549	1:44.660 (1)	85.55		11:08:00.025	

P10 96 F2		J.SAUNDERS / R.COPPOCK		LCR Yamaha - Manor Park Classics			
IDEAL LAP TIME : 1:44.892		BEST LAP TIME : 1:45.049		DIFFERENCE : 0.157			
LAP	SECTOR 1	SECTOR 2	LAP TIME	MPH	DIFF	TIME OF DAY	
1 -	54.686	57.945	1:52.631	79.50	7.582	11:00:55.122	
2 -	53.143	55.324	1:48.467 (3)	82.55	3.418	11:02:43.589	
3 -	50.299	55.050	1:45.349 (2)	84.99	0.300	11:04:28.938	
4 -	52.905	56.103	1:49.008	82.14	3.959	11:06:17.946	
5 -	50.456	54.593	1:45.049 (1)	85.24		11:08:02.995	

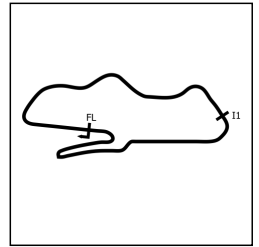
P11 99 F2		S.RAMSDEN / M.RAMSDEN		LCR Honda - Ramsden Racing			
IDEAL LAP TIME : 1:45.456		BEST LAP TIME : 1:45.456		DIFFERENCE : 0.000			
LAP	SECTOR 1	SECTOR 2	LAP TIME	MPH	DIFF	TIME OF DAY	
1 -	56.278	58.935	1:55.213	77.72	9.757	11:00:53.118	
2 -	53.401	55.198	1:48.599	82.45	3.143	11:02:41.717	
3 -	51.762	54.598	1:46.360 (2)	84.19	0.904	11:04:28.077	
4 -	53.296	55.130	1:48.426 (3)	82.58	2.970	11:06:16.503	
5 -	51.322	54.134	1:45.456 (1)	84.91		11:08:01.959	

P12 9 F2		D.GIBSON / S.STOKOE		CES KTM - Gibson Racing			
IDEAL LAP TIME : 1:45.632		BEST LAP TIME : 1:45.745		DIFFERENCE : 0.113			
LAP	SECTOR 1	SECTOR 2	LAP TIME	MPH	DIFF	TIME OF DAY	
1 -	56.437	1:00.117	1:56.554	76.82	10.809	11:00:55.910	
2 -	52.625	56.799	1:49.424	81.83	3.679	11:02:45.334	
3 -	52.432	54.855	1:47.287 (2)	83.46	1.542	11:04:32.621	
4 -	52.216	56.583	1:48.799 (3)	82.30	3.054	11:06:21.420	
5 -	50.777	54.968	1:45.745 (1)	84.67		11:08:07.165	

BMCRC - MRO Championships - Rnd 3 @ Donington Park GP

Marin British Sidecar Championship

FREE PRACTICE - SECTOR ANALYSIS



SECTOR 1 = FL to I1, SECTOR 2 = I1 to FL, DIFF = Difference To Personal Best Lap, P = Crossed Finish Line in Pit Lane, D = Time Disallowed

P13		60 CUP		B.HOLLAND / W.STEVENS		RYDE Yamaha - Assured Office Solutions WPS	
IDEAL LAP TIME : 1:46.779		BEST LAP TIME : 1:46.779		DIFFERENCE : 0.000			
LAP	SECTOR 1	SECTOR 2	LAP TIME	MPH	DIFF	TIME OF DAY	
1 -	57.064	57.712	1:54.776 (3)	78.01	7.997	11:00:47.405	
2 -	53.961	57.751	1:51.712 (2)	80.15	4.933	11:02:39.117	
3 -	52.436	54.343	1:46.779 (1)	83.85		11:04:25.896	
4 -	53.654	IN PIT	1:58.060 P	75.84	11.281	11:06:23.956	

P14		13 F2		M.HEGARTY / A.LUDLOW		BAKER Suzuki - Hegarty Racing	
IDEAL LAP TIME : 1:46.510		BEST LAP TIME : 1:47.043		DIFFERENCE : 0.533			
LAP	SECTOR 1	SECTOR 2	LAP TIME	MPH	DIFF	TIME OF DAY	
1 -	56.097	57.870	1:53.967	78.57	6.924	11:00:57.328	
2 -	54.048	55.936	1:49.984	81.41	2.941	11:02:47.312	
3 -	52.406	55.918	1:48.324 (3)	82.66	1.281	11:04:35.636	
4 -	53.038	55.108	1:48.146 (2)	82.79	1.103	11:06:23.782	
5 -	51.402	55.641	1:47.043 (1)	83.65		11:08:10.825	

P15		2 CUP		J.HOLDEN / P.KNAPTON		RYDE Triumph - SSD Stainless Steel Designs	
IDEAL LAP TIME : 1:46.747		BEST LAP TIME : 1:47.303		DIFFERENCE : 0.556			
LAP	SECTOR 1	SECTOR 2	LAP TIME	MPH	DIFF	TIME OF DAY	
1 -	57.368	1:11.585	2:08.953	69.43	21.650	11:01:05.859	
2 -	52.354	55.416	1:47.770 (2)	83.08	0.467	11:02:53.629	
3 -	51.331	55.972	1:47.303 (1)	83.45		11:04:40.932	
4 -	52.365	56.209	1:48.574 (3)	82.47	1.271	11:06:29.506	
5 -	52.266	57.804	1:50.070	81.35	2.767	11:08:19.576	

P16		72 F2		P.FOUNDS / J.WALMSLEY		LCF Honda - Team Founds Racing 72	
IDEAL LAP TIME : 1:46.821		BEST LAP TIME : 1:48.032		DIFFERENCE : 1.211			
LAP	SECTOR 1	SECTOR 2	LAP TIME	MPH	DIFF	TIME OF DAY	
1 -	59.218	1:01.411	2:00.629	74.23	12.597	11:01:15.041	
2 -	55.244	1:00.673	1:55.917	77.24	7.885	11:03:10.958	
3 -	53.068	54.964	1:48.032 (1)	82.88		11:04:58.990	
4 -	57.410	53.753	1:51.163 (2)	80.55	3.131	11:06:50.153	
5 -	57.606	55.257	1:52.863 (3)	79.33	4.831	11:08:43.016	

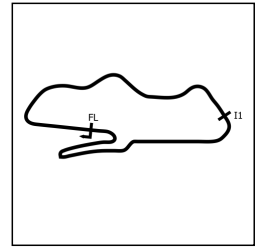
P17		7 CUP		B.GRAY / F.MULDOON		LCR Yamaha - Brian Gray PowerBiking	
IDEAL LAP TIME : 1:48.848		BEST LAP TIME : 1:48.848		DIFFERENCE : 0.000			
LAP	SECTOR 1	SECTOR 2	LAP TIME	MPH	DIFF	TIME OF DAY	
1 -	56.522	58.606	1:55.128 (3)	77.77	6.280	11:00:45.705	
2 -	53.965	55.942	1:49.907 (2)	81.47	1.059	11:02:35.612	
3 -	53.266	55.582	1:48.848 (1)	82.26		11:04:24.460	
4 -	54.277	IN PIT	1:58.066 P	75.84	9.218	11:06:22.526	

P18		11 WC		S.GILBERT / J.JAMES		RYDE Yamaha - G Force Racing	
IDEAL LAP TIME : 1:49.192		BEST LAP TIME : 1:49.192		DIFFERENCE : 0.000			
LAP	SECTOR 1	SECTOR 2	LAP TIME	MPH	DIFF	TIME OF DAY	
1 -	57.542	59.256	1:56.798 (2)	76.66	7.606	11:01:11.614	
2 -	53.032	56.160	1:49.192 (1)	82.00		11:03:00.806	
3 -	53.518						

BMCRC - MRO Championships - Rnd 3 @ Donington Park GP

Marin British Sidecar Championship

FREE PRACTICE - SECTOR ANALYSIS



SECTOR 1 = FL to I1, SECTOR 2 = I1 to FL, DIFF = Difference To Personal Best Lap, P = Crossed Finish Line in Pit Lane, D = Time Disallowed

P19 15 F2		S.BAINBOROUGH / D.RUDLAND		BAKER Suzuki -		
IDEAL LAP TIME : 1:48.832		BEST LAP TIME : 1:49.249		DIFFERENCE : 0.417		
LAP	SECTOR 1	SECTOR 2	LAP TIME	MPH	DIFF	TIME OF DAY
1 -	58.409	58.920	1:57.329	76.31	8.080	11:00:43.437
2 -	54.294	57.559	1:51.853	80.05	2.604	11:02:35.290
3 -	53.400	56.778	1:50.178 (3)	81.27	0.929	11:04:25.468
4 -	53.814	55.702	1:49.516 (2)	81.76	0.267	11:06:14.984
5 -	53.130	56.119	1:49.249 (1)	81.96		11:08:04.233

P20 42 F2		C.CURRIE / J.SHARP		LCR Honda - Sharp Solutions		
IDEAL LAP TIME : 1:49.461		BEST LAP TIME : 1:49.461		DIFFERENCE : 0.000		
LAP	SECTOR 1	SECTOR 2	LAP TIME	MPH	DIFF	TIME OF DAY
1 -	58.839	59.376	1:58.215	75.74	8.754	11:01:06.614
2 -	54.206	56.880	1:51.086 (2)	80.60	1.625	11:02:57.700
3 -	53.532	58.055	1:51.587 (3)	80.24	2.126	11:04:49.287
4 -	53.117	56.344	1:49.461 (1)	81.80		11:06:38.748
5 -	57.678					

P21 14 CUP		E.WAKEY / B.HUGHES		RYDE Yamaha - Assured Office Solutions		
IDEAL LAP TIME : 1:49.752		BEST LAP TIME : 1:49.752		DIFFERENCE : 0.000		
LAP	SECTOR 1	SECTOR 2	LAP TIME	MPH	DIFF	TIME OF DAY
1 -	59.550	58.542	1:58.092 (3)	75.82	8.340	11:00:52.490
2 -	55.429	56.936	1:52.365 (2)	79.69	2.613	11:02:44.855
3 -	53.420	56.332	1:49.752 (1)	81.58		11:04:34.607
4 -	54.599	IN PIT	1:55.339 P	77.63	5.587	11:06:29.946

P22 38 CUP		C.MOSS / K.HAUXWELL		LCR Triumph - LifeSafety Motorsport/CMR/The Hoistpital		
IDEAL LAP TIME : 1:50.003		BEST LAP TIME : 1:50.003		DIFFERENCE : 0.000		
LAP	SECTOR 1	SECTOR 2	LAP TIME	MPH	DIFF	TIME OF DAY
1 -	58.296	1:01.560	1:59.856	74.71	9.853	11:00:48.509
2 -	55.987	1:00.001	1:55.988	77.20	5.985	11:02:44.497
3 -	55.095	59.402	1:54.497 (3)	78.20	4.494	11:04:38.994
4 -	53.893	58.949	1:52.842 (2)	79.35	2.839	11:06:31.836
5 -	53.040	56.963	1:50.003 (1)	81.40		11:08:21.839

P23 3 F2		R.CROWE / C.CROWE		LCR Honda - OPUL / Kel Properties		
IDEAL LAP TIME :		BEST LAP TIME :		DIFFERENCE :		
LAP	SECTOR 1	SECTOR 2	LAP TIME	MPH	DIFF	TIME OF DAY
1 -	OUTLAP	IN PIT	4:16.986 P	34.84		11:03:10.666

BMCRC - MRO Championships - Rnd 3 @ Donington Park GP

Marin British Sidecar Championship

FREE PRACTICE - BEST SECTORS

POS	SECTOR 1		SECTOR 2		IDEAL / BEST COMPARISON			IDEAL	BEST	DIFF
	NO	TIME	NO	TIME	POS	NO	NAME			
								PERFECT LAP	1:38.241	
1	1	47.199	1	51.042	1	1	L.BLACKSTOCK / O.LAWRENCE	1:38.241	1:39.984	1.743
2	29	48.056	5	51.148	2	29	S.KERSHAW / R.GIBBONS	1:39.263	1:39.354	0.091
3	5	48.485	29	51.207	3	5	R.BIGGS / F.SEGERS	1:39.633	1:39.963	0.330
4	18	48.579	18	51.556	4	18	P.BELL / P.HYDE	1:40.135	1:40.738	0.603
5	16	48.845	33	52.369	5	33	S.HEGARTY / J.KNAPTON	1:41.353	1:41.659	0.306
6	33	48.984	4	53.048	6	16	B.BIRCHALL / M.WILKES	1:42.310	1:42.756	0.446
7	74	49.908	16	53.465	7	74	P.FARRANCE / C.PARKIN	1:43.517	1:43.624	0.107
8	96	50.299	26	53.549	8	4	A.PEACH / J.HOPE	1:43.779	1:44.294	0.515
9	4	50.731	74	53.609	9	26	R.ATKINSON / S.COLBROOK	1:44.660	1:44.660	0.000
10	9	50.777	72	53.753	10	96	J.SAUNDERS / R.COPPOCK	1:44.892	1:45.049	0.157
11	26	51.111	99	54.134	11	99	S.RAMSDEN / M.RAMSDEN	1:45.456	1:45.456	0.000
12	99	51.322	60	54.343	12	9	D.GIBSON / S.STOKOE	1:45.632	1:45.745	0.113
13	2	51.331	96	54.593	13	13	M.HEGARTY / A.LUDLOW	1:46.510	1:47.043	0.533
14	13	51.402	9	54.855	14	2	J.HOLDEN / P.KNAPTON	1:46.747	1:47.303	0.556
15	60	52.436	13	55.108	15	60	B.HOLLAND / W.STEVENS	1:46.779	1:46.779	0.000
16	11	53.032	2	55.416	16	72	P.FOUNDS / J.WALMSLEY	1:46.821	1:48.032	1.211
17	38	53.040	7	55.582	17	15	S.BAINBOROUGH / D.RUDLAND	1:48.832	1:49.249	0.417
18	72	53.068	15	55.702	18	7	B.GRAY / F.MULDOON	1:48.848	1:48.848	0.000
19	42	53.117	11	56.160	19	11	S.GILBERT / J.JAMES	1:49.192	1:49.192	0.000
20	15	53.130	14	56.332	20	42	C.CURRIE / J.SHARP	1:49.461	1:49.461	0.000
21	7	53.266	42	56.344	21	14	E.WAKEY / B.HUGHES	1:49.752	1:49.752	0.000
22	14	53.420	38	56.963	22	38	C.MOSS / K.HAUXWELL	1:50.003	1:50.003	0.000
23					23	3	R.CROWE / C.CROWE			

BMCRC - MRO Championships - Rnd 3 @ Donington Park GP

Marin British Sidecar Championship

FREE PRACTICE - STATISTICS

Competitors Started 23
Planned Start 2026-05-09 @ 10:34:00.000
Actual Start 2026-05-09 @ 10:57:56.104
Finish Time 2026-05-09 @ 11:07:57.105
Track Length 2.4873mi.
Total Laps 106
Total Distance Covered 263.6589mi.

Session Fastest Lap History

NO	CL	NAME	LAP TIME	TIME OF DAY	LAP	VEHICLE
1	GP	L.BLACKSTOCK / O.LAWRENCE	1:39.984	11:00:16.906	1	LCR Yamaha
29	GP	S.KERSHAW / R.GIBBONS	1:39.819	11:05:35.890	4	LCR Triumph
29	GP	S.KERSHAW / R.GIBBONS	1:39.708	11:07:15.598	5	LCR Triumph
29	GP	S.KERSHAW / R.GIBBONS	1:39.354	11:08:54.952	6	LCR Triumph

Flag History

TYPE	TIME OF DAY
GREEN	10:57:56.104
FINISH	11:07:57.105

Flag Statistics

TYPE	COUNT	TOTAL LAPS	TOTAL TIME
Green	1	6	11:42.545
Red	0	0	0.000
Safety Car	0	0	0.000
FCY	0	0	0.000

BMCRC - MRO Championships - Rnd 3 @ Donington Park GP

Marin British Sidecar Championship

FREE PRACTICE - STATISTICS

CLASS : GP

4 Starters

Fastest Lap History

NO	NAME	LAP TIME	TIME OF DAY	LAP	VEHICLE
1	L.BLACKSTOCK / O.LAWRENCE	1:39.984	11:00:16.906	1	LCR Yamaha
29	S.KERSHAW / R.GIBBONS	1:39.819	11:05:35.890	4	LCR Triumph
29	S.KERSHAW / R.GIBBONS	1:39.708	11:07:15.598	5	LCR Triumph
29	S.KERSHAW / R.GIBBONS	1:39.354	11:08:54.952	6	LCR Triumph

BMCRC - MRO Championships - Rnd 3 @ Donington Park GP

Marin British Sidecar Championship

FREE PRACTICE - STATISTICS

CLASS : CUP

10 Starters

Fastest Lap History

NO	NAME	LAP TIME	TIME OF DAY	LAP	VEHICLE
18	P.BELL / P.HYDE	1:46.716	11:00:24.611	1	LCR Yamaha
18	P.BELL / P.HYDE	1:42.768	11:02:07.379	2	LCR Yamaha
18	P.BELL / P.HYDE	1:41.263	11:03:48.642	3	LCR Yamaha
18	P.BELL / P.HYDE	1:41.065	11:05:29.707	4	LCR Yamaha
18	P.BELL / P.HYDE	1:40.738	11:07:10.445	5	LCR Yamaha

BMCRC - MRO Championships - Rnd 3 @ Donington Park GP

Marin British Sidecar Championship

FREE PRACTICE - STATISTICS

CLASS : F2

8 Starters

Fastest Lap History

NO	NAME	LAP TIME	TIME OF DAY	LAP	VEHICLE
15	S.BAINBOROUGH / D.RUDLAND	1:57.329	11:00:43.437	1	BAKER Suzuki
99	S.RAMSDEN / M.RAMSDEN	1:55.213	11:00:53.118	1	LCR Honda
96	J.SAUNDERS / R.COPPOCK	1:52.631	11:00:55.122	1	LCR Yamaha
15	S.BAINBOROUGH / D.RUDLAND	1:51.853	11:02:35.290	2	BAKER Suzuki
99	S.RAMSDEN / M.RAMSDEN	1:48.599	11:02:41.717	2	LCR Honda
96	J.SAUNDERS / R.COPPOCK	1:48.467	11:02:43.589	2	LCR Yamaha
99	S.RAMSDEN / M.RAMSDEN	1:46.360	11:04:28.077	3	LCR Honda
96	J.SAUNDERS / R.COPPOCK	1:45.349	11:04:28.938	3	LCR Yamaha
96	J.SAUNDERS / R.COPPOCK	1:45.049	11:08:02.995	5	LCR Yamaha

BMCRC - MRO Championships - Rnd 3 @ Donington Park GP

Marin British Sidecar Championship

FREE PRACTICE - STATISTICS

CLASS : WC

1 Starters

Fastest Lap History

NO	NAME	LAP TIME	TIME OF DAY	LAP	VEHICLE
11	S.GILBERT / J.JAMES	1:56.798	11:01:11.614	1	RYDE Yamaha
11	S.GILBERT / J.JAMES	1:49.192	11:03:00.806	2	RYDE Yamaha

BMCRC - MRO Championships - Rnd 3 @ Donington Park GP

Marin British Sidecar Championship

QUALIFYING - CLASSIFICATION



POS	NO	CL	PIC	NAME	NAT	ENTRY	TIME	ON	LAPS	GAP	DIFF	MPH
1	1	GP	1	L.BLACKSTOCK / O.LAWRENCE	GBR	LCR Yamaha - DHR / DAO Racing	1:36.453	4	5			92.83
2	16	GP	2	B.BIRCHALL / M.WILKES	GBR	RYDE Honda - Birchall 16 Ltd	1:37.163	4	7	0.710	0.710	92.15
3	29	GP	3	S.KERSHAW / R.GIBBONS	GBR	LCR Triumph - Express Tyre Service	1:38.713	3	6	2.260	1.550	90.71
4	5	GP	4	R.BIGGS / F.SEGERS	GBR	LCR Yamaha - Express Tyre Service / Santander Salt	1:39.194	3	8	2.741	0.481	90.27
5	18	CUP	1	P.BELL / P.HYDE	GBR	LCR Yamaha - Bell Racing	1:40.205	4	8	3.752	1.011	89.36
6	33	CUP	2	S.HEGARTY / J.KNAPTON	GBR	RYDE Suzuki - Sean Hegarty Ltd / Express Tyres	1:40.975	5	7	4.522	0.770	88.67
7	26	CUP	3	R.ATKINSON / S.COLBROOK	GBR	ARS Yamaha - RAF Sidecar Team Powered By Mecsia	1:41.223	7	7	4.770	0.248	88.46
8	96	F2	1	J.SAUNDERS / R.COPPOCK	GBR	LCR Yamaha - Manor Park Classics	1:41.536	5	7	5.083	0.313	88.18
9	72	F2	2	P.FOUNDS / J.WALMSLEY	GBR	LCF Honda - Team Founds Racing 72	1:41.645	7	7	5.192	0.109	88.09
10	74	CUP	4	P.FARRANCE / C.PARKIN	GBR	LCR Yamaha - DKY KCP R&M Motorsport	1:42.622	4	6	6.169	0.977	87.25
11	60	CUP	5	B.HOLLAND / W.STEVENS	GBR	RYDE Yamaha - Assured Office Solutions WPS	1:42.674	3	5	6.221	0.052	87.21
12	11	WC	1	S.GILBERT / J.JAMES	GBR	RYDE Yamaha - G Force Racing	1:43.834	3	3	7.381	1.160	86.23
13	14	CUP	6	E.WAKEY / B.HUGHES	GBR	RYDE Yamaha - Assured Office Solutions	1:43.847	3	5	7.394	0.013	86.22
14	4	CUP	7	A.PEACH / J.HOPE	GBR	LCR Triumph - LifeSafety Motorsport	1:44.202	2	6	7.749	0.355	85.93
15	99	F2	3	S.RAMSDEN / M.RAMSDEN	GBR	LCR Honda - Ramsden Racing	1:44.551	5	7	8.098	0.349	85.64
16	7	CUP	8	B.GRAY / F.MULDOON	GBR	LCR Yamaha - Brian Gray PowerBiking	1:44.868	4	6	8.415	0.317	85.38
17	13	F2	4	M.HEGARTY / A.LUDLOW	GBR	BAKER Suzuki - Hegarty Racing	1:45.459	3	7	9.006	0.591	84.90
18	9	F2	5	D.GIBSON / S.STOKOE	GBR	CES KTM - Gibson Racing	1:45.678	6	7	9.225	0.219	84.73
19	15	F2	6	S.BAINBOROUGH / D.RUDLAND	IMN	BAKER Suzuki -	1:46.549	6	7	10.096	0.871	84.04
20	38	CUP	9	C.MOSS / K.HAUXWELL	GBR	LCR Triumph - LifeSafety Motorsport/CMR/The Hoistpit	1:47.704	5	6	11.251	1.155	83.13
21	42	F2	7	C.CURRIE / J.SHARP	GBR	LCR Honda - Sharp Solutions	1:47.739	7	7	11.286	0.035	83.11
22	2	CUP	10	J.HOLDEN / P.KNAPTON	GBR	RYDE Triumph - SSD Stainless Steel Designs	1:51.222	1	4	14.769	3.483	80.50
23	3	F2	8	R.CROWE / C.CROWE	IMN	LCR Honda - OPUL / Kel Properties			0			

Weather / Track : Bright / Dry

These results are provisional until the conclusion of any judicial and technical matters.

Date: 09/05/2026 Start: 14:22 Finish: 14:34

Donington Park GP: 2.4873 miles

Clerk Of Course: Den Grant / Caroline Dapre

Timekeeper: Richard Evans



Results can be found at www.tsl-timing.com

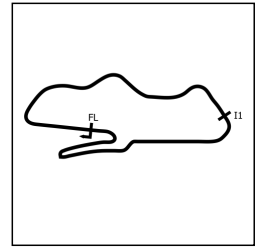
Printed - 14:37 Saturday, 09 May 2026



BMCRC - MRO Championships - Rnd 3 @ Donington Park GP

Marin British Sidecar Championship

QUALIFYING - SECTOR ANALYSIS



SECTOR 1 = FL to I1, SECTOR 2 = I1 to FL, DIFF = Difference To Personal Best Lap, P = Crossed Finish Line in Pit Lane, D = Time Disallowed

P1		1 GP		L.BLACKSTOCK / O.LAWRENCE		LCR Yamaha - DHR / DAO Racing	
IDEAL LAP TIME : 1:36.453		BEST LAP TIME : 1:36.453		DIFFERENCE : 0.000			
LAP	SECTOR 1	SECTOR 2	LAP TIME	MPH	DIFF	TIME OF DAY	
1 -	51.448	52.477	1:43.925	86.16	7.472	14:24:08.099	
2 -	47.589	51.510	1:39.099 (3)	90.35	2.646	14:25:47.198	
3 -	47.045	49.814	1:36.859 (2)	92.44	0.406	14:27:24.057	
4 -	46.760	49.693	1:36.453 (1)	92.83		14:29:00.510	
5 -	48.102	IN PIT	1:41.502 P	88.21	5.049	14:30:42.012	

P2		16 GP		B.BIRCHALL / M.WILKES		RYDE Honda - Birchall 16 Ltd	
IDEAL LAP TIME : 1:37.163		BEST LAP TIME : 1:37.163		DIFFERENCE : 0.000			
LAP	SECTOR 1	SECTOR 2	LAP TIME	MPH	DIFF	TIME OF DAY	
1 -	50.406	51.732	1:42.138	87.67	4.975	14:24:11.003	
2 -	48.401	50.330	1:38.731	90.69	1.568	14:25:49.734	
3 -	48.179	50.378	1:38.557	90.85	1.394	14:27:28.291	
4 -	47.216	49.947	1:37.163 (1)	92.15		14:29:05.454	
5 -	47.737	50.430	1:38.167 (3)	91.21	1.004	14:30:43.621	
6 -	47.291	50.112	1:37.403 (2)	91.93	0.240	14:32:21.024	
7 -	48.170	IN PIT	1:42.674 P	87.21	5.511	14:34:03.698	

P3		29 GP		S.KERSHAW / R.GIBBONS		LCR Triumph - Express Tyre Service	
IDEAL LAP TIME : 1:38.576		BEST LAP TIME : 1:38.713		DIFFERENCE : 0.137			
LAP	SECTOR 1	SECTOR 2	LAP TIME	MPH	DIFF	TIME OF DAY	
1 -	51.645	52.343	1:43.988	86.11	5.275	14:24:06.543	
2 -	48.973	51.485	1:40.458 (3)	89.13	1.745	14:25:47.001	
3 -	48.195	50.518	1:38.713 (1)	90.71		14:27:25.714	
4 -	48.058	50.936	1:38.994 (2)	90.45	0.281	14:29:04.708	
5 -	48.280	IN PIT	1:44.474 P	85.70	5.761	14:30:49.182	
6 -	OUTLAP	IN PIT	5:11.839 P	28.71	3:33.126	14:36:01.021	

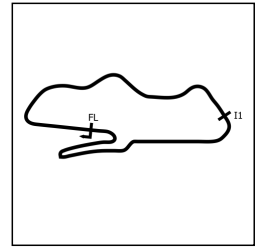
P4		5 GP		R.BIGGS / F.SEGERS		LCR Yamaha - Express Tyre Service / Santander Salt	
IDEAL LAP TIME : 1:38.904		BEST LAP TIME : 1:39.194		DIFFERENCE : 0.290			
LAP	SECTOR 1	SECTOR 2	LAP TIME	MPH	DIFF	TIME OF DAY	
1 -	50.911	52.037	1:42.948	86.98	3.754	14:24:01.605	
2 -	48.696	50.844	1:39.540	89.95	0.346	14:25:41.145	
3 -	48.115	51.079	1:39.194 (1)	90.27		14:27:20.339	
4 -	48.647	50.869	1:39.516	89.98	0.322	14:28:59.855	
5 -	48.193	51.027	1:39.220 (2)	90.24	0.026	14:30:39.075	
6 -	48.664	50.789	1:39.453	90.03	0.259	14:32:18.528	
7 -	49.243	51.704	1:40.947	88.70	1.753	14:33:59.475	
8 -	48.319	50.990	1:39.309 (3)	90.16	0.115	14:35:38.784	

P5		18 CUP		P.BELL / P.HYDE		LCR Yamaha - Bell Racing	
IDEAL LAP TIME : 1:40.100		BEST LAP TIME : 1:40.205		DIFFERENCE : 0.105			
LAP	SECTOR 1	SECTOR 2	LAP TIME	MPH	DIFF	TIME OF DAY	
1 -	52.729	53.066	1:45.795	84.63	5.590	14:24:07.795	
2 -	49.610	51.549	1:41.159	88.51	0.954	14:25:48.954	
3 -	48.720	51.722	1:40.442 (2)	89.15	0.237	14:27:29.396	
4 -	48.825	51.380	1:40.205 (1)	89.36		14:29:09.601	
5 -	49.017	51.537	1:40.554 (3)	89.05	0.349	14:30:50.155	
6 -	48.757	51.807	1:40.564	89.04	0.359	14:32:30.719	
7 -	48.956	51.983	1:40.939	88.71	0.734	14:34:11.658	
8 -	49.038	53.039	1:42.077	87.72	1.872	14:35:53.735	

BMCRC - MRO Championships - Rnd 3 @ Donington Park GP

Marin British Sidecar Championship

QUALIFYING - SECTOR ANALYSIS



SECTOR 1 = FL to I1, SECTOR 2 = I1 to FL, DIFF = Difference To Personal Best Lap, P = Crossed Finish Line in Pit Lane, D = Time Disallowed

P6		33 CUP		S.HEGARTY / J.KNAPTON		RYDE Suzuki - Sean Hegarty Ltd / Express Tyres	
IDEAL LAP TIME : 1:40.975		BEST LAP TIME : 1:40.975		DIFFERENCE : 0.000			
LAP	SECTOR 1	SECTOR 2	LAP TIME	MPH	DIFF	TIME OF DAY	
1 -	52.629	53.877	1:46.506	84.07	5.531	14:24:35.417	
2 -	49.488	52.978	1:42.466	87.38	1.491	14:26:17.883	
3 -	49.409	52.299	1:41.708	88.04	0.733	14:27:59.591	
4 -	49.113	52.216	1:41.329 (2)	88.37	0.354	14:29:40.920	
5 -	48.786	52.189	1:40.975 (1)	88.67		14:31:21.895	
6 -	49.017	52.391	1:41.408 (3)	88.30	0.433	14:33:03.303	
7 -	49.975	1:00.024	1:49.999	81.40	9.024	14:34:53.302	

P7		26 CUP		R.ATKINSON / S.COLBROOK		ARS Yamaha - RAF Sidecar Team Powered By Mecsis	
IDEAL LAP TIME : 1:40.916		BEST LAP TIME : 1:41.223		DIFFERENCE : 0.307			
LAP	SECTOR 1	SECTOR 2	LAP TIME	MPH	DIFF	TIME OF DAY	
1 -	52.993	57.691	1:50.684	80.90	9.461	14:24:31.080	
2 -	51.012	55.006	1:46.018	84.46	4.795	14:26:17.098	
3 -	51.051	53.365	1:44.416	85.75	3.193	14:28:01.514	
4 -	49.546	52.735	1:42.281 (2)	87.54	1.058	14:29:43.795	
5 -	50.065	52.344	1:42.409 (3)	87.43	1.186	14:31:26.204	
6 -	48.936	54.936	1:43.872	86.20	2.649	14:33:10.076	
7 -	49.243	51.980	1:41.223 (1)	88.46		14:34:51.299	

P8		96 F2		J.SAUNDERS / R.COPPOCK		LCR Yamaha - Manor Park Classics	
IDEAL LAP TIME : 1:41.536		BEST LAP TIME : 1:41.536		DIFFERENCE : 0.000			
LAP	SECTOR 1	SECTOR 2	LAP TIME	MPH	DIFF	TIME OF DAY	
1 -	54.741	57.488	1:52.229	79.78	10.693	14:24:37.882	
2 -	51.988	55.269	1:47.257	83.48	5.721	14:26:25.139	
3 -	50.302	53.929	1:44.231	85.90	2.695	14:28:09.370	
4 -	49.383	53.495	1:42.878 (2)	87.03	1.342	14:29:52.248	
5 -	48.850	52.686	1:41.536 (1)	88.18		14:31:33.784	
6 -	49.511	54.386	1:43.897 (3)	86.18	2.361	14:33:17.681	
7 -	50.540	53.836	1:44.376	85.79	2.840	14:35:02.057	

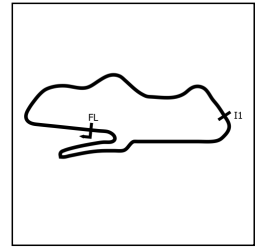
P9		72 F2		P.FOUNDS / J.WALMSLEY		LCF Honda - Team Founds Racing 72	
IDEAL LAP TIME : 1:41.295		BEST LAP TIME : 1:41.645		DIFFERENCE : 0.350			
LAP	SECTOR 1	SECTOR 2	LAP TIME	MPH	DIFF	TIME OF DAY	
1 -	52.739	55.060	1:47.799	83.06	6.154	14:24:38.515	
2 -	50.525	53.266	1:43.791	86.27	2.146	14:26:22.306	
3 -	49.443	52.930	1:42.373	87.46	0.728	14:28:04.679	
4 -	48.940	52.834	1:41.774 (2)	87.98	0.129	14:29:46.453	
5 -	49.212	53.103	1:42.315 (3)	87.51	0.670	14:31:28.768	
6 -	48.601	54.003	1:42.604	87.27	0.959	14:33:11.372	
7 -	48.951	52.694	1:41.645 (1)	88.09		14:34:53.017	

P10		74 CUP		P.FARRANCE / C.PARKIN		LCR Yamaha - DKY KCP R&M Motorsport	
IDEAL LAP TIME : 1:42.622		BEST LAP TIME : 1:42.622		DIFFERENCE : 0.000			
LAP	SECTOR 1	SECTOR 2	LAP TIME	MPH	DIFF	TIME OF DAY	
1 -	52.550	54.651	1:47.201	83.52	4.579	14:24:14.267	
2 -	51.181	53.510	1:44.691 (3)	85.53	2.069	14:25:58.958	
3 -	50.547	53.463	1:44.010 (2)	86.09	1.388	14:27:42.968	
4 -	50.012	52.610	1:42.622 (1)	87.25		14:29:25.590	
5 -	54.506	IN PIT	1:56.794 P	76.66	14.172	14:31:22.384	
6 -	OUTLAP	54.192	3:14.495	46.03	1:31.873	14:34:36.879	

BMCRC - MRO Championships - Rnd 3 @ Donington Park GP

Marin British Sidecar Championship

QUALIFYING - SECTOR ANALYSIS



SECTOR 1 = FL to I1, SECTOR 2 = I1 to FL, DIFF = Difference To Personal Best Lap, P = Crossed Finish Line in Pit Lane, D = Time Disallowed

P11 60 CUP		B.HOLLAND / W.STEVENS		RYDE Yamaha - Assured Office Solutions WPS		
IDEAL LAP TIME : 1:42.085		BEST LAP TIME : 1:42.674		DIFFERENCE : 0.589		
LAP	SECTOR 1	SECTOR 2	LAP TIME	MPH	DIFF	TIME OF DAY
1 -	51.814	53.207	1:45.021	85.26	2.347	14:24:09.824
2 -	50.389	52.371	1:42.760 (2)	87.13	0.086	14:25:52.584
3 -	49.714	52.960	1:42.674 (1)	87.21		14:27:35.258
4 -	50.004	53.232	1:43.236 (3)	86.73	0.562	14:29:18.494
5 -	52.694	IN PIT	1:51.181 P	80.53	8.507	14:31:09.675

P12 11 WC		S.GILBERT / J.JAMES		RYDE Yamaha - G Force Racing		
IDEAL LAP TIME : 1:42.976		BEST LAP TIME : 1:43.834		DIFFERENCE : 0.858		
LAP	SECTOR 1	SECTOR 2	LAP TIME	MPH	DIFF	TIME OF DAY
1 -	55.889	54.574	1:50.463 (3)	81.06	6.629	14:24:42.409
2 -	49.861	54.124	1:43.985 (2)	86.11	0.151	14:26:26.394
3 -	50.719	53.115	1:43.834 (1)	86.23		14:28:10.228
4 -	56.568					

P13 14 CUP		E.WAKEY / B.HUGHES		RYDE Yamaha - Assured Office Solutions		
IDEAL LAP TIME : 1:43.847		BEST LAP TIME : 1:43.847		DIFFERENCE : 0.000		
LAP	SECTOR 1	SECTOR 2	LAP TIME	MPH	DIFF	TIME OF DAY
1 -	53.468	54.685	1:48.153	82.79	4.306	14:24:18.299
2 -	51.518	53.362	1:44.880 (3)	85.37	1.033	14:26:03.179
3 -	50.540	53.307	1:43.847 (1)	86.22		14:27:47.026
4 -	50.599	53.830	1:44.429 (2)	85.74	0.582	14:29:31.455
5 -	51.362	IN PIT	1:49.126 P	82.05	5.279	14:31:20.581

P14 4 CUP		A.PEACH / J.HOPE		LCR Triumph - LifeSafety Motorsport		
IDEAL LAP TIME : 1:43.962		BEST LAP TIME : 1:44.202		DIFFERENCE : 0.240		
LAP	SECTOR 1	SECTOR 2	LAP TIME	MPH	DIFF	TIME OF DAY
1 -	52.893	54.102	1:46.995	83.69	2.793	14:24:16.185
2 -	51.368	52.834	1:44.202 (1)	85.93		14:26:00.387
3 -	51.152	53.473	1:44.625 (2)	85.58	0.423	14:27:45.012
4 -	51.447	57.504	1:48.951	82.18	4.749	14:29:33.963
5 -	51.128	53.569	1:44.697 (3)	85.52	0.495	14:31:18.660
6 -	54.239	IN PIT	1:56.475 P	76.87	12.273	14:33:15.135

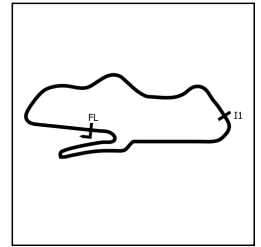
P15 99 F2		S.RAMSDEN / M.RAMSDEN		LCR Honda - Ramsden Racing		
IDEAL LAP TIME : 1:44.067		BEST LAP TIME : 1:44.551		DIFFERENCE : 0.484		
LAP	SECTOR 1	SECTOR 2	LAP TIME	MPH	DIFF	TIME OF DAY
1 -	54.013	56.564	1:50.577	80.97	6.026	14:24:29.489
2 -	52.320	55.006	1:47.326	83.43	2.775	14:26:16.815
3 -	51.585	54.142	1:45.727	84.69	1.176	14:28:02.542
4 -	50.655	54.155	1:44.810 (3)	85.43	0.259	14:29:47.352
5 -	51.139	53.412	1:44.551 (1)	85.64		14:31:31.903
6 -	51.009	53.752	1:44.761 (2)	85.47	0.210	14:33:16.664
7 -	51.124	53.891	1:45.015	85.26	0.464	14:35:01.679

P16 7 CUP		B.GRAY / F.MULDOON		LCR Yamaha - Brian Gray PowerBiking		
IDEAL LAP TIME : 1:44.055		BEST LAP TIME : 1:44.868		DIFFERENCE : 0.813		
LAP	SECTOR 1	SECTOR 2	LAP TIME	MPH	DIFF	TIME OF DAY
1 -	54.235	56.530	1:50.765	80.84	5.897	14:24:29.050
2 -	52.473	54.138	1:46.611	83.99	1.743	14:26:15.661
3 -	51.214	54.382	1:45.596 (3)	84.79	0.728	14:28:01.257
4 -	51.426	53.442	1:44.868 (1)	85.38		14:29:46.125
5 -	51.002	54.177	1:45.179 (2)	85.13	0.311	14:31:31.304
6 -	50.613	IN PIT	1:54.616 P	78.12	9.748	14:33:25.920

BMCRC - MRO Championships - Rnd 3 @ Donington Park GP

Marin British Sidecar Championship

QUALIFYING - SECTOR ANALYSIS



SECTOR 1 = FL to I1, SECTOR 2 = I1 to FL, DIFF = Difference To Personal Best Lap, P = Crossed Finish Line in Pit Lane, D = Time Disallowed

P17 13 F2		M.HEGARTY / A.LUDLOW		BAKER Suzuki - Hegarty Racing			
IDEAL LAP TIME : 1:45.459		BEST LAP TIME : 1:45.459		DIFFERENCE : 0.000			
LAP	SECTOR 1	SECTOR 2	LAP TIME	MPH	DIFF	TIME OF DAY	
1 -	54.410	57.785	1:52.195	79.81	6.736	14:24:38.674	
2 -	52.068	55.388	1:47.456	83.33	1.997	14:26:26.130	
3 -	50.777	54.682	1:45.459 (1)	84.90		14:28:11.589	
4 -	52.472	55.343	1:47.815	83.05	2.356	14:29:59.404	
5 -	51.487	54.705	1:46.192 (2)	84.32	0.733	14:31:45.596	
6 -	51.431	54.914	1:46.345 (3)	84.20	0.886	14:33:31.941	
7 -	51.953	55.473	1:47.426	83.35	1.967	14:35:19.367	

P18 9 F2		D.GIBSON / S.STOKOE		CES KTM - Gibson Racing			
IDEAL LAP TIME : 1:45.619		BEST LAP TIME : 1:45.678		DIFFERENCE : 0.059			
LAP	SECTOR 1	SECTOR 2	LAP TIME	MPH	DIFF	TIME OF DAY	
1 -	54.810	56.338	1:51.148	80.56	5.470	14:24:32.988	
2 -	51.339	56.205	1:47.544	83.26	1.866	14:26:20.532	
3 -	50.826	55.495	1:46.321	84.22	0.643	14:28:06.853	
4 -	51.126	55.143	1:46.269 (3)	84.26	0.591	14:29:53.122	
5 -	50.984	55.189	1:46.173 (2)	84.33	0.495	14:31:39.295	
6 -	50.885	54.793	1:45.678 (1)	84.73		14:33:24.973	
7 -	51.263	56.014	1:47.277	83.47	1.599	14:35:12.250	

P19 15 F2		S.BAINBOROUGH / D.RUDLAND		BAKER Suzuki -			
IDEAL LAP TIME : 1:46.398		BEST LAP TIME : 1:46.549		DIFFERENCE : 0.151			
LAP	SECTOR 1	SECTOR 2	LAP TIME	MPH	DIFF	TIME OF DAY	
1 -	54.883	56.451	1:51.334	80.42	4.785	14:24:33.760	
2 -	52.412	55.918	1:48.330	82.65	1.781	14:26:22.090	
3 -	52.925	54.972	1:47.897	82.99	1.348	14:28:09.987	
4 -	53.476	55.453	1:48.929	82.20	2.380	14:29:58.916	
5 -	52.445	54.797	1:47.242 (2)	83.49	0.693	14:31:46.158	
6 -	51.601	54.948	1:46.549 (1)	84.04		14:33:32.707	
7 -	51.859	55.692	1:47.551 (3)	83.25	1.002	14:35:20.258	

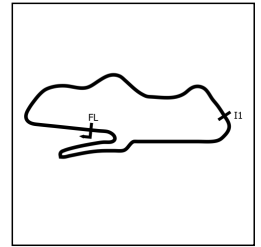
P20 38 CUP		C.MOSS / K.HAUXWELL		LCR Triumph - LifeSafety Motorsport/CMR/The Hoistpital			
IDEAL LAP TIME : 1:47.704		BEST LAP TIME : 1:47.704		DIFFERENCE : 0.000			
LAP	SECTOR 1	SECTOR 2	LAP TIME	MPH	DIFF	TIME OF DAY	
1 -	56.852	59.469	1:56.321	76.98	8.617	14:24:31.135	
2 -	52.889	57.603	1:50.492	81.04	2.788	14:26:21.627	
3 -	52.833	56.330	1:49.163 (2)	82.02	1.459	14:28:10.790	
4 -	53.508	56.205	1:49.713 (3)	81.61	2.009	14:30:00.503	
5 -	52.082	55.622	1:47.704 (1)	83.13		14:31:48.207	
6 -	52.449	IN PIT	1:52.280 P	79.75	4.576	14:33:40.487	

P21 42 F2		C.CURRIE / J.SHARP		LCR Honda - Sharp Solutions			
IDEAL LAP TIME : 1:47.739		BEST LAP TIME : 1:47.739		DIFFERENCE : 0.000			
LAP	SECTOR 1	SECTOR 2	LAP TIME	MPH	DIFF	TIME OF DAY	
1 -	1:04.020	1:01.591	2:05.611	71.28	17.872	14:24:56.463	
2 -	56.325	58.559	1:54.884	77.94	7.145	14:26:51.347	
3 -	53.320	56.274	1:49.594	81.70	1.855	14:28:40.941	
4 -	52.600	55.989	1:48.589 (3)	82.46	0.850	14:30:29.530	
5 -	52.139	55.793	1:47.932 (2)	82.96	0.193	14:32:17.462	
6 -	53.321	56.933	1:50.254	81.21	2.515	14:34:07.716	
7 -	52.077	55.662	1:47.739 (1)	83.11		14:35:55.455	

BMCRC - MRO Championships - Rnd 3 @ Donington Park GP

Marin British Sidecar Championship

QUALIFYING - SECTOR ANALYSIS



SECTOR 1 = FL to I1, SECTOR 2 = I1 to FL, DIFF = Difference To Personal Best Lap, P = Crossed Finish Line in Pit Lane, D = Time Disallowed

P22		2 CUP		J.HOLDEN / P.KNAPTON		RYDE Triumph - SSD Stainless Steel Designs	
IDEAL LAP TIME : 1:48.839		BEST LAP TIME : 1:51.222		DIFFERENCE : 2.383			
LAP	SECTOR 1	SECTOR 2	LAP TIME	MPH	DIFF	TIME OF DAY	
1 -	54.679	56.543	1:51.222 (1)	80.50		14:24:28.189	
2 -	52.846	IN PIT	1:58.299 P	75.69	7.077	14:26:26.488	
3 -	OUTLAP	55.993	3:13.899	46.18	1:22.677	14:29:40.387	
4 -	54.584	IN PIT	2:03.120 P	72.72	11.898	14:31:43.507	

BMCRC - MRO Championships - Rnd 3 @ Donington Park GP

Marin British Sidecar Championship

QUALIFYING - STATISTICS

Competitors Started 23
Planned Start 2026-05-09 @ 13:20:00.000
Actual Start 2026-05-09 @ 14:22:12.173
Finish Time 2026-05-09 @ 14:34:15.648
Track Length 2.4873mi.
Total Laps 138
Total Distance Covered 343.2541mi.

Session Fastest Lap History

NO	CL	NAME	LAP TIME	TIME OF DAY	LAP	VEHICLE
5	GP	R.BIGGS / F.SEGERS	1:42.948	14:24:01.605	1	LCR Yamaha
16	GP	B.BIRCHALL / M.WILKES	1:42.138	14:24:11.003	1	RYDE Honda
5	GP	R.BIGGS / F.SEGERS	1:39.540	14:25:41.145	2	LCR Yamaha
1	GP	L.BLACKSTOCK / O.LAWRENCE	1:39.099	14:25:47.198	2	LCR Yamaha
16	GP	B.BIRCHALL / M.WILKES	1:38.731	14:25:49.734	2	RYDE Honda
1	GP	L.BLACKSTOCK / O.LAWRENCE	1:36.859	14:27:24.057	3	LCR Yamaha
1	GP	L.BLACKSTOCK / O.LAWRENCE	1:36.453	14:29:00.510	4	LCR Yamaha

Flag History

TYPE	TIME OF DAY
GREEN	14:22:12.173
FINISH	14:34:15.648

Flag Statistics

TYPE	COUNT	TOTAL LAPS	TOTAL TIME
Green	1	8	14:27.406
Red	0	0	0.000
Safety Car	0	0	0.000
FCY	0	0	0.000

BMCRC - MRO Championships - Rnd 3 @ Donington Park GP

Marin British Sidecar Championship

QUALIFYING - STATISTICS

CLASS : GP

4 Starters

Fastest Lap History

NO	NAME	LAP TIME	TIME OF DAY	LAP	VEHICLE
5	R.BIGGS / F.SEGERS	1:42.948	14:24:01.605	1	LCR Yamaha
16	B.BIRCHALL / M.WILKES	1:42.138	14:24:11.003	1	RYDE Honda
5	R.BIGGS / F.SEGERS	1:39.540	14:25:41.145	2	LCR Yamaha
1	L.BLACKSTOCK / O.LAWRENCE	1:39.099	14:25:47.198	2	LCR Yamaha
16	B.BIRCHALL / M.WILKES	1:38.731	14:25:49.734	2	RYDE Honda
1	L.BLACKSTOCK / O.LAWRENCE	1:36.859	14:27:24.057	3	LCR Yamaha
1	L.BLACKSTOCK / O.LAWRENCE	1:36.453	14:29:00.510	4	LCR Yamaha

BMCRC - MRO Championships - Rnd 3 @ Donington Park GP

Marin British Sidecar Championship

QUALIFYING - STATISTICS

CLASS : CUP

10 Starters

Fastest Lap History

NO	NAME	LAP TIME	TIME OF DAY	LAP	VEHICLE
18	P.BELL / P.HYDE	1:45.795	14:24:07.795	1	LCR Yamaha
60	B.HOLLAND / W.STEVENS	1:45.021	14:24:09.824	1	RYDE Yamaha
18	P.BELL / P.HYDE	1:41.159	14:25:48.954	2	LCR Yamaha
18	P.BELL / P.HYDE	1:40.442	14:27:29.396	3	LCR Yamaha
18	P.BELL / P.HYDE	1:40.205	14:29:09.601	4	LCR Yamaha

BMCRC - MRO Championships - Rnd 3 @ Donington Park GP

Marin British Sidecar Championship

QUALIFYING - STATISTICS

CLASS : F2

8 Starters

Fastest Lap History

NO	NAME	LAP TIME	TIME OF DAY	LAP	VEHICLE
99	S.RAMSDEN / M.RAMSDEN	1:50.577	14:24:29.489	1	LCR Honda
72	P.FOUNDS / J.WALMSLEY	1:47.799	14:24:38.515	1	LCF Honda
99	S.RAMSDEN / M.RAMSDEN	1:47.326	14:26:16.815	2	LCR Honda
72	P.FOUNDS / J.WALMSLEY	1:43.791	14:26:22.306	2	LCF Honda
72	P.FOUNDS / J.WALMSLEY	1:42.373	14:28:04.679	3	LCF Honda
72	P.FOUNDS / J.WALMSLEY	1:41.774	14:29:46.453	4	LCF Honda
96	J.SAUNDERS / R.COPPOCK	1:41.536	14:31:33.784	5	LCR Yamaha

BMCRC - MRO Championships - Rnd 3 @ Donington Park GP

Marin British Sidecar Championship

QUALIFYING - STATISTICS

CLASS : WC

1 Starters

Fastest Lap History

NO	NAME	LAP TIME	TIME OF DAY	LAP	VEHICLE
11	S.GILBERT / J.JAMES	1:50.463	14:24:42.409	1	RYDE Yamaha
11	S.GILBERT / J.JAMES	1:43.985	14:26:26.394	2	RYDE Yamaha
11	S.GILBERT / J.JAMES	1:43.834	14:28:10.228	3	RYDE Yamaha

BMCRC - MRO Championships - Rnd 3 @ Donington Park GP

Marin British Sidecar Championship

RACE 15 - GRID (10 Laps)



ROW 12	1		1		34	3	R.CROWE / C.CROWE
			1:51.222				
ROW 11		33	2	J.HOLDEN / P.KNAPTON	32		1:47.739
					31	42	C.CURRIE / J.SHARP
ROW 10	30	38	C.MOSS / K.HAUXWELL	29		28	15
			1:47.704				1:46.549
							S.BAINBOROUGH / D.RUDLAND
ROW 9		27	9	D.GIBSON / S.STOKOE	26		1:45.678
					25	13	M.HEGARTY / A.LUDLOW
ROW 8	24	7	B.GRAY / F.MULDOON	23		22	99
			1:44.868				1:44.551
							S.RAMSDEN / M.RAMSDEN
ROW 7		21	4	A.PEACH / J.HOPE	20		1:44.202
					19	14	E.WAKEY / B.HUGHES
ROW 6	18	11	S.GILBERT / J.JAMES	17		16	60
			1:43.834				1:42.674
							B.HOLLAND / W.STEVENS
ROW 5		15	74	P.FARRANCE / C.PARKIN	14		1:42.622
					13	72	P.FOUNDS / J.WALMSLEY
ROW 4	12	96	J.SAUNDERS / R.COPPOCK	11		10	26
			1:41.536				1:41.223
							R.ATKINSON / S.COLBROOK
ROW 3		9	33	S.HEGARTY / J.KNAPTON	8		1:40.975
					7	18	P.BELL / P.HYDE
ROW 2	6	5	R.BIGGS / F.SEGERS	5		4	29
			1:39.194				1:38.713
							S.KERSHAW / R.GIBBONS
ROW 1		3	16	B.BIRCHALL / M.WILKES	2		1:37.163
					1	1	L.BLACKSTOCK / O.LAWRENCE
							Pole

These results are provisional until the conclusion of any judicial and technical matters.

Donington Park GP: 2.4873 miles

Clerk Of Course: Den Grant / Caroline Dapre

Timekeeper: Richard Evans



Results can be found at www.tsl-timing.com

Printed - 14:39 Saturday, 09 May 2026



BMCRC - MRO Championships - Rnd 3 @ Donington Park GP

Marin British Sidecar Championship

RACE 15 - CLASSIFICATION

Race Distance: 8 Laps / 19.89 miles



POS	NO	CL	PIC	NAME	NAT	ENTRY	LAPS	TIME	GAP	DIFF	MPH	BEST	ON	GRD	↑↓
1	1	GP	1	L.BLACKSTOCK / O.LAWRENC	GBR	LCR Yamaha - DHR / DAO Racing	8	13:01.504			91.48	1:36.149	7	1	0
2	16	GP	2	B.BIRCHALL / M.WILKES	GBR	RYDE Honda - Birchall 16 Ltd	8	13:12.039	10.535	10.535	90.27	1:37.230	4	2	0
3	5	GP	3	R.BIGGS / F.SEGERS	GBR	LCR Yamaha - Express Tyre Service / Santander Salt	8	13:23.295	21.791	11.256	89.00	1:39.242	8	4	1
4	18	CUP	1	P.BELL / P.HYDE	GBR	LCR Yamaha - Bell Racing	8	13:26.066	24.562	2.771	88.70	1:39.343	7	5	1
5	96	F2	1	J.SAUNDERS / R.COPPOCK	GBR	LCR Yamaha - Manor Park Classics	8	13:35.615	34.111	9.549	87.66	1:40.817	3	8	3
6	26	CUP	2	R.ATKINSON / S.COLBROOK	GBR	ARS Yamaha - RAF Sidecar Team Powered By Mecsia	8	13:36.316	34.812	0.701	87.58	1:40.608	4	7	1
7	60	CUP	3	B.HOLLAND / W.STEVENS	GBR	RYDE Yamaha - Assured Office Solutions WPS	8	13:56.062	54.558	19.746	85.51	1:42.495	2	11	4
8	99*	F2	2	S.RAMSDEN / M.RAMSDEN	GBR	LCR Honda - Ramsden Racing	8	14:02.035	1:00.531	5.973	84.91	1:42.769	4	15	7
9	9*	F2	3	D.GIBSON / S.STOKOE	GBR	CES KTM - Gibson Racing	8	14:07.530	1:06.026	5.495	84.36	1:43.086	6	18	9
10	4	CUP	4	A.PEACH / J.HOPE	GBR	LCR Triumph - LifeSafety Motorsport	8	14:07.835	1:06.331	0.305	84.33	1:43.920	7	14	4
11	13	F2	4	M.HEGARTY / A.LUDLOW	GBR	BAKER Suzuki - Hegarty Racing	8	14:12.221	1:10.717	4.386	83.89	1:45.083	6	17	6
12	15	F2	5	S.BAINBOROUGH / D.RUDLAN	IMN	BAKER Suzuki -	8	14:13.986	1:12.482	1.765	83.72	1:45.244	6	19	7
13	38	CUP	5	C.MOSS / K.HAUZWELL	GBR	LCR Triumph - LifeSafety Motorsport/CMR/The Hoistpital	8	14:28.012	1:26.508	14.026	82.37	1:45.672	3	20	7
14	29	GP	4	S.KERSHAW / R.GIBBONS	GBR	LCR Triumph - Express Tyre Service	7	14:20.164	1 Lap	1 Lap	72.71	1:37.924	3	3	-11

NOT CLASSIFIED

DNF	7	CUP		B.GRAY / F.MULDOON	GBR	LCR Yamaha - Brian Gray PowerBiking	7	12:32.920	1 Lap		83.06	1:44.629	4	16	
DNF	33	CUP		S.HEGARTY / J.KNAPTON	GBR	RYDE Suzuki - Sean Hegarty Ltd / Express Tyres	4	6:57.943	4 Laps	3 Laps	85.37	1:40.182	3	6	
DNF	72	F2		P.FOUNDS / J.WALMSLEY	GBR	LCF Honda - Team Founds Racing 72	1	1:48.698	7 Laps	3 Laps	81.12			9	
DNF	3	F2		R.CROWE / C.CROWE	IMN	LCR Honda - OPUL / Kel Properties	0							23	

NOT STARTED

NS	74	CUP		P.FARRANCE / C.PARKIN	GBR	LCR Yamaha - DKY KCP R&M Motorsport									10
NS	11	WC		S.GILBERT / J.JAMES	GBR	RYDE Yamaha - G Force Racing									12
NS	14	CUP		E.WAKEY / B.HUGHES	GBR	RYDE Yamaha - Assured Office Solutions									13
NS	42	F2		C.CURRIE / J.SHARP	GBR	LCR Honda - Sharp Solutions									21
NS	2	CUP		J.HOLDEN / P.KNAPTON	GBR	RYDE Triumph - SSD Stainless Steel Designs									22

FASTEST LAP

1	GP			L.BLACKSTOCK / O.LAWRENC	GBR	LCR Yamaha - DHR / DAO Racing	7	1:36.149			93.13 mph		149.87 kph	
18	CUP			P.BELL / P.HYDE	GBR	LCR Yamaha - Bell Racing	7	1:39.343			90.13 mph		145.06 kph	
96	F2			J.SAUNDERS / R.COPPOCK	GBR	LCR Yamaha - Manor Park Classics	3	1:40.817			88.81 mph		142.94 kph	

#99 - 3 Second penalty - Track Limits.

#9 - 9 Second penalty - Track Limits x3.

Class GP - 92.5% of Race Speed = 84.61 mph

Class CUP - 92.5% of Race Speed = 82.04 mph

Class F2 - 92.5% of Race Speed = 81.08 mph

Weather / Track : Cloudy / Dry

These results are provisional until the conclusion of any judicial and technical matters.

Date: 09/05/2026 Start: 17:49 Finish: 18:02

Donington Park GP: 2.4873 miles

Clerk Of Course: Den Grant / Caroline Dapre

Timekeeper: Richard Evans



Results can be found at www.tsl-timing.com

Printed - 18:09 Saturday, 09 May 2026



BMCRC - MRO Championships - Rnd 3 @ Donington Park GP

Marin British Sidecar Championship

RACE 15 - LAP CHART

LAP 1 @ 17:50:53.813

NO	BEHIND	LAP TIME
16		1:42.927
1	0.410	1:43.337
29	1.039	1:43.966
18	2.500	1:45.427
5	2.594	1:45.521
33	3.163	1:46.090
96	4.564	1:47.491
26	4.716	1:47.643
60	5.356	1:48.283
72	5.771	1:48.698 P
9	6.743	1:49.670
4	6.923	1:49.850
7	7.661	1:50.588
99	8.203	1:51.130
15	9.100	1:52.027
13	9.438	1:52.365
38	10.273	1:53.200

LAP 2 @ 17:52:31.683

NO	BEHIND	LAP TIME
1		1:37.460
16	0.611	1:38.481
29	1.128	1:37.959
5	4.765	1:40.041
18	5.260	1:40.630
33	6.198	1:40.905
96	7.655	1:40.961
26	8.869	1:42.023
60	9.981	1:42.495
4	13.396	1:44.343
9	14.353	1:45.480
99	14.564	1:44.231
7	15.641	1:45.850
15	17.222	1:45.992
13	17.705	1:46.137
38	18.401	1:45.998

LAP 3 @ 17:54:08.555

NO	BEHIND	LAP TIME
1		1:36.872
16	1.600	1:37.861
29	2.180	1:37.924
5	7.856	1:39.963
18	8.331	1:39.943
33	9.508	1:40.182
96	11.600	1:40.817
26	12.813	1:40.816
60	15.836	1:42.727
4	20.602	1:44.078
99	21.388	1:43.696
9	22.694	1:45.213
7	23.629	1:44.860
15	25.942	1:45.592
13	26.730	1:45.897
38	27.201	1:45.672

LAP 4 @ 17:55:45.307

NO	BEHIND	LAP TIME
1		1:36.752
16	2.078	1:37.230
29	8.702	1:43.274 P

5	11.094	1:39.990
18	11.455	1:39.876
96	16.018	1:41.170
26	16.669	1:40.608
60	21.933	1:42.849
33	23.522	1:50.766 P
99	27.405	1:42.769
9	29.795	1:43.853
7	31.506	1:44.629
15	34.682	1:45.492
13	35.351	1:45.373
4	35.611	1:51.761
38	37.993	1:47.544

LAP 5 @ 17:57:21.958

NO	BEHIND	LAP TIME
1		1:36.651
16	3.787	1:38.360
5	14.148	1:39.705
18	14.616	1:39.812
96	20.890	1:41.523
26	21.847	1:41.829
60	28.647	1:43.365
99	35.160	1:44.406
9	36.792	1:43.648
7	39.617	1:44.762
15	43.366	1:45.335
13	44.156	1:45.456
4	44.212	1:45.252
38	49.021	1:47.679

LAP 6 @ 17:58:58.400

NO	BEHIND	LAP TIME
1		1:36.442
16	6.065	1:38.720
5	17.283	1:39.577
18	17.760	1:39.586
96	25.790	1:41.342
26	26.217	1:40.812
60	36.812	1:44.607
99	42.315	1:43.597
9	43.436	1:43.086
7	48.010	1:44.835
15	52.168	1:45.244
4	52.311	1:44.541
13	52.797	1:45.083
38	1:02.298	1:49.719
29	1 Lap	4:19.841

LAP 7 @ 18:00:34.549

NO	BEHIND	LAP TIME
1		1:36.149
16	8.675	1:38.759
5	20.390	1:39.256
18	20.954	1:39.343
96	30.870	1:41.229
26	31.511	1:41.443
60	45.720	1:45.057
99	50.001	1:43.835
9	50.432	1:43.145
4	1:00.082	1:43.920
13	1:02.763	1:46.115
15	1:03.274	1:47.255
7	1:09.257	1:57.396 P

38	1:15.404	1:49.255
29	1 Lap	1:38.543

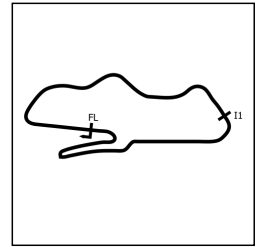
LAP 8 @ 18:02:12.390

NO	BEHIND	LAP TIME
1		1:37.841
16	10.535	1:39.701
5	21.791	1:39.242
18	24.562	1:41.449
96	34.111	1:41.082
26	34.812	1:41.142
60	54.558	1:46.679
9	57.026	1:44.435
99	57.531	1:45.371
4	1:06.331	1:44.090
13	1:10.717	1:45.795
15	1:12.482	1:47.049
29	1 Lap	1:38.657
38	1:26.508	1:48.945

BMCRC - MRO Championships - Rnd 3 @ Donington Park GP

Marin British Sidecar Championship

RACE 15 - SECTOR ANALYSIS



SECTOR 1 = FL to I1, SECTOR 2 = I1 to FL, DIFF = Difference To Personal Best Lap, P = Crossed Finish Line in Pit Lane, D = Time Disallowed

P1		1 GP		L.BLACKSTOCK / O.LAWRENCE		LCR Yamaha - DHR / DAO Racing	
IDEAL LAP TIME : 1:36.101		BEST LAP TIME : 1:36.149		DIFFERENCE : 0.048			
LAP	SECTOR 1	SECTOR 2	LAP TIME	MPH	DIFF	TIME OF DAY	
1 -			1:43.337	86.65	7.188	17:50:54.223	
2 -	47.055	50.405	1:37.460	91.87	1.311	17:52:31.683	
3 -	46.945	49.927	1:36.872	92.43	0.723	17:54:08.555	
4 -	47.036	49.716	1:36.752	92.55	0.603	17:55:45.307	
5 -	46.568	50.083	1:36.651 (3)	92.64	0.502	17:57:21.958	
6 -	46.761	49.681	1:36.442 (2)	92.84	0.293	17:58:58.400	
7 -	46.616	49.533	1:36.149 (1)	93.13		18:00:34.549	
8 -	47.011	50.830	1:37.841	91.52	1.692	18:02:12.390	

P2		16 GP		B.BIRCHALL / M.WILKES		RYDE Honda - Birchall 16 Ltd	
IDEAL LAP TIME : 1:37.230		BEST LAP TIME : 1:37.230		DIFFERENCE : 0.000			
LAP	SECTOR 1	SECTOR 2	LAP TIME	MPH	DIFF	TIME OF DAY	
1 -			1:42.927	86.99	5.697	17:50:53.813	
2 -	48.109	50.372	1:38.481	90.92	1.251	17:52:32.294	
3 -	47.418	50.443	1:37.861 (2)	91.50	0.631	17:54:10.155	
4 -	47.310	49.920	1:37.230 (1)	92.09		17:55:47.385	
5 -	47.549	50.811	1:38.360 (3)	91.03	1.130	17:57:25.745	
6 -	47.765	50.955	1:38.720	90.70	1.490	17:59:04.465	
7 -	47.727	51.032	1:38.759	90.66	1.529	18:00:43.224	
8 -	48.116	51.585	1:39.701	89.81	2.471	18:02:22.925	

P3		5 GP		R.BIGGS / F.SEGERS		LCR Yamaha - Express Tyre Service / Santander Salt	
IDEAL LAP TIME : 1:39.212		BEST LAP TIME : 1:39.242		DIFFERENCE : 0.030			
LAP	SECTOR 1	SECTOR 2	LAP TIME	MPH	DIFF	TIME OF DAY	
1 -			1:45.521	84.85	6.279	17:50:56.407	
2 -	48.788	51.253	1:40.041	89.50	0.799	17:52:36.448	
3 -	48.393	51.570	1:39.963	89.57	0.721	17:54:16.411	
4 -	48.384	51.606	1:39.990	89.55	0.748	17:55:56.401	
5 -	48.164	51.541	1:39.705	89.80	0.463	17:57:36.106	
6 -	48.214	51.363	1:39.577 (3)	89.92	0.335	17:59:15.683	
7 -	48.160	51.096	1:39.256 (2)	90.21	0.014	18:00:54.939	
8 -	48.116	51.126	1:39.242 (1)	90.22		18:02:34.181	

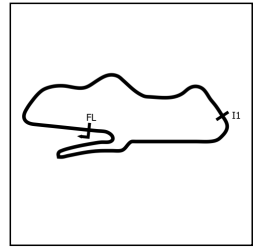
P4		18 CUP		P.BELL / P.HYDE		LCR Yamaha - Bell Racing	
IDEAL LAP TIME : 1:39.343		BEST LAP TIME : 1:39.343		DIFFERENCE : 0.000			
LAP	SECTOR 1	SECTOR 2	LAP TIME	MPH	DIFF	TIME OF DAY	
1 -			1:45.427	84.93	6.084	17:50:56.313	
2 -	49.079	51.551	1:40.630	88.98	1.287	17:52:36.943	
3 -	48.345	51.598	1:39.943	89.59	0.600	17:54:16.886	
4 -	48.315	51.561	1:39.876	89.65	0.533	17:55:56.762	
5 -	48.238	51.574	1:39.812 (3)	89.71	0.469	17:57:36.574	
6 -	48.122	51.464	1:39.586 (2)	89.91	0.243	17:59:16.160	
7 -	47.911	51.432	1:39.343 (1)	90.13		18:00:55.503	
8 -	48.624	52.825	1:41.449	88.26	2.106	18:02:36.952	

P5		96 F2		J.SAUNDERS / R.COPPOCK		LCR Yamaha - Manor Park Classics	
IDEAL LAP TIME : 1:40.791		BEST LAP TIME : 1:40.817		DIFFERENCE : 0.026			
LAP	SECTOR 1	SECTOR 2	LAP TIME	MPH	DIFF	TIME OF DAY	
1 -			1:47.491	83.30	6.674	17:50:58.377	
2 -	48.271	52.690	1:40.961 (2)	88.69	0.144	17:52:39.338	
3 -	48.163	52.654	1:40.817 (1)	88.81		17:54:20.155	
4 -	48.137	53.033	1:41.170	88.50	0.353	17:56:01.325	
5 -	48.774	52.749	1:41.523	88.20	0.706	17:57:42.848	
6 -	48.405	52.937	1:41.342	88.35	0.525	17:59:24.190	
7 -	48.184	53.045	1:41.229	88.45	0.412	18:01:05.419	
8 -	48.332	52.750	1:41.082 (3)	88.58	0.265	18:02:46.501	

BMCRC - MRO Championships - Rnd 3 @ Donington Park GP

Marin British Sidecar Championship

RACE 15 - SECTOR ANALYSIS



SECTOR 1 = FL to I1, SECTOR 2 = I1 to FL, DIFF = Difference To Personal Best Lap, P = Crossed Finish Line in Pit Lane, D = Time Disallowed

P6 26 CUP		R.ATKINSON / S.COLBROOK		ARS Yamaha - RAF Sidecar Team Powered By Mecsis			
IDEAL LAP TIME : 1:40.448		BEST LAP TIME : 1:40.608		DIFFERENCE : 0.160			
LAP	SECTOR 1	SECTOR 2	LAP TIME	MPH	DIFF	TIME OF DAY	
1 -			1:47.643	83.18	7.035	17:50:58.529	
2 -	49.494	52.529	1:42.023	87.76	1.415	17:52:40.552	
3 -	48.707	52.109	1:40.816 (3)	88.81	0.208	17:54:21.368	
4 -	48.494	52.114	1:40.608 (1)	89.00		17:56:01.976	
5 -	48.792	53.037	1:41.829	87.93	1.221	17:57:43.805	
6 -	48.339	52.473	1:40.812 (2)	88.82	0.204	17:59:24.617	
7 -	49.020	52.423	1:41.443	88.27	0.835	18:01:06.060	
8 -	48.425	52.717	1:41.142	88.53	0.534	18:02:47.202	

P7 60 CUP		B.HOLLAND / W.STEVENS		RYDE Yamaha - Assured Office Solutions WPS			
IDEAL LAP TIME : 1:42.320		BEST LAP TIME : 1:42.495		DIFFERENCE : 0.175			
LAP	SECTOR 1	SECTOR 2	LAP TIME	MPH	DIFF	TIME OF DAY	
1 -			1:48.283	82.69	5.788	17:50:59.169	
2 -	49.615	52.880	1:42.495 (1)	87.36		17:52:41.664	
3 -	49.440	53.287	1:42.727 (2)	87.16	0.232	17:54:24.391	
4 -	49.498	53.351	1:42.849 (3)	87.06	0.354	17:56:07.240	
5 -	50.089	53.276	1:43.365	86.62	0.870	17:57:50.605	
6 -	50.010	54.597	1:44.607	85.60	2.112	17:59:35.212	
7 -	50.839	54.218	1:45.057	85.23	2.562	18:01:20.269	
8 -	51.143	55.536	1:46.679	83.93	4.184	18:03:06.948	

P8 99 F2		S.RAMSDEN / M.RAMSDEN		LCR Honda - Ramsden Racing			
IDEAL LAP TIME : 1:42.769		BEST LAP TIME : 1:42.769		DIFFERENCE : 0.000			
LAP	SECTOR 1	SECTOR 2	LAP TIME	MPH	DIFF	TIME OF DAY	
1 -			1:51.130	80.57	8.361	17:51:02.016	
2 -	50.842	53.389	1:44.231	85.90	1.462	17:52:46.247	
3 -	50.162	53.534	1:43.696 (3)	86.35	0.927	17:54:29.943	
4 -	49.575	53.194	1:42.769 (1)	87.13		17:56:12.712	
5 -	50.274	54.132	1:44.406	85.76	1.637	17:57:57.118	
6 -	49.967	53.630	1:43.597 (2)	86.43	0.828	17:59:40.715	
7 -	50.421	53.414	1:43.835	86.23	1.066	18:01:24.550	
8 -	50.525	54.846	1:45.371	84.98	2.602	18:03:09.921	

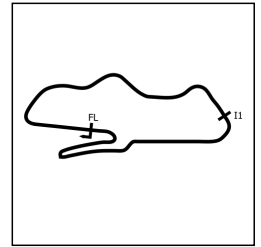
P9 9 F2		D.GIBSON / S.STOKOE		CES KTM - Gibson Racing			
IDEAL LAP TIME : 1:42.986		BEST LAP TIME : 1:43.086		DIFFERENCE : 0.100			
LAP	SECTOR 1	SECTOR 2	LAP TIME	MPH	DIFF	TIME OF DAY	
1 -			1:49.670	81.64	6.584	17:51:00.556	
2 -	51.570	53.910	1:45.480	84.89	2.394	17:52:46.036	
3 -	50.917	54.296	1:45.213	85.10	2.127	17:54:31.249	
4 -	49.752	54.101	1:43.853	86.22	0.767	17:56:15.102	
5 -	49.776	53.872	1:43.648 (3)	86.39	0.562	17:57:58.750	
6 -	49.497	53.589	1:43.086 (1)	86.86		17:59:41.836	
7 -	49.656	53.489	1:43.145 (2)	86.81	0.059	18:01:24.981	
8 -	50.627	53.808	1:44.435	85.74	1.349	18:03:09.416	

P10 4 CUP		A.PEACH / J.HOPE		LCR Triumph - LifeSafety Motorsport			
IDEAL LAP TIME : 1:43.153		BEST LAP TIME : 1:43.920		DIFFERENCE : 0.767			
LAP	SECTOR 1	SECTOR 2	LAP TIME	MPH	DIFF	TIME OF DAY	
1 -			1:49.850	81.51	5.930	17:51:00.736	
2 -	51.076	53.267	1:44.343	85.81	0.423	17:52:45.079	
3 -	50.640	53.438	1:44.078 (2)	86.03	0.158	17:54:29.157	
4 -	49.886	1:01.875	1:51.761	80.12	7.841	17:56:20.918	
5 -	51.106	54.146	1:45.252	85.07	1.332	17:58:06.170	
6 -	50.632	53.909	1:44.541	85.65	0.621	17:59:50.711	
7 -	50.092	53.828	1:43.920 (1)	86.16		18:01:34.631	
8 -	50.246	53.844	1:44.090 (3)	86.02	0.170	18:03:18.721	

BMCRC - MRO Championships - Rnd 3 @ Donington Park GP

Marin British Sidecar Championship

RACE 15 - SECTOR ANALYSIS



SECTOR 1 = FL to I1, SECTOR 2 = I1 to FL, DIFF = Difference To Personal Best Lap, P = Crossed Finish Line in Pit Lane, D = Time Disallowed

P11 13 F2		M.HEGARTY / A.LUDLOW		BAKER Suzuki - Hegarty Racing		
IDEAL LAP TIME : 1:44.935		BEST LAP TIME : 1:45.083		DIFFERENCE : 0.148		
LAP	SECTOR 1	SECTOR 2	LAP TIME	MPH	DIFF	TIME OF DAY
1 -			1:52.365	79.69	7.282	17:51:03.251
2 -	51.395	54.742	1:46.137	84.36	1.054	17:52:49.388
3 -	51.285	54.612	1:45.897	84.55	0.814	17:54:35.285
4 -	50.520	54.853	1:45.373 (2)	84.97	0.290	17:56:20.658
5 -	50.975	54.481	1:45.456 (3)	84.91	0.373	17:58:06.114
6 -	50.454	54.629	1:45.083 (1)	85.21		17:59:51.197
7 -	51.288	54.827	1:46.115	84.38	1.032	18:01:37.312
8 -	50.867	54.928	1:45.795	84.63	0.712	18:03:23.107

P12 15 F2		S.BAINBOROUGH / D.RUDLAND		BAKER Suzuki -		
IDEAL LAP TIME : 1:44.970		BEST LAP TIME : 1:45.244		DIFFERENCE : 0.274		
LAP	SECTOR 1	SECTOR 2	LAP TIME	MPH	DIFF	TIME OF DAY
1 -			1:52.027	79.93	6.783	17:51:02.913
2 -	51.202	54.790	1:45.992	84.48	0.748	17:52:48.905
3 -	51.284	54.308	1:45.592	84.80	0.348	17:54:34.497
4 -	50.662	54.830	1:45.492 (3)	84.88	0.248	17:56:19.989
5 -	50.829	54.506	1:45.335 (2)	85.00	0.091	17:58:05.324
6 -	50.786	54.458	1:45.244 (1)	85.08		17:59:50.568
7 -	51.524	55.731	1:47.255	83.48	2.011	18:01:37.823
8 -	50.762	56.287	1:47.049	83.64	1.805	18:03:24.872

P13 38 CUP		C.MOSS / K.HAUZWELL		LCR Triumph - LifeSafety Motorsport/CMR/The Hoistpital		
IDEAL LAP TIME : 1:45.656		BEST LAP TIME : 1:45.672		DIFFERENCE : 0.016		
LAP	SECTOR 1	SECTOR 2	LAP TIME	MPH	DIFF	TIME OF DAY
1 -			1:53.200	79.10	7.528	17:51:04.086
2 -	51.142	54.856	1:45.998 (2)	84.47	0.326	17:52:50.084
3 -	50.800	54.872	1:45.672 (1)	84.73		17:54:35.756
4 -	51.511	56.033	1:47.544 (3)	83.26	1.872	17:56:23.300
5 -	52.027	55.652	1:47.679	83.15	2.007	17:58:10.979
6 -	53.146	56.573	1:49.719	81.61	4.047	18:00:00.698
7 -	52.846	56.409	1:49.255	81.95	3.583	18:01:49.953
8 -	52.918	56.027	1:48.945	82.19	3.273	18:03:38.898

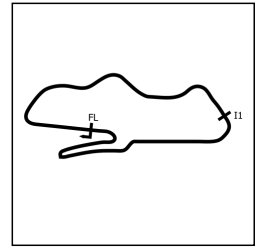
P14 29 GP		S.KERSHAW / R.GIBBONS		LCR Triumph - Express Tyre Service		
IDEAL LAP TIME : 1:37.659		BEST LAP TIME : 1:37.924		DIFFERENCE : 0.265		
LAP	SECTOR 1	SECTOR 2	LAP TIME	MPH	DIFF	TIME OF DAY
1 -			1:43.966	86.12	6.042	17:50:54.852
2 -	47.555	50.404	1:37.959 (2)	91.41	0.035	17:52:32.811
3 -	47.359	50.565	1:37.924 (1)	91.44		17:54:10.735
4 -	47.255	IN PIT	1:43.274 P	86.70	5.350	17:55:54.009
5 -	OUTLAP	51.504	4:19.841	34.46	2:41.917	18:00:13.850
6 -	47.511	51.032	1:38.543 (3)	90.86	0.619	18:01:52.393
7 -	48.015	50.642	1:38.657	90.76	0.733	18:03:31.050

P15 7 CUP		B.GRAY / F.MULDOON		LCR Yamaha - Brian Gray PowerBiking		
IDEAL LAP TIME : 1:44.054		BEST LAP TIME : 1:44.629		DIFFERENCE : 0.575		
LAP	SECTOR 1	SECTOR 2	LAP TIME	MPH	DIFF	TIME OF DAY
1 -			1:50.588	80.97	5.959	17:51:01.474
2 -	52.003	53.847	1:45.850	84.59	1.221	17:52:47.324
3 -	50.857	54.003	1:44.860	85.39	0.231	17:54:32.184
4 -	50.390	54.239	1:44.629 (1)	85.58		17:56:16.813
5 -	50.231	54.531	1:44.762 (2)	85.47	0.133	17:58:01.575
6 -	50.207	54.628	1:44.835 (3)	85.41	0.206	17:59:46.410
7 -	51.696	IN PIT	1:57.396 P	76.27	12.767	18:01:43.806

BMCRC - MRO Championships - Rnd 3 @ Donington Park GP

Marin British Sidecar Championship

RACE 15 - SECTOR ANALYSIS



SECTOR 1 = FL to I1, SECTOR 2 = I1 to FL, DIFF = Difference To Personal Best Lap, P = Crossed Finish Line in Pit Lane, D = Time Disallowed

P16		33 CUP		S.HEGARTY / J.KNAPTON		RYDE Suzuki - Sean Hegarty Ltd / Express Tyres	
IDEAL LAP TIME : 1:39.913		BEST LAP TIME : 1:40.182		DIFFERENCE : 0.269			
LAP	SECTOR 1	SECTOR 2	LAP TIME	MPH	DIFF	TIME OF DAY	
1 -			1:46.090	84.40	5.908	17:50:56.976	
2 -	48.760	52.145	1:40.905 (2)	88.74	0.723	17:52:37.881	
3 -	48.128	52.054	1:40.182 (1)	89.38		17:54:18.063	
4 -	47.859	IN PIT	1:50.766 P	80.84	10.584	17:56:08.829	

P17		72 F2		P.FOUNDS / J.WALMSLEY		LCF Honda - Team Founds Racing 72	
IDEAL LAP TIME :		BEST LAP TIME :		DIFFERENCE :			
LAP	SECTOR 1	SECTOR 2	LAP TIME	MPH	DIFF	TIME OF DAY	
1 -		IN PIT	1:48.698 P	82.37		17:50:59.584	

BMCRC - MRO Championships - Rnd 3 @ Donington Park GP

Marin British Sidecar Championship

RACE 15 - BEST SECTORS

POS	SECTOR 1		SECTOR 2		IDEAL / BEST COMPARISON						
	NO	TIME	NO	TIME	POS	NO	NAME	IDEAL	BEST	DIFF	
								PERFECT LAP	1:36.101		
1	1	46.568	1	49.533	1	1	L.BLACKSTOCK / O.LAWRENCE	1:36.101	1:36.149	0.048	
2	29	47.255	16	49.920	2	16	B.BIRCHALL / M.WILKES	1:37.230	1:37.230	0.000	
3	16	47.310	29	50.404	3	29	S.KERSHAW / R.GIBBONS	1:37.659	1:37.924	0.265	
4	33	47.859	5	51.096	4	5	R.BIGGS / F.SEGERS	1:39.212	1:39.242	0.030	
5	18	47.911	18	51.432	5	18	P.BELL / P.HYDE	1:39.343	1:39.343	0.000	
6	5	48.116	33	52.054	6	33	S.HEGARTY / J.KNAPTON	1:39.913	1:40.182	0.269	
7	96	48.137	26	52.109	7	26	R.ATKINSON / S.COLBROOK	1:40.448	1:40.608	0.160	
8	26	48.339	96	52.654	8	96	J.SAUNDERS / R.COPPOCK	1:40.791	1:40.817	0.026	
9	60	49.440	60	52.880	9	60	B.HOLLAND / W.STEVENS	1:42.320	1:42.495	0.175	
10	9	49.497	99	53.194	10	99	S.RAMSDEN / M.RAMSDEN	1:42.769	1:42.769	0.000	
11	99	49.575	4	53.267	11	9	D.GIBSON / S.STOKOE	1:42.986	1:43.086	0.100	
12	4	49.886	9	53.489	12	4	A.PEACH / J.HOPE	1:43.153	1:43.920	0.767	
13	7	50.207	7	53.847	13	7	B.GRAY / F.MULDOON	1:44.054	1:44.629	0.575	
14	13	50.454	15	54.308	14	13	M.HEGARTY / A.LUDLOW	1:44.935	1:45.083	0.148	
15	15	50.662	13	54.481	15	15	S.BAINBOROUGH / D.RUDLAND	1:44.970	1:45.244	0.274	
16	38	50.800	38	54.856	16	38	C.MOSS / K.HAUZWELL	1:45.656	1:45.672	0.016	
17					17	72	P.FOUNDS / J.WALMSLEY				
18											

BMCRC - MRO Championships - Rnd 3 @ Donington Park GP

Marin British Sidecar Championship

RACE 15 - STATISTICS

Competitors Started	17
Planned Start	2026-05-09 @ 17:00:00.000
Actual Start	2026-05-09 @ 17:49:10.885
Finish Time	2026-05-09 @ 18:02:12.389
Track Length	2.4873mi.
Total Laps	123
Total Distance Covered	305.9439mi.

Session Fastest Lap History

NO	CL	NAME	LAP TIME	TIME OF DAY	LAP	VEHICLE
1	GP	L.BLACKSTOCK / O.LAWRENCE	1:37.460	17:52:31.683	2	LCR Yamaha
1	GP	L.BLACKSTOCK / O.LAWRENCE	1:36.872	17:54:08.555	3	LCR Yamaha
1	GP	L.BLACKSTOCK / O.LAWRENCE	1:36.752	17:55:45.307	4	LCR Yamaha
1	GP	L.BLACKSTOCK / O.LAWRENCE	1:36.651	17:57:21.958	5	LCR Yamaha
1	GP	L.BLACKSTOCK / O.LAWRENCE	1:36.442	17:58:58.400	6	LCR Yamaha
1	GP	L.BLACKSTOCK / O.LAWRENCE	1:36.149	18:00:34.549	7	LCR Yamaha

Session Leader History

NO	CL	NAME	FROM LAP	LAPS LED	DISTANCE	VEHICLE
16	GP	B.BIRCHALL / M.WILKES	1	1	2.44 miles	RYDE Honda
1	GP	L.BLACKSTOCK / O.LAWRENCE	2	7	17.41 miles	LCR Yamaha

Flag History

TYPE	TIME OF DAY
GREEN	17:49:10.885
FINISH	18:02:12.389

Flag Statistics

TYPE	COUNT	TOTAL LAPS	TOTAL TIME
Green	1	8	14:38.834
Red	0	0	0.000
Safety Car	0	0	0.000
FCY	0	0	0.000

BMCRC - MRO Championships - Rnd 3 @ Donington Park GP

Marin British Sidecar Championship

RACE 15 - STATISTICS

CLASS : GP

4 Starters

Fastest Lap History

NO	NAME	LAP TIME	TIME OF DAY	LAP	VEHICLE
1	L.BLACKSTOCK / O.LAWRENCE	1:37.460	17:52:31.683	2	LCR Yamaha
1	L.BLACKSTOCK / O.LAWRENCE	1:36.872	17:54:08.555	3	LCR Yamaha
1	L.BLACKSTOCK / O.LAWRENCE	1:36.752	17:55:45.307	4	LCR Yamaha
1	L.BLACKSTOCK / O.LAWRENCE	1:36.651	17:57:21.958	5	LCR Yamaha
1	L.BLACKSTOCK / O.LAWRENCE	1:36.442	17:58:58.400	6	LCR Yamaha
1	L.BLACKSTOCK / O.LAWRENCE	1:36.149	18:00:34.549	7	LCR Yamaha

Leader History

NO	NAME	FROM LAP	LAPS LED	DISTANCE	VEHICLE
16	B.BIRCHALL / M.WILKES	1	1	2.44 miles	RYDE Honda
1	L.BLACKSTOCK / O.LAWRENCE	2	7	17.41 miles	LCR Yamaha

BMCRC - MRO Championships - Rnd 3 @ Donington Park GP

Marin British Sidecar Championship

RACE 15 - STATISTICS

CLASS : CUP

7 Starters

Fastest Lap History

NO	NAME	LAP TIME	TIME OF DAY	LAP	VEHICLE
18	P.BELL / P.HYDE	1:40.630	17:52:36.943	2	LCR Yamaha
18	P.BELL / P.HYDE	1:39.943	17:54:16.886	3	LCR Yamaha
18	P.BELL / P.HYDE	1:39.876	17:55:56.762	4	LCR Yamaha
18	P.BELL / P.HYDE	1:39.812	17:57:36.574	5	LCR Yamaha
18	P.BELL / P.HYDE	1:39.586	17:59:16.160	6	LCR Yamaha
18	P.BELL / P.HYDE	1:39.343	18:00:55.503	7	LCR Yamaha

Leader History

NO	NAME	FROM LAP	LAPS LED	DISTANCE	VEHICLE
18	P.BELL / P.HYDE	1	8	19.86 miles	LCR Yamaha

BMCRC - MRO Championships - Rnd 3 @ Donington Park GP

Marin British Sidecar Championship

RACE 15 - STATISTICS

CLASS : F2

6 Starters

Fastest Lap History

NO	NAME	LAP TIME	TIME OF DAY	LAP	VEHICLE
96	J.SAUNDERS / R.COPPOCK	1:40.961	17:52:39.338	2	LCR Yamaha
96	J.SAUNDERS / R.COPPOCK	1:40.817	17:54:20.155	3	LCR Yamaha

Leader History

NO	NAME	FROM LAP	LAPS LED	DISTANCE	VEHICLE
96	J.SAUNDERS / R.COPPOCK	1	8	19.86 miles	LCR Yamaha

BMCRC - MRO Championships - Rnd 3 @ Donington Park GP

Marin British Sidecar Championship

RACE 9 - GRID (12 Laps)



ROW 12	1		1		34	2 J.HOLDEN / P.KNAPTON
ROW 11		33	42 C.CURRIE / J.SHARP	32		31 14 E.WAKEY / B.HUGHES
ROW 10	30	11 S.GILBERT / J.JAMES	29		28	74 P.FARRANCE / C.PARKIN
ROW 9		27	3 R.CROWE / C.CROWE	26		25 38 C.MOSS / K.HAUXWELL 1:45.672
ROW 8	24	15 S.BAINBOROUGH / D.RUDLAND 1:45.244	23		22	72 P.FOUNDS / J.WALMSLEY
ROW 7		21	13 M.HEGARTY / A.LUDLOW 1:45.083	20		19 7 B.GRAY / F.MULDOON 1:44.629
ROW 6	18	4 A.PEACH / J.HOPE 1:43.920	17		16	9 D.GIBSON / S.STOKOE 1:43.086
ROW 5		15	99 S.RAMSDEN / M.RAMSDEN 1:42.769	14		13 60 B.HOLLAND / W.STEVENS 1:42.495
ROW 4	12	96 J.SAUNDERS / R.COPPOCK 1:40.817	11		10	26 R.ATKINSON / S.COLBROOK 1:40.608
ROW 3		9	33 S.HEGARTY / J.KNAPTON 1:40.182	8		7 18 P.BELL / P.HYDE 1:39.343
ROW 2	6	5 R.BIGGS / F.SEGERS 1:39.242	5		4	29 S.KERSHAW / R.GIBBONS 1:37.924
ROW 1		3	16 B.BIRCHALL / M.WILKES 1:37.230	2		1 1 L.BLACKSTOCK / O.LAWRENCE 1:36.149 Pole

These results are provisional until the conclusion of any judicial and technical matters.

Donington Park GP: 2.4873 miles

Clerk Of Course: Den Grant / Caroline Dapre

Timekeeper: Richard Evans



Results can be found at www.tsl-timing.com

Printed - 18:13 Saturday, 09 May 2026



BMCRC - MRO Championships - Rnd 3 @ Donington Park GP

Marin British Sidecar Championship

RACE 9 - CLASSIFICATION

Race Distance: 12 Laps / 29.84 miles



POS	NO	CL	PIC	NAME	NAT	ENTRY	LAPS	TIME	GAP	DIFF	MPH	BEST	ON	GRD	↑↓
1	1	GP	1	L.BLACKSTOCK / O.LAWRENCE	GBR	LCR Yamaha - DHR / DAO Racing	12	19:25.504			92.07	1:36.298	7	1	0
2	16	GP	2	B.BIRCHALL / M.WILKES	GBR	RYDE Honda - Birchall 16 Ltd	12	19:38.307	12.803	12.803	91.07	1:37.564	5	2	0
3	29	GP	3	S.KERSHAW / R.GIBBONS	GBR	LCR Triumph - Express Tyre Service	12	19:40.135	14.631	1.828	90.93	1:37.516	10	3	0
4	5	GP	4	R.BIGGS / F.SEGERS	GBR	LCR Yamaha - Express Tyre Service / Santander Salt	12	19:53.987	28.483	13.852	89.88	1:38.504	3	4	0
5	18	CUP	1	P.BELL / P.HYDE	GBR	LCR Yamaha - Bell Racing	12	20:07.659	42.155	13.672	88.86	1:39.727	5	5	0
6	26	CUP	2	R.ATKINSON / S.COLBROOK	GBR	ARS Yamaha - RAF Sidecar Team Powered By Mecsis	12	20:18.990	53.486	11.331	88.03	1:39.597	9	7	1
7	96	F2	1	J.SAUNDERS / R.COPPOCK	GBR	LCR Yamaha - Manor Park Classics	12	20:24.781	59.277	5.791	87.62	1:41.190	11	8	1
8	72	F2	2	P.FOUNDS / J.WALMSLEY	GBR	LCF Honda - Team Founds Racing 72	12	20:25.332	59.828	0.551	87.58	1:40.844	12	15	7
9	2	CUP	3	J.HOLDEN / P.KNAPTON	GBR	RYDE Triumph - SSD Stainless Steel Designs	12	20:25.818	1:00.314	0.486	87.54	1:40.034	12	23	14
10	11	WC	1	S.GILBERT / J.JAMES	GBR	RYDE Yamaha - G Force Racing	12	20:36.993	1:11.489	11.175	86.75	1:41.830	6	20	10
11	3	F2	3	R.CROWE / C.CROWE	IMN	LCR Honda - OPUL / Kel Properties	12	20:44.620	1:19.116	7.627	86.22	1:41.611	12	18	7
12	74	CUP	4	P.FARRANCE / C.PARKIN	GBR	LCR Yamaha - DKY KCP R&M Motorsport	12	20:50.124	1:24.620	5.504	85.84	1:42.355	11	19	7
13	9	F2	4	D.GIBSON / S.STOKOE	GBR	CES KTM - Gibson Racing	12	20:59.328	1:33.824	9.204	85.21	1:43.784	9	11	-2
14	7	CUP	5	B.GRAY / F.MULDOON	GBR	LCR Yamaha - Brian Gray PowerBiking	11	19:25.999	1 Lap	1 Lap	84.35	1:44.914	3	13	-1
15	13	F2	5	M.HEGARTY / A.LUDLOW	GBR	BAKER Suzuki - Hegarty Racing	11	19:35.858	1 Lap	9.859	83.65	1:45.520	3	14	-1
16	99	F2	6	S.RAMSDEN / M.RAMSDEN	GBR	LCR Honda - Ramsden Racing	11	19:43.608	1 Lap	7.750	83.10	1:46.646	9	10	-6

NOT CLASSIFIED

DNF	60	CUP		B.HOLLAND / W.STEVENS	GBR	RYDE Yamaha - Assured Office Solutions WPS	7	12:14.252	5 Laps	4 Laps	85.18	1:43.216	5	9	
DNF	38	CUP		C.MOSS / K.HAUZWELL	GBR	LCR Triumph - LifeSafety Motorsport/CMR/The Hoistpital	7	12:54.208	5 Laps	39.956	80.78	1:48.171	2	17	
DNF	4	CUP		A.PEACH / J.HOPE	GBR	LCR Triumph - LifeSafety Motorsport	4	6:58.051	8 Laps	3 Laps	85.35	1:41.670	4	12	
DNF	15	F2		S.BAINBOROUGH / D.RUDLAN	IMN	BAKER Suzuki -	3	5:29.811	9 Laps	1 Lap	81.03	1:46.034	2	16	
DNF	33	CUP		S.HEGARTY / J.KNAPTON	GBR	RYDE Suzuki - Sean Hegarty Ltd / Express Tyres	1	1:58.016	11 Laps	2 Laps	74.71			6	
DNF	42	F2		C.CURRIE / J.SHARP	GBR	LCR Honda - Sharp Solutions	0								22

NOT STARTED

NS	14	CUP		E.WAKEY / B.HUGHES	GBR	RYDE Yamaha - Assured Office Solutions									21
----	----	-----	--	--------------------	-----	----------------------------------------	--	--	--	--	--	--	--	--	----

FASTEST LAP

1	GP			L.BLACKSTOCK / O.LAWRENCE	GBR	LCR Yamaha - DHR / DAO Racing	7	1:36.298			92.98 mph		149.64 kph
26	CUP			R.ATKINSON / S.COLBROOK	GBR	ARS Yamaha - RAF Sidecar Team Powered By Mecsis	9	1:39.597			89.90 mph		144.69 kph
72	F2			P.FOUNDS / J.WALMSLEY	GBR	LCF Honda - Team Founds Racing 72	12	1:40.844			88.79 mph		142.90 kph
11	WC			S.GILBERT / J.JAMES	GBR	RYDE Yamaha - G Force Racing	6	1:41.830			87.93 mph		141.51 kph

Class GP - 92.5% of Race Speed = 85.16 mph
 Class CUP - 92.5% of Race Speed = 82.19 mph
 Class F2 - 92.5% of Race Speed = 81.04 mph
 Class WC - 92.5% of Race Speed = 80.24 mph

Weather / Track : Cloudy / Dry

These results are provisional until the conclusion of any judicial and technical matters.

Date: 10/05/2026 Start: 12:49 Finish: 13:09
 Donington Park GP: 2.4873 miles

Clerk Of Course: Den Grant / Caroline Dapre

Timekeeper: Richard Evans



Results can be found at www.tsl-timing.com

Printed - 13:13 Sunday, 10 May 2026



BMCRC - MRO Championships - Rnd 3 @ Donington Park GP

Marin British Sidecar Championship

RACE 9 - LAP CHART

LAP 1 @ 12:51:36.903		
NO	BEHIND	LAP TIME
1		1:40.149
16	0.467	1:40.616
29	2.771	1:42.920
5	3.326	1:43.475
18	4.918	1:45.067
26	6.627	1:46.776
72	7.181	1:47.330
96	7.780	1:47.929
9	8.810	1:48.959
60	9.012	1:49.161
11	9.445	1:49.594
15	10.554	1:50.703
4	10.611	1:50.760
7	10.969	1:51.118
2	11.791	1:51.940
99	12.419	1:52.568
3	13.034	1:53.183
74	13.169	1:53.318
13	13.844	1:53.993
38	15.387	1:55.536
33	17.867	1:58.016 P

LAP 2 @ 12:53:13.340		
NO	BEHIND	LAP TIME
1		1:36.437
16	1.808	1:37.778
29	4.173	1:37.839
5	5.565	1:38.676
18	8.561	1:40.080
72	11.617	1:40.873
26	11.800	1:41.610
96	12.725	1:41.382
11	15.927	1:42.919
60	16.507	1:43.932
9	16.989	1:44.616
4	17.042	1:42.868
2	17.641	1:42.287
15	20.151	1:46.034
74	20.207	1:43.475
7	20.990	1:46.458
3	22.340	1:45.743
13	23.775	1:46.368
99	23.998	1:48.016
38	27.121	1:48.171

LAP 3 @ 12:54:49.659		
NO	BEHIND	LAP TIME
1		1:36.319
16	3.106	1:37.617
29	5.658	1:37.804
5	7.750	1:38.504
18	11.997	1:39.755
72	16.808	1:41.510
26	17.065	1:41.584
96	17.840	1:41.434
11	21.923	1:42.315
4	23.476	1:42.753
60	23.667	1:43.479
2	25.913	1:44.591
9	26.144	1:45.474
74	26.620	1:42.732
7	29.585	1:44.914

3	30.089	1:44.068
13	32.976	1:45.520
99	34.471	1:46.792
15	36.906	1:53.074 P
38	39.036	1:48.234

LAP 4 @ 12:56:26.015		
NO	BEHIND	LAP TIME
1		1:36.356
16	4.435	1:37.685
29	7.060	1:37.758
5	10.148	1:38.754
18	15.618	1:39.977
72	22.261	1:41.809
26	22.378	1:41.669
96	23.291	1:41.807
11	27.628	1:42.061
4	28.790	1:41.670
2	30.495	1:40.938
60	30.988	1:43.677
74	33.138	1:42.874
9	34.261	1:44.473
3	36.743	1:43.010
7	38.907	1:45.678
13	42.620	1:46.000
99	45.396	1:47.281
38	51.093	1:48.413

LAP 5 @ 12:58:02.461		
NO	BEHIND	LAP TIME
1		1:36.446
16	5.553	1:37.564
29	8.523	1:37.909
5	13.159	1:39.457
18	18.899	1:39.727
72	27.684	1:41.869
26	27.839	1:41.907
96	28.690	1:41.845
11	33.146	1:41.964
2	34.500	1:40.451
60	37.758	1:43.216
74	40.996	1:44.304
9	42.150	1:44.335
3	42.754	1:42.457
7	48.234	1:45.773
13	51.934	1:45.760
99	55.807	1:46.857
38	1:03.069	1:48.422

LAP 6 @ 12:59:38.822		
NO	BEHIND	LAP TIME
1		1:36.361
16	7.631	1:38.439
29	10.479	1:38.317
5	15.664	1:38.866
18	22.470	1:39.932
72	32.473	1:41.150
26	32.674	1:41.196
96	33.820	1:41.491
11	38.615	1:41.830
2	38.842	1:40.703
60	44.640	1:43.243
3	49.663	1:43.270
74	49.857	1:45.222

9	50.834	1:45.045
7	57.553	1:45.680
13	1:02.029	1:46.456
99	1:06.402	1:46.956
38	1:16.533	1:49.825

LAP 7 @ 13:01:15.120		
NO	BEHIND	LAP TIME
1		1:36.298
16	9.472	1:38.139
29	12.387	1:38.206
5	18.169	1:38.803
18	26.325	1:40.153
26	38.070	1:41.694
72	38.205	1:42.030
96	39.064	1:41.542
2	44.155	1:41.611
11	44.755	1:42.438
3	55.472	1:42.107
60	55.886	1:47.544 P
74	57.983	1:44.424
9	58.823	1:44.287
7	1:06.785	1:45.530
13	1:12.189	1:46.458
99	1:16.783	1:46.679
38	1:35.842	1:55.607 P

LAP 8 @ 13:02:51.658		
NO	BEHIND	LAP TIME
1		1:36.538
16	10.783	1:37.849
29	14.087	1:38.238
5	21.173	1:39.542
18	30.474	1:40.687
26	41.848	1:40.316
72	43.101	1:41.434
96	43.904	1:41.378
2	47.906	1:40.289
11	50.494	1:42.277
3	1:01.379	1:42.445
74	1:04.865	1:43.420
9	1:06.647	1:44.362
7	1:15.490	1:45.243
13	1:21.564	1:45.913
99	1:27.314	1:47.069

LAP 9 @ 13:04:28.683		
NO	BEHIND	LAP TIME
1		1:37.025
16	11.492	1:37.734
29	14.865	1:37.803
5	22.937	1:38.789
18	33.808	1:40.359
26	44.420	1:39.597
72	47.775	1:41.699
96	48.300	1:41.421
2	52.344	1:41.463
11	56.010	1:42.541
3	1:06.365	1:42.011
74	1:10.224	1:42.384
9	1:13.406	1:43.784
7	1:23.457	1:44.992
13	1:31.030	1:46.491
99	1:36.935	1:46.646

LAP 10 @ 13:06:05.985		
NO	BEHIND	LAP TIME
1		1:37.302
16	12.426	1:38.236
29	15.079	1:37.516
5	24.408	1:38.773
18	37.504	1:40.998
26	47.222	1:40.104
96	52.788	1:41.790
72	53.433	1:42.960
2	56.078	1:41.036
11	1:01.695	1:42.987
3	1:11.769	1:42.706
74	1:15.989	1:43.067
9	1:20.466	1:44.362
7	1:31.232	1:45.077

LAP 11 @ 13:07:44.115		
NO	BEHIND	LAP TIME
1		1:38.130
13	1 Lap	1:46.495
99	1 Lap	1:46.904
16	12.232	1:37.936
29	14.840	1:37.891
5	25.639	1:39.361
18	39.978	1:40.604
26	50.209	1:41.117
96	55.848	1:41.190
72	57.127	1:41.824
2	58.423	1:40.475
11	1:06.157	1:42.592
3	1:15.648	1:42.009
74	1:20.214	1:42.355
9	1:27.132	1:44.796

LAP 12 @ 13:09:22.258		
NO	BEHIND	LAP TIME
1		1:38.143
7	1 Lap	1:45.536
13	1 Lap	1:46.404
16	12.803	1:38.714
29	14.631	1:37.934
99	1 Lap	1:47.840
5	28.483	1:40.987
18	42.155	1:40.320
26	53.486	1:41.420
96	59.277	1:41.572
72	59.828	1:40.844
2	1:00.314	1:40.034
11	1:11.489	1:43.475
3	1:19.116	1:41.611
74	1:24.620	1:42.549
9	1:33.824	1:44.835

BMCRC - MRO Championships - Rnd 3 @ Donington Park GP

Marin British Sidecar Championship

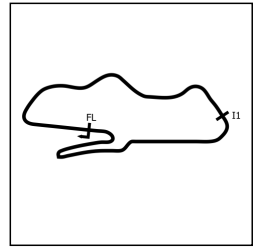
RACE 9 - POSITION CHART

No	Name	Lap												
		Pos	1	2	3	4	5	6	7	8	9	10	11	12
1	L.BLACKSTOCK / O.LA	1	1	1	1	1	1	1	1	1	1	1	1	1
16	B.BIRCHALL / M.WILKE	2	16	16	16	16	16	16	16	16	16	16	16	16
29	S.KERSHAW / R.GIBBO	3	29	29	29	29	29	29	29	29	29	29	29	29
5	R.BIGGS / F.SEGERS	4	5	5	5	5	5	5	5	5	5	5	5	5
18	P.BELL / P.HYDE	5	18	18	18	18	18	18	18	18	18	18	18	18
33	S.HEGARTY / J.KNAPTO	6	26	72	72	72	72	72	26	26	26	26	26	26
26	R.ATKINSON / S.COLB	7	72	26	26	26	26	26	72	72	72	96	96	96
96	J.SAUNDERS / R.COPP	8	96	96	96	96	96	96	96	96	96	72	72	72
60	B.HOLLAND / W.STEVE	9	9	11	11	11	11	11	2	2	2	2	2	2
99	S.RAMSDEN / M.RAMS	10	60	60	4	4	2	2	11	11	11	11	11	11
9	D.GIBSON / S.STOKOE	11	11	9	60	2	60	60	3	3	3	3	3	3
4	A.PEACH / J.HOPE	12	15	4	2	60	74	3	60	74	74	74	74	74
7	B.GRAY / F.MULDOON	13	4	2	9	74	9	74	74	9	9	9	9	9
13	M.HEGARTY / A.LUDLO	14	7	15	74	9	3	9	9	7	7	7	7	7
72	P.FOUNDS / J.WALMS	15	2	74	7	3	7	7	7	13	13	13	13	13
15	S.BAINBOROUGH / D.F	16	99	7	3	7	13	13	13	99	99	99	99	99
38	C.MOSS / K.HAUXWEL	17	3	3	13	13	99	99	99					
3	R.CROWE / C.CROWE	18	74	13	99	99	38	38	38					
74	P.FARRANCE / C.PAR	19	13	99	15	38								
11	S.GILBERT / J.JAMES	20	38	38	38									
14	E.WAKEY / B.HUGHES	21	33											
42	C.CURRIE / J.SHARP	22												
2	J.HOLDEN / P.KNAPTO	23												

BMCRC - MRO Championships - Rnd 3 @ Donington Park GP

Marin British Sidecar Championship

RACE 9 - SECTOR ANALYSIS



SECTOR 1 = FL to I1, SECTOR 2 = I1 to FL, DIFF = Difference To Personal Best Lap, P = Crossed Finish Line in Pit Lane, D = Time Disallowed

P1		1 GP		L.BLACKSTOCK / O.LAWRENCE		LCR Yamaha - DHR / DAO Racing	
IDEAL LAP TIME : 1:35.917		BEST LAP TIME : 1:36.298		DIFFERENCE : 0.381			
LAP	SECTOR 1	SECTOR 2	LAP TIME	MPH	DIFF	TIME OF DAY	
1 -		49.772	1:40.149	89.41	3.851	12:51:36.903	
2 -	46.843	49.594	1:36.437	92.85	0.139	12:53:13.340	
3 -	46.859	49.460	1:36.319 (2)	92.96	0.021	12:54:49.659	
4 -	47.034	49.322	1:36.356 (3)	92.93	0.058	12:56:26.015	
5 -	46.658	49.788	1:36.446	92.84	0.148	12:58:02.461	
6 -	46.762	49.599	1:36.361	92.92	0.063	12:59:38.822	
7 -	46.595	49.703	1:36.298 (1)	92.98		13:01:15.120	
8 -	46.773	49.765	1:36.538	92.75	0.240	13:02:51.658	
9 -	46.842	50.183	1:37.025	92.29	0.727	13:04:28.683	
10 -	47.027	50.275	1:37.302	92.02	1.004	13:06:05.985	
11 -	47.245	50.885	1:38.130	91.25	1.832	13:07:44.115	
12 -	47.283	50.860	1:38.143	91.23	1.845	13:09:22.258	

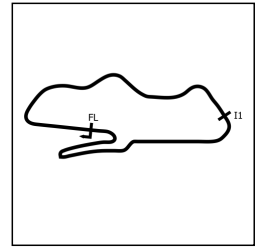
P2		16 GP		B.BIRCHALL / M.WILKES		RYDE Honda - Birchall 16 Ltd	
IDEAL LAP TIME : 1:36.622		BEST LAP TIME : 1:37.564		DIFFERENCE : 0.942			
LAP	SECTOR 1	SECTOR 2	LAP TIME	MPH	DIFF	TIME OF DAY	
1 -		49.668	1:40.616	88.99	3.052	12:51:37.370	
2 -	46.954	50.824	1:37.778	91.57	0.214	12:53:15.148	
3 -	47.349	50.268	1:37.617 (2)	91.73	0.053	12:54:52.765	
4 -	47.141	50.544	1:37.685 (3)	91.66	0.121	12:56:30.450	
5 -	47.231	50.333	1:37.564 (1)	91.78		12:58:08.014	
6 -	47.737	50.702	1:38.439	90.96	0.875	12:59:46.453	
7 -	47.385	50.754	1:38.139	91.24	0.575	13:01:24.592	
8 -	47.597	50.252	1:37.849	91.51	0.285	13:03:02.441	
9 -	47.285	50.449	1:37.734	91.62	0.170	13:04:40.175	
10 -	47.643	50.593	1:38.236	91.15	0.672	13:06:18.411	
11 -	47.386	50.550	1:37.936	91.43	0.372	13:07:56.347	
12 -	48.156	50.558	1:38.714	90.71	1.150	13:09:35.061	

P3		29 GP		S.KERSHAW / R.GIBBONS		LCR Triumph - Express Tyre Service	
IDEAL LAP TIME : 1:37.494		BEST LAP TIME : 1:37.516		DIFFERENCE : 0.022			
LAP	SECTOR 1	SECTOR 2	LAP TIME	MPH	DIFF	TIME OF DAY	
1 -		50.615	1:42.920	87.00	5.404	12:51:39.674	
2 -	47.599	50.240	1:37.839	91.52	0.323	12:53:17.513	
3 -	47.395	50.409	1:37.804	91.55	0.288	12:54:55.317	
4 -	47.399	50.359	1:37.758 (2)	91.59	0.242	12:56:33.075	
5 -	47.408	50.501	1:37.909	91.45	0.393	12:58:10.984	
6 -	47.555	50.762	1:38.317	91.07	0.801	12:59:49.301	
7 -	47.502	50.704	1:38.206	91.18	0.690	13:01:27.507	
8 -	47.617	50.621	1:38.238	91.15	0.722	13:03:05.745	
9 -	47.354	50.449	1:37.803 (3)	91.55	0.287	13:04:43.548	
10 -	47.360	50.156	1:37.516 (1)	91.82		13:06:21.064	
11 -	47.338	50.553	1:37.891	91.47	0.375	13:07:58.955	
12 -	47.518	50.416	1:37.934	91.43	0.418	13:09:36.889	

BMCRC - MRO Championships - Rnd 3 @ Donington Park GP

Marin British Sidecar Championship

RACE 9 - SECTOR ANALYSIS



SECTOR 1 = FL to I1, SECTOR 2 = I1 to FL, DIFF = Difference To Personal Best Lap, P = Crossed Finish Line in Pit Lane, D = Time Disallowed

P4		5 GP		R.BIGGS / F.SEGERS		LCR Yamaha - Express Tyre Service / Santander Salt	
IDEAL LAP TIME : 1:38.154		BEST LAP TIME : 1:38.504		DIFFERENCE : 0.350			
LAP	SECTOR 1	SECTOR 2	LAP TIME	MPH	DIFF	TIME OF DAY	
1 -		50.843	1:43.475	86.53	4.971	12:51:40.229	
2 -	48.005	50.671	1:38.676 (2)	90.74	0.172	12:53:18.905	
3 -	47.483	51.021	1:38.504 (1)	90.90		12:54:57.409	
4 -	47.780	50.974	1:38.754 (3)	90.67	0.250	12:56:36.163	
5 -	48.368	51.089	1:39.457	90.03	0.953	12:58:15.620	
6 -	47.817	51.049	1:38.866	90.57	0.362	12:59:54.486	
7 -	47.760	51.043	1:38.803	90.62	0.299	13:01:33.289	
8 -	48.267	51.275	1:39.542	89.95	1.038	13:03:12.831	
9 -	48.053	50.736	1:38.789	90.64	0.285	13:04:51.620	
10 -	48.064	50.709	1:38.773	90.65	0.269	13:06:30.393	
11 -	47.992	51.369	1:39.361	90.12	0.857	13:08:09.754	
12 -	48.709	52.278	1:40.987	88.66	2.483	13:09:50.741	

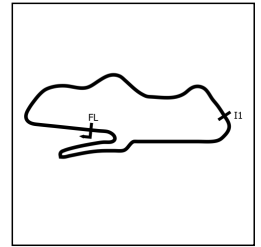
P5		18 CUP		P.BELL / P.HYDE		LCR Yamaha - Bell Racing	
IDEAL LAP TIME : 1:39.613		BEST LAP TIME : 1:39.727		DIFFERENCE : 0.114			
LAP	SECTOR 1	SECTOR 2	LAP TIME	MPH	DIFF	TIME OF DAY	
1 -		51.633	1:45.067	85.22	5.340	12:51:41.821	
2 -	48.557	51.523	1:40.080	89.47	0.353	12:53:21.901	
3 -	48.348	51.407	1:39.755 (2)	89.76	0.028	12:55:01.656	
4 -	48.221	51.756	1:39.977	89.56	0.250	12:56:41.633	
5 -	48.206	51.521	1:39.727 (1)	89.78		12:58:21.360	
6 -	48.421	51.511	1:39.932 (3)	89.60	0.205	13:00:01.292	
7 -	48.507	51.646	1:40.153	89.40	0.426	13:01:41.445	
8 -	48.583	52.104	1:40.687	88.93	0.960	13:03:22.132	
9 -	48.385	51.974	1:40.359	89.22	0.632	13:05:02.491	
10 -	48.911	52.087	1:40.998	88.65	1.271	13:06:43.489	
11 -	48.680	51.924	1:40.604	89.00	0.877	13:08:24.093	
12 -	48.725	51.595	1:40.320	89.25	0.593	13:10:04.413	

P6		26 CUP		R.ATKINSON / S.COLBROOK		ARS Yamaha - RAF Sidecar Team Powered By Meccia	
IDEAL LAP TIME : 1:39.597		BEST LAP TIME : 1:39.597		DIFFERENCE : 0.000			
LAP	SECTOR 1	SECTOR 2	LAP TIME	MPH	DIFF	TIME OF DAY	
1 -		52.721	1:46.776	83.86	7.179	12:51:43.530	
2 -	48.927	52.683	1:41.610	88.12	2.013	12:53:25.140	
3 -	49.158	52.426	1:41.584	88.14	1.987	12:55:06.724	
4 -	49.660	52.009	1:41.669	88.07	2.072	12:56:48.393	
5 -	49.579	52.328	1:41.907	87.86	2.310	12:58:30.300	
6 -	49.347	51.849	1:41.196	88.48	1.599	13:00:11.496	
7 -	49.168	52.526	1:41.694	88.05	2.097	13:01:53.190	
8 -	48.503	51.813	1:40.316 (3)	89.26	0.719	13:03:33.506	
9 -	48.402	51.195	1:39.597 (1)	89.90		13:05:13.103	
10 -	48.604	51.500	1:40.104 (2)	89.45	0.507	13:06:53.207	
11 -	48.836	52.281	1:41.117	88.55	1.520	13:08:34.324	
12 -	49.182	52.238	1:41.420	88.29	1.823	13:10:15.744	

BMCRC - MRO Championships - Rnd 3 @ Donington Park GP

Marin British Sidecar Championship

RACE 9 - SECTOR ANALYSIS



SECTOR 1 = FL to I1, SECTOR 2 = I1 to FL, DIFF = Difference To Personal Best Lap, P = Crossed Finish Line in Pit Lane, D = Time Disallowed

P7 96 F2		J.SAUNDERS / R.COPPOCK		LCR Yamaha - Manor Park Classics		
IDEAL LAP TIME : 1:41.008		BEST LAP TIME : 1:41.190		DIFFERENCE : 0.182		
LAP	SECTOR 1	SECTOR 2	LAP TIME	MPH	DIFF	TIME OF DAY
1 -		53.531	1:47.929	82.96	6.739	12:51:44.683
2 -	48.382	53.000	1:41.382 (3)	88.32	0.192	12:53:26.065
3 -	48.690	52.744	1:41.434	88.27	0.244	12:55:07.499
4 -	49.163	52.644	1:41.807	87.95	0.617	12:56:49.306
5 -	48.996	52.849	1:41.845	87.92	0.655	12:58:31.151
6 -	48.721	52.770	1:41.491	88.22	0.301	13:00:12.642
7 -	48.563	52.979	1:41.542	88.18	0.352	13:01:54.184
8 -	48.512	52.866	1:41.378 (2)	88.32	0.188	13:03:35.562
9 -	48.490	52.931	1:41.421	88.28	0.231	13:05:16.983
10 -	48.864	52.926	1:41.790	87.96	0.600	13:06:58.773
11 -	48.364	52.826	1:41.190 (1)	88.49		13:08:39.963
12 -	48.742	52.830	1:41.572	88.15	0.382	13:10:21.535

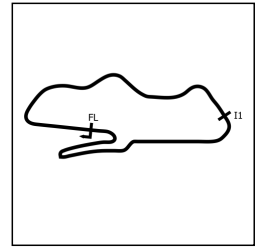
P8 72 F2		P.FOUNDS / J.WALMSLEY		LCF Honda - Team Founds Racing 72		
IDEAL LAP TIME : 1:40.777		BEST LAP TIME : 1:40.844		DIFFERENCE : 0.067		
LAP	SECTOR 1	SECTOR 2	LAP TIME	MPH	DIFF	TIME OF DAY
1 -		52.578	1:47.330	83.42	6.486	12:51:44.084
2 -	48.674	52.199	1:40.873 (2)	88.76	0.029	12:53:24.957
3 -	49.138	52.372	1:41.510	88.21	0.666	12:55:06.467
4 -	49.343	52.466	1:41.809	87.95	0.965	12:56:48.276
5 -	49.353	52.516	1:41.869	87.90	1.025	12:58:30.145
6 -	48.854	52.296	1:41.150 (3)	88.52	0.306	13:00:11.295
7 -	48.965	53.065	1:42.030	87.76	1.186	13:01:53.325
8 -	49.144	52.290	1:41.434	88.27	0.590	13:03:34.759
9 -	48.983	52.716	1:41.699	88.04	0.855	13:05:16.458
10 -	49.118	53.842	1:42.960	86.97	2.116	13:06:59.418
11 -	49.000	52.824	1:41.824	87.94	0.980	13:08:41.242
12 -	48.578	52.266	1:40.844 (1)	88.79		13:10:22.086

P9 2 CUP		J.HOLDEN / P.KNAPTON		RYDE Triumph - SSD Stainless Steel Designs		
IDEAL LAP TIME : 1:39.868		BEST LAP TIME : 1:40.034		DIFFERENCE : 0.166		
LAP	SECTOR 1	SECTOR 2	LAP TIME	MPH	DIFF	TIME OF DAY
1 -		53.554	1:51.940	79.99	11.906	12:51:48.694
2 -	50.331	51.956	1:42.287	87.54	2.253	12:53:30.981
3 -	50.108	54.483	1:44.591	85.61	4.557	12:55:15.572
4 -	48.833	52.105	1:40.938	88.71	0.904	12:56:56.510
5 -	48.838	51.613	1:40.451 (3)	89.14	0.417	12:58:36.961
6 -	48.835	51.868	1:40.703	88.91	0.669	13:00:17.664
7 -	49.060	52.551	1:41.611	88.12	1.577	13:01:59.275
8 -	48.739	51.550	1:40.289 (2)	89.28	0.255	13:03:39.564
9 -	48.617	52.846	1:41.463	88.25	1.429	13:05:21.027
10 -	48.736	52.300	1:41.036	88.62	1.002	13:07:02.063
11 -	48.550	51.925	1:40.475	89.12	0.441	13:08:42.538
12 -	48.318	51.716	1:40.034 (1)	89.51		13:10:22.572

BMCRC - MRO Championships - Rnd 3 @ Donington Park GP

Marin British Sidecar Championship

RACE 9 - SECTOR ANALYSIS



SECTOR 1 = FL to I1, SECTOR 2 = I1 to FL, DIFF = Difference To Personal Best Lap, P = Crossed Finish Line in Pit Lane, D = Time Disallowed

P10		11 WC		S.GILBERT / J.JAMES		RYDE Yamaha - G Force Racing	
IDEAL LAP TIME : 1:41.764		BEST LAP TIME : 1:41.830		DIFFERENCE : 0.066			
LAP	SECTOR 1	SECTOR 2	LAP TIME	MPH	DIFF	TIME OF DAY	
1 -		53.455	1:49.594	81.70	7.764	12:51:46.348	
2 -	49.724	53.195	1:42.919	87.00	1.089	12:53:29.267	
3 -	49.008	53.307	1:42.315	87.51	0.485	12:55:11.582	
4 -	48.828	53.233	1:42.061 (3)	87.73	0.231	12:56:53.643	
5 -	49.015	52.949	1:41.964 (2)	87.81	0.134	12:58:35.607	
6 -	48.876	52.954	1:41.830 (1)	87.93		13:00:17.437	
7 -	49.020	53.418	1:42.438	87.41	0.608	13:01:59.875	
8 -	48.815	53.462	1:42.277	87.55	0.447	13:03:42.152	
9 -	48.939	53.602	1:42.541	87.32	0.711	13:05:24.693	
10 -	49.228	53.759	1:42.987	86.94	1.157	13:07:07.680	
11 -	49.128	53.464	1:42.592	87.28	0.762	13:08:50.272	
12 -	49.409	54.066	1:43.475	86.53	1.645	13:10:33.747	

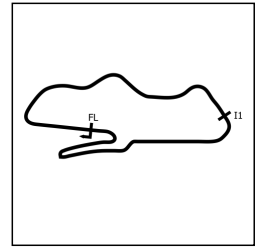
P11		3 F2		R.CROWE / C.CROWE		LCR Honda - OPUL / Kel Properties	
IDEAL LAP TIME : 1:41.574		BEST LAP TIME : 1:41.611		DIFFERENCE : 0.037			
LAP	SECTOR 1	SECTOR 2	LAP TIME	MPH	DIFF	TIME OF DAY	
1 -		55.251	1:53.183	79.11	11.572	12:51:49.937	
2 -	52.008	53.735	1:45.743	84.68	4.132	12:53:35.680	
3 -	49.828	54.240	1:44.068	86.04	2.457	12:55:19.748	
4 -	50.116	52.894	1:43.010	86.92	1.399	12:57:02.758	
5 -	49.432	53.025	1:42.457	87.39	0.846	12:58:45.215	
6 -	49.660	53.610	1:43.270	86.70	1.659	13:00:28.485	
7 -	49.456	52.651	1:42.107	87.69	0.496	13:02:10.592	
8 -	49.546	52.899	1:42.445	87.40	0.834	13:03:53.037	
9 -	49.465	52.546	1:42.011 (3)	87.77	0.400	13:05:35.048	
10 -	49.587	53.119	1:42.706	87.18	1.095	13:07:17.754	
11 -	49.128	52.881	1:42.009 (2)	87.78	0.398	13:08:59.763	
12 -	49.165	52.446	1:41.611 (1)	88.12		13:10:41.374	

P12		74 CUP		P.FARRANCE / C.PARKIN		LCR Yamaha - DKY KCP R&M Motorsport	
IDEAL LAP TIME : 1:41.952		BEST LAP TIME : 1:42.355		DIFFERENCE : 0.403			
LAP	SECTOR 1	SECTOR 2	LAP TIME	MPH	DIFF	TIME OF DAY	
1 -		55.247	1:53.318	79.02	10.963	12:51:50.072	
2 -	50.591	52.884	1:43.475	86.53	1.120	12:53:33.547	
3 -	49.758	52.974	1:42.732	87.16	0.377	12:55:16.279	
4 -	49.694	53.180	1:42.874	87.04	0.519	12:56:59.153	
5 -	49.973	54.331	1:44.304	85.84	1.949	12:58:43.457	
6 -	50.824	54.398	1:45.222	85.10	2.867	13:00:28.679	
7 -	50.647	53.777	1:44.424	85.75	2.069	13:02:13.103	
8 -	50.231	53.189	1:43.420	86.58	1.065	13:03:56.523	
9 -	49.805	52.579	1:42.384 (2)	87.45	0.029	13:05:38.907	
10 -	49.994	53.073	1:43.067	86.87	0.712	13:07:21.974	
11 -	49.762	52.593	1:42.355 (1)	87.48		13:09:04.329	
12 -	49.373	53.176	1:42.549 (3)	87.31	0.194	13:10:46.878	

BMCRC - MRO Championships - Rnd 3 @ Donington Park GP

Marin British Sidecar Championship

RACE 9 - SECTOR ANALYSIS



SECTOR 1 = FL to I1, SECTOR 2 = I1 to FL, DIFF = Difference To Personal Best Lap, P = Crossed Finish Line in Pit Lane, D = Time Disallowed

P13		9 F2		D.GIBSON / S.STOKOE		CES KTM - Gibson Racing	
IDEAL LAP TIME : 1:43.746		BEST LAP TIME : 1:43.784		DIFFERENCE : 0.038			
LAP	SECTOR 1	SECTOR 2	LAP TIME	MPH	DIFF	TIME OF DAY	
1 -		54.325	1:48.959	82.18	5.175	12:51:45.713	
2 -	50.065	54.551	1:44.616	85.59	0.832	12:53:30.329	
3 -	50.569	54.905	1:45.474	84.89	1.690	12:55:15.803	
4 -	49.808	54.665	1:44.473	85.71	0.689	12:57:00.276	
5 -	50.281	54.054	1:44.335 (3)	85.82	0.551	12:58:44.611	
6 -	50.817	54.228	1:45.045	85.24	1.261	13:00:29.656	
7 -	50.332	53.955	1:44.287 (2)	85.86	0.503	13:02:13.943	
8 -	50.149	54.213	1:44.362	85.80	0.578	13:03:58.305	
9 -	49.846	53.938	1:43.784 (1)	86.27		13:05:42.089	
10 -	50.277	54.085	1:44.362	85.80	0.578	13:07:26.451	
11 -	50.276	54.520	1:44.796	85.44	1.012	13:09:11.247	
12 -	50.439	54.396	1:44.835	85.41	1.051	13:10:56.082	

P14		7 CUP		B.GRAY / F.MULDOON		LCR Yamaha - Brian Gray PowerBiking	
IDEAL LAP TIME : 1:44.736		BEST LAP TIME : 1:44.914		DIFFERENCE : 0.178			
LAP	SECTOR 1	SECTOR 2	LAP TIME	MPH	DIFF	TIME OF DAY	
1 -		54.279	1:51.118	80.58	6.204	12:51:47.872	
2 -	51.676	54.782	1:46.458	84.11	1.544	12:53:34.330	
3 -	50.634	54.280	1:44.914 (1)	85.35		12:55:19.244	
4 -	51.445	54.233	1:45.678	84.73	0.764	12:57:04.922	
5 -	50.998	54.775	1:45.773	84.65	0.859	12:58:50.695	
6 -	51.158	54.522	1:45.680	84.73	0.766	13:00:36.375	
7 -	51.213	54.317	1:45.530	84.85	0.616	13:02:21.905	
8 -	50.503	54.740	1:45.243	85.08	0.329	13:04:07.148	
9 -	50.722	54.270	1:44.992 (2)	85.28	0.078	13:05:52.140	
10 -	50.826	54.251	1:45.077 (3)	85.21	0.163	13:07:37.217	
11 -	50.837	54.699	1:45.536	84.84	0.622	13:09:22.753	

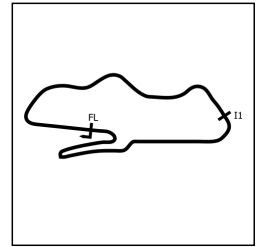
P15		13 F2		M.HEGARTY / A.LUDLOW		BAKER Suzuki - Hegarty Racing	
IDEAL LAP TIME : 1:45.322		BEST LAP TIME : 1:45.520		DIFFERENCE : 0.198			
LAP	SECTOR 1	SECTOR 2	LAP TIME	MPH	DIFF	TIME OF DAY	
1 -		56.287	1:53.993	78.55	8.473	12:51:50.747	
2 -	51.485	54.883	1:46.368	84.18	0.848	12:53:37.115	
3 -	50.696	54.824	1:45.520 (1)	84.86		12:55:22.635	
4 -	51.374	54.626	1:46.000	84.47	0.480	12:57:08.635	
5 -	51.014	54.746	1:45.760 (2)	84.66	0.240	12:58:54.395	
6 -	51.588	54.868	1:46.456	84.11	0.936	13:00:40.851	
7 -	51.497	54.961	1:46.458	84.11	0.938	13:02:27.309	
8 -	51.038	54.875	1:45.913 (3)	84.54	0.393	13:04:13.222	
9 -	51.368	55.123	1:46.491	84.08	0.971	13:05:59.713	
10 -	51.403	55.092	1:46.495	84.08	0.975	13:07:46.208	
11 -	51.297	55.107	1:46.404	84.15	0.884	13:09:32.612	

P16		99 F2		S.RAMSDEN / M.RAMSDEN		LCR Honda - Ramsden Racing	
IDEAL LAP TIME : 1:45.977		BEST LAP TIME : 1:46.646		DIFFERENCE : 0.669			
LAP	SECTOR 1	SECTOR 2	LAP TIME	MPH	DIFF	TIME OF DAY	
1 -		55.071	1:52.568	79.54	5.922	12:51:49.322	
2 -	52.439	55.577	1:48.016	82.89	1.370	12:53:37.338	
3 -	51.872	54.920	1:46.792 (3)	83.84	0.146	12:55:24.130	
4 -	52.062	55.219	1:47.281	83.46	0.635	12:57:11.411	
5 -	51.911	54.946	1:46.857	83.79	0.211	12:58:58.268	
6 -	51.965	54.991	1:46.956	83.72	0.310	13:00:45.224	
7 -	52.122	54.557	1:46.679 (2)	83.93	0.033	13:02:31.903	
8 -	51.712	55.357	1:47.069	83.63	0.423	13:04:18.972	
9 -	51.420	55.226	1:46.646 (1)	83.96		13:06:05.618	
10 -	51.944	54.960	1:46.904	83.76	0.258	13:07:52.522	
11 -	53.121	54.719	1:47.840	83.03	1.194	13:09:40.362	

BMCRC - MRO Championships - Rnd 3 @ Donington Park GP

Marin British Sidecar Championship

RACE 9 - SECTOR ANALYSIS



SECTOR 1 = FL to I1, SECTOR 2 = I1 to FL, DIFF = Difference To Personal Best Lap, P = Crossed Finish Line in Pit Lane, D = Time Disallowed

P17 60 CUP		B.HOLLAND / W.STEVENS		RYDE Yamaha - Assured Office Solutions WPS		
IDEAL LAP TIME : 1:43.041		BEST LAP TIME : 1:43.216		DIFFERENCE : 0.175		
LAP	SECTOR 1	SECTOR 2	LAP TIME	MPH	DIFF	TIME OF DAY
1 -		53.987	1:49.161	82.02	5.945	12:51:45.915
2 -	50.671	53.261	1:43.932	86.15	0.716	12:53:29.847
3 -	49.967	53.512	1:43.479 (3)	86.53	0.263	12:55:13.326
4 -	49.818	53.859	1:43.677	86.36	0.461	12:56:57.003
5 -	49.808	53.408	1:43.216 (1)	86.75		12:58:40.219
6 -	49.780	53.463	1:43.243 (2)	86.73	0.027	13:00:23.462
7 -	50.114	IN PIT	1:47.544 P	83.26	4.328	13:02:11.006

P18 38 CUP		C.MOSS / K.HAUZWELL		LCR Triumph - LifeSafety Motorsport/CMR/The Hoistpital		
IDEAL LAP TIME : 1:47.678		BEST LAP TIME : 1:48.171		DIFFERENCE : 0.493		
LAP	SECTOR 1	SECTOR 2	LAP TIME	MPH	DIFF	TIME OF DAY
1 -		56.613	1:55.536	77.50	7.365	12:51:52.290
2 -	52.273	55.898	1:48.171 (1)	82.78		12:53:40.461
3 -	52.041	56.193	1:48.234 (2)	82.73	0.063	12:55:28.695
4 -	52.776	55.637	1:48.413 (3)	82.59	0.242	12:57:17.108
5 -	52.763	55.659	1:48.422	82.58	0.251	12:59:05.530
6 -	52.681	57.144	1:49.825	81.53	1.654	13:00:55.355
7 -	53.596	IN PIT	1:55.607 P	77.45	7.436	13:02:50.962

P19 4 CUP		A.PEACH / J.HOPE		LCR Triumph - LifeSafety Motorsport		
IDEAL LAP TIME : 1:41.651		BEST LAP TIME : 1:41.670		DIFFERENCE : 0.019		
LAP	SECTOR 1	SECTOR 2	LAP TIME	MPH	DIFF	TIME OF DAY
1 -		54.584	1:50.760	80.84	9.090	12:51:47.514
2 -	50.092	52.776	1:42.868 (3)	87.04	1.198	12:53:30.382
3 -	50.130	52.623	1:42.753 (2)	87.14	1.083	12:55:13.135
4 -	49.028	52.642	1:41.670 (1)	88.07		12:56:54.805
5 -	49.744					

P20 15 F2		S.BAINBOROUGH / D.RUDLAND		BAKER Suzuki -		
IDEAL LAP TIME : 1:45.746		BEST LAP TIME : 1:46.034		DIFFERENCE : 0.288		
LAP	SECTOR 1	SECTOR 2	LAP TIME	MPH	DIFF	TIME OF DAY
1 -		54.897	1:50.703	80.88	4.669	12:51:47.457
2 -	51.371	54.663	1:46.034 (1)	84.44		12:53:33.491
3 -	51.083	IN PIT	1:53.074 P	79.19	7.040	12:55:26.565

P21 33 CUP		S.HEGARTY / J.KNAPTON		RYDE Suzuki - Sean Hegarty Ltd / Express Tyres		
IDEAL LAP TIME :		BEST LAP TIME :		DIFFERENCE :		
LAP	SECTOR 1	SECTOR 2	LAP TIME	MPH	DIFF	TIME OF DAY
1 -	OUTLAP	IN PIT	1:58.016 P	75.87		12:51:54.770

BMCRC - MRO Championships - Rnd 3 @ Donington Park GP

Marin British Sidecar Championship

RACE 9 - BEST SECTORS

POS	SECTOR 1		SECTOR 2		IDEAL / BEST COMPARISON						
	NO	TIME	NO	TIME	POS	NO	NAME	IDEAL	BEST	DIFF	
								PERFECT LAP	1:35.917		
1	1	46.595	1	49.322	1	1	L.BLACKSTOCK / O.LAWRENCE	1:35.917	1:36.298	0.381	
2	16	46.954	16	49.668	2	16	B.BIRCHALL / M.WILKES	1:36.622	1:37.564	0.942	
3	29	47.338	29	50.156	3	29	S.KERSHAW / R.GIBBONS	1:37.494	1:37.516	0.022	
4	5	47.483	5	50.671	4	5	R.BIGGS / F.SEGERS	1:38.154	1:38.504	0.350	
5	18	48.206	26	51.195	5	26	R.ATKINSON / S.COLBROOK	1:39.597	1:39.597	0.000	
6	2	48.318	18	51.407	6	18	P.BELL / P.HYDE	1:39.613	1:39.727	0.114	
7	96	48.364	2	51.550	7	2	J.HOLDEN / P.KNAPTON	1:39.868	1:40.034	0.166	
8	26	48.402	72	52.199	8	72	P.FOUNDS / J.WALMSLEY	1:40.777	1:40.844	0.067	
9	72	48.578	3	52.446	9	96	J.SAUNDERS / R.COPPOCK	1:41.008	1:41.190	0.182	
10	11	48.815	74	52.579	10	3	R.CROWE / C.CROWE	1:41.574	1:41.611	0.037	
11	4	49.028	4	52.623	11	4	A.PEACH / J.HOPE	1:41.651	1:41.670	0.019	
12	3	49.128	96	52.644	12	11	S.GILBERT / J.JAMES	1:41.764	1:41.830	0.066	
13	74	49.373	11	52.949	13	74	P.FARRANCE / C.PARKIN	1:41.952	1:42.355	0.403	
14	60	49.780	60	53.261	14	60	B.HOLLAND / W.STEVENS	1:43.041	1:43.216	0.175	
15	9	49.808	9	53.938	15	9	D.GIBSON / S.STOKOE	1:43.746	1:43.784	0.038	
16	7	50.503	7	54.233	16	7	B.GRAY / F.MULDOON	1:44.736	1:44.914	0.178	
17	13	50.696	99	54.557	17	13	M.HEGARTY / A.LUDLOW	1:45.322	1:45.520	0.198	
18	15	51.083	13	54.626	18	15	S.BAINBOROUGH / D.RUDLAND	1:45.746	1:46.034	0.288	
19	99	51.420	15	54.663	19	99	S.RAMSDEN / M.RAMSDEN	1:45.977	1:46.646	0.669	
20	38	52.041	38	55.637	20	38	C.MOSS / K.HAUZWELL	1:47.678	1:48.171	0.493	
21					21	33	S.HEGARTY / J.KNAPTON				
22											

BMCRC - MRO Championships - Rnd 3 @ Donington Park GP

Marin British Sidecar Championship

RACE 9 - STATISTICS

Competitors Started 22
Planned Start 2026-05-10 @ 12:20:00.000
Actual Start 2026-05-10 @ 12:49:56.753
Finish Time 2026-05-10 @ 13:09:22.257
Track Length 2.4873mi.
Total Laps 211
Total Distance Covered 524.8306mi.

Session Fastest Lap History

NO	CL	NAME	LAP TIME	TIME OF DAY	LAP	VEHICLE
1	GP	L.BLACKSTOCK / O.LAWRENCE	1:36.437	12:53:13.340	2	LCR Yamaha
1	GP	L.BLACKSTOCK / O.LAWRENCE	1:36.319	12:54:49.659	3	LCR Yamaha
1	GP	L.BLACKSTOCK / O.LAWRENCE	1:36.298	13:01:15.120	7	LCR Yamaha

Session Leader History

NO	CL	NAME	FROM LAP	LAPS LED	DISTANCE	VEHICLE
1	GP	L.BLACKSTOCK / O.LAWRENCE	1	12	29.81 miles	LCR Yamaha

Flag History

TYPE	TIME OF DAY
GREEN	12:49:56.753
FINISH	13:09:22.257

Flag Statistics

TYPE	COUNT	TOTAL LAPS	TOTAL TIME
Green	1	12	21:08.074
Red	0	0	0.000
Safety Car	0	0	0.000
FCY	0	0	0.000

BMCRC - MRO Championships - Rnd 3 @ Donington Park GP

Marin British Sidecar Championship

RACE 9 - STATISTICS

CLASS : GP

4 Starters

Fastest Lap History

NO	NAME	LAP TIME	TIME OF DAY	LAP	VEHICLE
1	L.BLACKSTOCK / O.LAWRENCE	1:36.437	12:53:13.340	2	LCR Yamaha
1	L.BLACKSTOCK / O.LAWRENCE	1:36.319	12:54:49.659	3	LCR Yamaha
1	L.BLACKSTOCK / O.LAWRENCE	1:36.298	13:01:15.120	7	LCR Yamaha

Leader History

NO	NAME	FROM LAP	LAPS LED	DISTANCE	VEHICLE
1	L.BLACKSTOCK / O.LAWRENCE	1	12	29.81 miles	LCR Yamaha

BMCRC - MRO Championships - Rnd 3 @ Donington Park GP

Marin British Sidecar Championship

RACE 9 - STATISTICS

CLASS : CUP

9 Starters

Fastest Lap History

NO	NAME	LAP TIME	TIME OF DAY	LAP	VEHICLE
18	P.BELL / P.HYDE	1:40.080	12:53:21.901	2	LCR Yamaha
18	P.BELL / P.HYDE	1:39.755	12:55:01.656	3	LCR Yamaha
18	P.BELL / P.HYDE	1:39.727	12:58:21.360	5	LCR Yamaha
26	R.ATKINSON / S.COLBROOK	1:39.597	13:05:13.103	9	ARS Yamaha

Leader History

NO	NAME	FROM LAP	LAPS LED	DISTANCE	VEHICLE
18	P.BELL / P.HYDE	1	12	29.81 miles	LCR Yamaha

BMCRC - MRO Championships - Rnd 3 @ Donington Park GP

Marin British Sidecar Championship

RACE 9 - STATISTICS

CLASS : F2

8 Starters

Fastest Lap History

NO	NAME	LAP TIME	TIME OF DAY	LAP	VEHICLE
72	P.FOUNDS / J.WALMSLEY	1:40.873	12:53:24.957	2	LCF Honda
72	P.FOUNDS / J.WALMSLEY	1:40.844	13:10:22.086	12	LCF Honda

Leader History

NO	NAME	FROM LAP	LAPS LED	DISTANCE	VEHICLE
72	P.FOUNDS / J.WALMSLEY	1	9	22.34 miles	LCF Honda
96	J.SAUNDERS / R.COPPOCK	10	3	7.46 miles	LCR Yamaha

BMCRC - MRO Championships - Rnd 3 @ Donington Park GP

Marin British Sidecar Championship

RACE 9 - STATISTICS

CLASS : WC

1 Starters

Fastest Lap History

NO	NAME	LAP TIME	TIME OF DAY	LAP	VEHICLE
11	S.GILBERT / J.JAMES	1:42.919	12:53:29.267	2	RYDE Yamaha
11	S.GILBERT / J.JAMES	1:42.315	12:55:11.582	3	RYDE Yamaha
11	S.GILBERT / J.JAMES	1:42.061	12:56:53.643	4	RYDE Yamaha
11	S.GILBERT / J.JAMES	1:41.964	12:58:35.607	5	RYDE Yamaha
11	S.GILBERT / J.JAMES	1:41.830	13:00:17.437	6	RYDE Yamaha

Leader History

NO	NAME	FROM LAP	LAPS LED	DISTANCE	VEHICLE
11	S.GILBERT / J.JAMES	1	12	29.81 miles	RYDE Yamaha

BMCRC - MRO Championships - Rnd 3 @ Donington Park GP

Marin British Sidecar Championship

RACE 19 - GRID (12 Laps)



ROW 12	1	1	34	14 E.WAKEY / B.HUGHES
ROW 11	33	42 C.CURRIE / J.SHARP	32	31 38 C.MOSS / K.HAUZWELL
ROW 10	30	99 S.RAMSDEN / M.RAMSDEN	29	28 15 S.BAINBOROUGH / D.RUDLAND
ROW 9	27	13 M.HEGARTY / A.LUDLOW	26	25 7 B.GRAY / F.MULDOON
ROW 8	24	9 D.GIBSON / S.STOKOE	23	22 60 B.HOLLAND / W.STEVENS
ROW 7	21	74 P.FARRANCE / C.PARKIN	20	19 11 S.GILBERT / J.JAMES
ROW 6	18	33 S.HEGARTY / J.KNAPTON	17	16 4 A.PEACH / J.HOPE
ROW 5	15	3 R.CROWE / C.CROWE	14	13 96 J.SAUNDERS / R.COPPOCK
ROW 4	12	72 P.FOUNDS / J.WALMSLEY	11	10 2 J.HOLDEN / P.KNAPTON
ROW 3	9	18 P.BELL / P.HYDE	8	7 26 R.ATKINSON / S.COLBROOK
ROW 2	6	5 R.BIGGS / F.SEGERS	5	4 16 B.BIRCHALL / M.WILKES
ROW 1	3	29 S.KERSHAW / R.GIBBONS	2	1 1 L.BLACKSTOCK / O.LAWRENCE

Pole

These results are provisional until the conclusion of any judicial and technical matters.

Donington Park GP: 2.4873 miles

Clerk Of Course: Den Grant / Caroline Dapre

Timekeeper: Richard Evans



Results can be found at www.tsl-timing.com

Printed - 13:16 Sunday, 10 May 2026



BMCRC - MRO Championships - Rnd 3 @ Donington Park GP

Marin British Sidecar Championship

RACE 19 - CLASSIFICATION

Race Distance: 12 Laps / 29.84 miles



POS	NO	CL	PIC	NAME	NAT	ENTRY	LAPS	TIME	GAP	DIFF	MPH	BEST	ON	GRD	↑↓
1	1	GP	1	L.BLACKSTOCK / O.LAWRENC	GBR	LCR Yamaha - DHR / DAO Racing	12	19:21.522			92.39	1:35.809	8	1	0
2	16	GP	2	B.BIRCHALL / M.WILKES	GBR	RYDE Honda - Birchall 16 Ltd	12	19:32.678	11.156	11.156	91.51	1:36.761	6	3	1
3	29	GP	3	S.KERSHAW / R.GIBBONS	GBR	LCR Triumph - Express Tyre Service	12	19:33.163	11.641	0.485	91.47	1:37.052	8	2	-1
4	5	GP	4	R.BIGGS / F.SEGERS	GBR	LCR Yamaha - Express Tyre Service / Santander Salt	12	19:53.604	32.082	20.441	89.91	1:38.732	5	4	0
5	2	CUP	1	J.HOLDEN / P.KNAPTON	GBR	RYDE Triumph - SSD Stainless Steel Designs	12	20:18.759	57.237	25.155	88.05	1:40.451	10	7	2
6	96	F2	1	J.SAUNDERS / R.COPPOCK	GBR	LCR Yamaha - Manor Park Classics	12	20:23.470	1:01.948	4.711	87.71	1:40.999	9	9	3
7	26	CUP	2	R.ATKINSON / S.COLBROOK	GBR	ARS Yamaha - RAF Sidecar Team Powered By Mecsia	12	20:26.308	1:04.786	2.838	87.51	1:39.753	6	5	-2
8	3	F2	2	R.CROWE / C.CROWE	IMN	LCR Honda - OPUL / Kel Properties	12	20:33.191	1:11.669	6.883	87.02	1:40.801	11	10	2
9	4	CUP	3	A.PEACH / J.HOPE	GBR	LCR Triumph - LifeSafety Motorsport	12	20:39.256	1:17.734	6.065	86.59	1:41.477	4	11	2
10	9	F2	3	D.GIBSON / S.STOKOE	GBR	CES KTM - Gibson Racing	12	20:50.867	1:29.345	11.611	85.79	1:42.444	10	16	6
11	74	CUP	4	P.FARRANCE / C.PARKIN	GBR	LCR Yamaha - DKY KCP R&M Motorsport	11	19:21.529	1 Lap	1 Lap	84.68	1:41.799	5	14	3
12	99	F2	4	S.RAMSDEN / M.RAMSDEN	GBR	LCR Honda - Ramsden Racing	11	19:32.280	1 Lap	10.751	83.90	1:45.663	9	20	8
13	42	F2	5	C.CURRIE / J.SHARP	GBR	LCR Honda - Sharp Solutions	11	20:06.163	1 Lap	33.883	81.54	1:47.386	11	22	9

NOT CLASSIFIED

DNF	60	CUP		B.HOLLAND / W.STEVENS	GBR	RYDE Yamaha - Assured Office Solutions WPS	9	15:42.139	3 Laps	2 Laps	85.39	1:42.538	4	15	
DNF	72	F2		P.FOUNDS / J.WALMSLEY	GBR	LCF Honda - Team Founds Racing 72	8	13:53.851	4 Laps	1 Lap	85.74	1:41.688	7	8	
DNF	33	CUP		S.HEGARTY / J.KNAPTON	GBR	RYDE Suzuki - Sean Hegarty Ltd / Express Tyres	4	6:58.098	8 Laps	4 Laps	85.34	1:41.046	2	12	
DNF	13	F2		M.HEGARTY / A.LUDLOW	GBR	BAKER Suzuki - Hegarty Racing	2	3:41.023	10 Laps	2 Laps	80.40	1:49.649	2	18	
DNF	7	CUP		B.GRAY / F.MULDOON	GBR	LCR Yamaha - Brian Gray PowerBiking	2	3:47.034	10 Laps	6.011	78.28			17	
DNF	18	CUP		P.BELL / P.HYDE	GBR	LCR Yamaha - Bell Racing	1	1:48.873	11 Laps	1 Lap	80.99			6	

NOT STARTED

NS	11	WC		S.GILBERT / J.JAMES	GBR	RYDE Yamaha - G Force Racing									13
NS	15	F2		S.BAINBOROUGH / D.RUDLAN	IMN	BAKER Suzuki -									19
NS	38	CUP		C.MOSS / K.HAUWELL	GBR	LCR Triumph - LifeSafety Motorsport/CMR/The Hoistpital									21
NS	14	CUP		E.WAKEY / B.HUGHES	GBR	RYDE Yamaha - Assured Office Solutions									23

FASTEST LAP

1	GP	L.BLACKSTOCK / O.LAWRENC	GBR	LCR Yamaha - DHR / DAO Racing	8	1:35.809	93.46 mph	150.41 kph
26	CUP	R.ATKINSON / S.COLBROOK	GBR	ARS Yamaha - RAF Sidecar Team Powered By Mecsia	6	1:39.753	89.76 mph	144.46 kph
3	F2	R.CROWE / C.CROWE	IMN	LCR Honda - OPUL / Kel Properties	11	1:40.801	88.83 mph	142.96 kph

Class GP - 92.5% of Race Speed = 85.46 mph
 Class CUP - 92.5% of Race Speed = 81.44 mph
 Class F2 - 92.5% of Race Speed = 81.13 mph

Weather / Track : Cloudy / Dry

These results are provisional until the conclusion of any judicial and technical matters.

Date: 10/05/2026 Start: 17:10 Finish: 17:29
 Donington Park GP: 2.4873 miles

Clerk Of Course: Den Grant / Caroline Dapre

Timekeeper: Richard Evans



Results can be found at www.tsl-timing.com

Printed - 17:33 Sunday, 10 May 2026



BMCRC - MRO Championships - Rnd 3 @ Donington Park GP

Marin British Sidecar Championship

RACE 19 - LAP CHART

LAP 1 @ 17:12:17.058

NO	BEHIND	LAP TIME
1		1:39.954
16	1.584	1:41.538
29	2.221	1:42.175
5	3.154	1:43.108
33	6.887	1:46.841
2	7.093	1:47.047
96	8.716	1:48.670
18	8.919	1:48.873
4	9.403	1:49.357
3	9.793	1:49.747
26	9.885	1:49.839
74	10.110	1:50.064
9	10.466	1:50.420
7	10.663	1:50.617
60	11.287	1:51.241
13	11.420	1:51.374
99	12.226	1:52.180
72	14.112	1:54.066
42	16.019	1:55.973

LAP 2 @ 17:13:53.950

NO	BEHIND	LAP TIME
1		1:36.892
16	1.787	1:37.095
29	2.612	1:37.283
5	5.075	1:38.813
33	11.041	1:41.046
2	11.442	1:41.241
96	13.070	1:41.246
4	15.953	1:43.442
26	16.196	1:43.203
74	17.924	1:44.706
3	18.538	1:45.637
9	19.526	1:45.952
60	19.749	1:45.354
72	21.960	1:44.740
99	22.414	1:47.080
13	24.177	1:49.649
42	29.396	1:50.269
7	30.188	1:56.417 P

LAP 3 @ 17:15:29.893

NO	BEHIND	LAP TIME
1		1:35.943
16	2.933	1:37.089
29	4.113	1:37.444
5	8.465	1:39.333
33	17.094	1:41.996
2	17.349	1:41.850
96	18.483	1:41.356
26	23.196	1:42.943
4	23.762	1:43.752
74	24.824	1:42.843
3	25.499	1:42.904
60	26.670	1:42.864
9	27.955	1:44.372
72	28.720	1:42.703
99	32.359	1:45.888
42	43.137	1:49.684

LAP 4 @ 17:17:06.222

NO	BEHIND	LAP TIME
1		1:36.329
16	3.696	1:37.092
29	5.550	1:37.766
5	11.530	1:39.394
2	22.438	1:41.418
96	23.510	1:41.356
26	27.375	1:40.508
4	28.910	1:41.477
33	28.980	1:48.215 P
74	30.484	1:41.989
3	31.170	1:42.000
60	32.879	1:42.538
72	34.769	1:42.378
9	35.503	1:43.877
99	42.195	1:46.165
42	55.550	1:48.742

LAP 5 @ 17:18:42.464

NO	BEHIND	LAP TIME
1		1:36.242
16	4.654	1:37.200
29	6.659	1:37.351
5	14.020	1:38.732
2	27.307	1:41.111
96	28.740	1:41.472
26	31.427	1:40.294
4	34.648	1:41.980
74	36.041	1:41.799
3	36.776	1:41.848
60	39.634	1:42.997
72	40.599	1:42.072
9	42.581	1:43.320
99	51.627	1:45.674
42	1:07.755	1:48.447

LAP 6 @ 17:20:18.980

NO	BEHIND	LAP TIME
1		1:36.516
16	4.899	1:36.761
29	7.394	1:37.251
5	16.520	1:39.016
2	31.931	1:41.140
96	33.729	1:41.505
26	34.664	1:39.753
4	40.412	1:42.280
74	41.517	1:41.992
3	42.147	1:41.887
72	46.479	1:42.396
60	46.955	1:43.837
9	49.304	1:43.239
99	1:00.948	1:45.837
42	1:19.669	1:48.430

LAP 7 @ 17:21:54.827

NO	BEHIND	LAP TIME
1		1:35.847
16	6.747	1:37.695
29	8.998	1:37.451
5	19.671	1:38.998
2	36.852	1:40.768
96	39.535	1:41.653

26	39.655	1:40.838
4	47.607	1:43.042
3	48.948	1:42.648
72	52.320	1:41.688
60	54.724	1:43.616
9	56.578	1:43.121
74	1:10.670	2:05.000
99	1:11.438	1:46.337
42	1:31.798	1:47.976

LAP 8 @ 17:23:30.636

NO	BEHIND	LAP TIME
1		1:35.809
16	8.360	1:37.422
29	10.241	1:37.052
5	22.831	1:38.969
2	41.635	1:40.592
96	44.797	1:41.071
26	44.939	1:41.093
4	54.436	1:42.638
3	55.253	1:42.114
72	1:00.319	1:43.808 P
60	1:03.040	1:44.125
9	1:04.335	1:43.566
74	1:19.792	1:44.931
99	1:21.541	1:45.912

LAP 9 @ 17:25:07.841

NO	BEHIND	LAP TIME
1		1:37.205
16	9.352	1:38.197
29	10.644	1:37.608
42	1 Lap	1:53.068
5	24.903	1:39.277
2	45.414	1:40.984
96	48.591	1:40.999
26	48.685	1:40.951
3	59.628	1:41.580
4	59.822	1:42.591
9	1:10.867	1:43.737
60	1:11.402	1:45.567
74	1:26.126	1:43.539
99	1:29.999	1:45.663

LAP 10 @ 17:26:44.805

NO	BEHIND	LAP TIME
1		1:36.964
16	9.801	1:37.413
29	10.999	1:37.319
42	1 Lap	1:47.589
5	27.082	1:39.143
2	48.901	1:40.451
96	52.673	1:41.046
26	52.860	1:41.139
3	1:03.814	1:41.150
4	1:05.064	1:42.206
9	1:16.347	1:42.444
74	1:31.652	1:42.490

LAP 11 @ 17:28:21.668

NO	BEHIND	LAP TIME
1		1:36.863
99	1 Lap	1:45.685

16	10.409	1:37.471
29	11.472	1:37.336
5	29.445	1:39.226
42	1 Lap	1:48.599
2	52.986	1:40.948
96	57.065	1:41.255
26	57.229	1:41.232
3	1:07.752	1:40.801
4	1:10.382	1:42.181
9	1:22.001	1:42.517

LAP 12 @ 17:29:58.626

NO	BEHIND	LAP TIME
1		1:36.958
74	1 Lap	1:42.176
99	1 Lap	1:45.859
16	11.156	1:37.705
29	11.641	1:37.127
5	32.082	1:39.595
42	1 Lap	1:47.386
2	57.237	1:41.209
96	1:01.948	1:41.841
26	1:04.786	1:44.515
3	1:11.669	1:40.875
4	1:17.734	1:44.310
9	1:29.345	1:44.302

BMCRC - MRO Championships - Rnd 3 @ Donington Park GP

Marin British Sidecar Championship

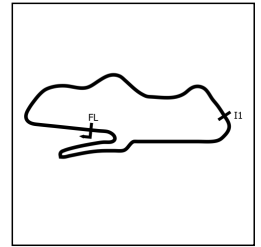
RACE 19 - POSITION CHART

No	Name	Lap Pos	Lap											
			1	2	3	4	5	6	7	8	9	10	11	12
1	L.BLACKSTOCK / O.LA	1	1	1	1	1	1	1	1	1	1	1	1	1
29	S.KERSHAW / R.GIBB	2	16	16	16	16	16	16	16	16	16	16	16	16
16	B.BIRCHALL / M.WILKE	3	29	29	29	29	29	29	29	29	29	29	29	29
5	R.BIGGS / F.SEGERS	4	5	5	5	5	5	5	5	5	5	5	5	5
26	R.ATKINSON / S.COLB	5	33	33	33	2	2	2	2	2	2	2	2	2
18	P.BELL / P.HYDE	6	2	2	2	96	96	96	96	96	96	96	96	96
2	J.HOLDEN / P.KNAPT	7	96	96	96	26	26	26	26	26	26	26	26	26
72	P.FOUNDS / J.WALMS	8	18	4	26	4	4	4	4	4	3	3	3	3
96	J.SAUNDERS / R.COPP	9	4	26	4	33	74	74	3	3	4	4	4	4
3	R.CROWE / C.CROWE	10	3	74	74	74	3	3	72	72	9	9	9	9
4	A.PEACH / J.HOPE	11	26	3	3	3	60	72	60	60	60	74	74	
33	S.HEGARTY / J.KNAPT	12	74	9	60	60	72	60	9	9	74	99	99	
11	S.GILBERT / J.JAMES	13	9	60	9	72	9	9	74	74	99	42	42	
74	P.FARRANCE / C.PARR	14	7	72	72	9	99	99	99	99	42			
60	B.HOLLAND / W.STEVE	15	60	99	99	99	42	42	42	42				
9	D.GIBSON / S.STOKOE	16	13	13	42	42								
7	B.GRAY / F.MULDOON	17	99	42										
13	M.HEGARTY / A.LUDLO	18	72	7										
15	S.BAINBOROUGH / D.F	19	42											
99	S.RAMSDEN / M.RAMS	20												
38	C.MOSS / K.HAUWEL	21												
42	C.CURRIE / J.SHARP	22												
14	E.WAKEY / B.HUGHES	23												

BMCRC - MRO Championships - Rnd 3 @ Donington Park GP

Marin British Sidecar Championship

RACE 19 - SECTOR ANALYSIS



SECTOR 1 = FL to I1, SECTOR 2 = I1 to FL, DIFF = Difference To Personal Best Lap, P = Crossed Finish Line in Pit Lane, D = Time Disallowed

P1		1 GP		L.BLACKSTOCK / O.LAWRENCE		LCR Yamaha - DHR / DAO Racing	
IDEAL LAP TIME : 1:35.809		BEST LAP TIME : 1:35.809		DIFFERENCE : 0.000			
LAP	SECTOR 1	SECTOR 2	LAP TIME	MPH	DIFF	TIME OF DAY	
1 -		50.010	1:39.954	89.58	4.145	17:12:17.058	
2 -	47.001	49.891	1:36.892	92.41	1.083	17:13:53.950	
3 -	46.731	49.212	1:35.943 (3)	93.33	0.134	17:15:29.893	
4 -	46.864	49.465	1:36.329	92.95	0.520	17:17:06.222	
5 -	46.881	49.361	1:36.242	93.04	0.433	17:18:42.464	
6 -	46.851	49.665	1:36.516	92.77	0.707	17:20:18.980	
7 -	46.613	49.234	1:35.847 (2)	93.42	0.038	17:21:54.827	
8 -	46.606	49.203	1:35.809 (1)	93.46		17:23:30.636	
9 -	47.268	49.937	1:37.205	92.11	1.396	17:25:07.841	
10 -	46.672	50.292	1:36.964	92.34	1.155	17:26:44.805	
11 -	46.979	49.884	1:36.863	92.44	1.054	17:28:21.668	
12 -	46.744	50.214	1:36.958	92.35	1.149	17:29:58.626	

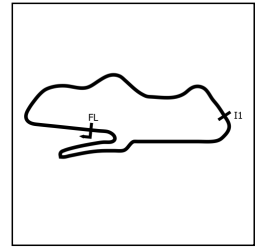
P2		16 GP		B.BIRCHALL / M.WILKES		RYDE Honda - Birchall 16 Ltd	
IDEAL LAP TIME : 1:36.754		BEST LAP TIME : 1:36.761		DIFFERENCE : 0.007			
LAP	SECTOR 1	SECTOR 2	LAP TIME	MPH	DIFF	TIME OF DAY	
1 -		50.272	1:41.538	88.18	4.777	17:12:18.642	
2 -	47.280	49.815	1:37.095	92.22	0.334	17:13:55.737	
3 -	47.247	49.842	1:37.089 (2)	92.22	0.328	17:15:32.826	
4 -	47.228	49.864	1:37.092 (3)	92.22	0.331	17:17:09.918	
5 -	47.198	50.002	1:37.200	92.12	0.439	17:18:47.118	
6 -	46.939	49.822	1:36.761 (1)	92.54		17:20:23.879	
7 -	47.144	50.551	1:37.695	91.65	0.934	17:22:01.574	
8 -	47.083	50.339	1:37.422	91.91	0.661	17:23:38.996	
9 -	47.283	50.914	1:38.197	91.18	1.436	17:25:17.193	
10 -	46.992	50.421	1:37.413	91.92	0.652	17:26:54.606	
11 -	47.038	50.433	1:37.471	91.86	0.710	17:28:32.077	
12 -	47.134	50.571	1:37.705	91.64	0.944	17:30:09.782	

P3		29 GP		S.KERSHAW / R.GIBBONS		LCR Triumph - Express Tyre Service	
IDEAL LAP TIME : 1:36.965		BEST LAP TIME : 1:37.052		DIFFERENCE : 0.087			
LAP	SECTOR 1	SECTOR 2	LAP TIME	MPH	DIFF	TIME OF DAY	
1 -		51.136	1:42.175	87.63	5.123	17:12:19.279	
2 -	47.276	50.007	1:37.283	92.04	0.231	17:13:56.562	
3 -	47.163	50.281	1:37.444	91.89	0.392	17:15:34.006	
4 -	47.200	50.566	1:37.766	91.59	0.714	17:17:11.772	
5 -	47.159	50.192	1:37.351	91.98	0.299	17:18:49.123	
6 -	47.141	50.110	1:37.251 (3)	92.07	0.199	17:20:26.374	
7 -	47.189	50.262	1:37.451	91.88	0.399	17:22:03.825	
8 -	46.970	50.082	1:37.052 (1)	92.26		17:23:40.877	
9 -	47.092	50.516	1:37.608	91.73	0.556	17:25:18.485	
10 -	46.958	50.361	1:37.319	92.01	0.267	17:26:55.804	
11 -	47.067	50.269	1:37.336	91.99	0.284	17:28:33.140	
12 -	46.994	50.133	1:37.127 (2)	92.19	0.075	17:30:10.267	

BMCRC - MRO Championships - Rnd 3 @ Donington Park GP

Marin British Sidecar Championship

RACE 19 - SECTOR ANALYSIS



SECTOR 1 = FL to I1, SECTOR 2 = I1 to FL, DIFF = Difference To Personal Best Lap, P = Crossed Finish Line in Pit Lane, D = Time Disallowed

P4		5 GP		R.BIGGS / F.SEGERS		LCR Yamaha - Express Tyre Service / Santander Salt	
IDEAL LAP TIME : 1:38.193		BEST LAP TIME : 1:38.732		DIFFERENCE : 0.539			
LAP	SECTOR 1	SECTOR 2	LAP TIME	MPH	DIFF	TIME OF DAY	
1 -		51.016	1:43.108	86.84	4.376	17:12:20.212	
2 -	48.126	50.687	1:38.813 (2)	90.62	0.081	17:13:59.025	
3 -	48.300	51.033	1:39.333	90.14	0.601	17:15:38.358	
4 -	47.863	51.531	1:39.394	90.09	0.662	17:17:17.752	
5 -	47.906	50.826	1:38.732 (1)	90.69		17:18:56.484	
6 -	48.092	50.924	1:39.016	90.43	0.284	17:20:35.500	
7 -	48.321	50.677	1:38.998	90.45	0.266	17:22:14.498	
8 -	48.047	50.922	1:38.969 (3)	90.47	0.237	17:23:53.467	
9 -	48.040	51.237	1:39.277	90.19	0.545	17:25:32.744	
10 -	47.516	51.627	1:39.143	90.31	0.411	17:27:11.887	
11 -	48.083	51.143	1:39.226	90.24	0.494	17:28:51.113	
12 -	48.259	51.336	1:39.595	89.90	0.863	17:30:30.708	

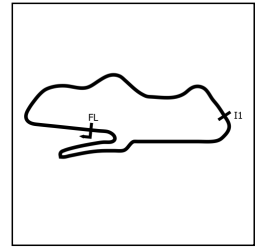
P5		2 CUP		J.HOLDEN / P.KNAPTON		RYDE Triumph - SSD Stainless Steel Designs	
IDEAL LAP TIME : 1:40.035		BEST LAP TIME : 1:40.451		DIFFERENCE : 0.416			
LAP	SECTOR 1	SECTOR 2	LAP TIME	MPH	DIFF	TIME OF DAY	
1 -		53.035	1:47.047	83.64	6.596	17:12:24.151	
2 -	49.675	51.566	1:41.241	88.44	0.790	17:14:05.392	
3 -	48.881	52.969	1:41.850	87.91	1.399	17:15:47.242	
4 -	49.071	52.347	1:41.418	88.29	0.967	17:17:28.660	
5 -	49.133	51.978	1:41.111	88.56	0.660	17:19:09.771	
6 -	49.195	51.945	1:41.140	88.53	0.689	17:20:50.911	
7 -	48.920	51.848	1:40.768 (3)	88.86	0.317	17:22:31.679	
8 -	48.758	51.834	1:40.592 (2)	89.01	0.141	17:24:12.271	
9 -	48.759	52.225	1:40.984	88.67	0.533	17:25:53.255	
10 -	48.469	51.982	1:40.451 (1)	89.14		17:27:33.706	
11 -	48.905	52.043	1:40.948	88.70	0.497	17:29:14.654	
12 -	48.901	52.308	1:41.209	88.47	0.758	17:30:55.863	

P6		96 F2		J.SAUNDERS / R.COPPOCK		LCR Yamaha - Manor Park Classics	
IDEAL LAP TIME : 1:40.474		BEST LAP TIME : 1:40.999		DIFFERENCE : 0.525			
LAP	SECTOR 1	SECTOR 2	LAP TIME	MPH	DIFF	TIME OF DAY	
1 -		53.971	1:48.670	82.40	7.671	17:12:25.774	
2 -	48.716	52.530	1:41.246	88.44	0.247	17:14:07.020	
3 -	48.566	52.790	1:41.356	88.34	0.357	17:15:48.376	
4 -	48.359	52.997	1:41.356	88.34	0.357	17:17:29.732	
5 -	48.664	52.808	1:41.472	88.24	0.473	17:19:11.204	
6 -	48.740	52.765	1:41.505	88.21	0.506	17:20:52.709	
7 -	48.943	52.710	1:41.653	88.08	0.654	17:22:34.362	
8 -	48.459	52.612	1:41.071 (3)	88.59	0.072	17:24:15.433	
9 -	48.379	52.620	1:40.999 (1)	88.65		17:25:56.432	
10 -	47.944	53.102	1:41.046 (2)	88.61	0.047	17:27:37.478	
11 -	48.458	52.797	1:41.255	88.43	0.256	17:29:18.733	
12 -	48.749	53.092	1:41.841	87.92	0.842	17:31:00.574	

BMCRC - MRO Championships - Rnd 3 @ Donington Park GP

Marin British Sidecar Championship

RACE 19 - SECTOR ANALYSIS



SECTOR 1 = FL to I1, SECTOR 2 = I1 to FL, DIFF = Difference To Personal Best Lap, P = Crossed Finish Line in Pit Lane, D = Time Disallowed

P7 26 CUP		R.ATKINSON / S.COLBROOK		ARS Yamaha - RAF Sidecar Team Powered By Mecsis			
IDEAL LAP TIME : 1:39.619		BEST LAP TIME : 1:39.753		DIFFERENCE : 0.134			
LAP	SECTOR 1	SECTOR 2	LAP TIME	MPH	DIFF	TIME OF DAY	
1 -		55.402	1:49.839	81.52	10.086	17:12:26.943	
2 -	49.536	53.667	1:43.203	86.76	3.450	17:14:10.146	
3 -	50.022	52.921	1:42.943	86.98	3.190	17:15:53.089	
4 -	48.607	51.901	1:40.508 (3)	89.09	0.755	17:17:33.597	
5 -	48.682	51.612	1:40.294 (2)	89.28	0.541	17:19:13.891	
6 -	48.621	51.132	1:39.753 (1)	89.76		17:20:53.644	
7 -	48.719	52.119	1:40.838	88.80	1.085	17:22:34.482	
8 -	48.882	52.211	1:41.093	88.57	1.340	17:24:15.575	
9 -	48.487	52.464	1:40.951	88.70	1.198	17:25:56.526	
10 -	48.781	52.358	1:41.139	88.53	1.386	17:27:37.665	
11 -	49.159	52.073	1:41.232	88.45	1.479	17:29:18.897	
12 -	50.501	54.014	1:44.515	85.67	4.762	17:31:03.412	

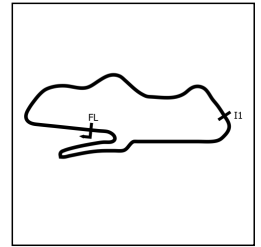
P8 3 F2		R.CROWE / C.CROWE		LCR Honda - OPUL / Kel Properties			
IDEAL LAP TIME : 1:40.788		BEST LAP TIME : 1:40.801		DIFFERENCE : 0.013			
LAP	SECTOR 1	SECTOR 2	LAP TIME	MPH	DIFF	TIME OF DAY	
1 -		54.910	1:49.747	81.59	8.946	17:12:26.851	
2 -	51.992	53.645	1:45.637	84.76	4.836	17:14:12.488	
3 -	49.598	53.306	1:42.904	87.01	2.103	17:15:55.392	
4 -	49.050	52.950	1:42.000	87.78	1.199	17:17:37.392	
5 -	49.181	52.667	1:41.848	87.91	1.047	17:19:19.240	
6 -	49.246	52.641	1:41.887	87.88	1.086	17:21:01.127	
7 -	49.206	53.442	1:42.648	87.23	1.847	17:22:43.775	
8 -	49.325	52.789	1:42.114	87.69	1.313	17:24:25.889	
9 -	49.066	52.514	1:41.580	88.15	0.779	17:26:07.469	
10 -	48.902	52.248	1:41.150 (3)	88.52	0.349	17:27:48.619	
11 -	48.866	51.935	1:40.801 (1)	88.83		17:29:29.420	
12 -	48.953	51.922	1:40.875 (2)	88.76	0.074	17:31:10.295	

P9 4 CUP		A.PEACH / J.HOPE		LCR Triumph - LifeSafety Motorsport			
IDEAL LAP TIME : 1:41.447		BEST LAP TIME : 1:41.477		DIFFERENCE : 0.030			
LAP	SECTOR 1	SECTOR 2	LAP TIME	MPH	DIFF	TIME OF DAY	
1 -		53.948	1:49.357	81.88	7.880	17:12:26.461	
2 -	49.947	53.495	1:43.442	86.56	1.965	17:14:09.903	
3 -	50.037	53.715	1:43.752	86.30	2.275	17:15:53.655	
4 -	49.392	52.085	1:41.477 (1)	88.24		17:17:35.132	
5 -	49.859	52.121	1:41.980 (2)	87.80	0.503	17:19:17.112	
6 -	50.080	52.200	1:42.280	87.54	0.803	17:20:59.392	
7 -	49.933	53.109	1:43.042	86.90	1.565	17:22:42.434	
8 -	50.140	52.498	1:42.638	87.24	1.161	17:24:25.072	
9 -	49.599	52.992	1:42.591	87.28	1.114	17:26:07.663	
10 -	49.622	52.584	1:42.206	87.61	0.729	17:27:49.869	
11 -	49.362	52.819	1:42.181 (3)	87.63	0.704	17:29:32.050	
12 -	51.336	52.974	1:44.310	85.84	2.833	17:31:16.360	

BMCRC - MRO Championships - Rnd 3 @ Donington Park GP

Marin British Sidecar Championship

RACE 19 - SECTOR ANALYSIS



SECTOR 1 = FL to I1, SECTOR 2 = I1 to FL, DIFF = Difference To Personal Best Lap, P = Crossed Finish Line in Pit Lane, D = Time Disallowed

P10 9 F2		D.GIBSON / S.STOKOE		CES KTM - Gibson Racing		
IDEAL LAP TIME : 1:42.389		BEST LAP TIME : 1:42.444		DIFFERENCE : 0.055		
LAP	SECTOR 1	SECTOR 2	LAP TIME	MPH	DIFF	TIME OF DAY
1 -		54.754	1:50.420	81.09	7.976	17:12:27.524
2 -	51.672	54.280	1:45.952	84.51	3.508	17:14:13.476
3 -	50.226	54.146	1:44.372	85.79	1.928	17:15:57.848
4 -	49.735	54.142	1:43.877	86.20	1.433	17:17:41.725
5 -	49.590	53.730	1:43.320	86.66	0.876	17:19:25.045
6 -	49.559	53.680	1:43.239	86.73	0.795	17:21:08.284
7 -	49.406	53.715	1:43.121 (3)	86.83	0.677	17:22:51.405
8 -	49.509	54.057	1:43.566	86.46	1.122	17:24:34.971
9 -	49.876	53.861	1:43.737	86.31	1.293	17:26:18.708
10 -	49.189	53.255	1:42.444 (1)	87.40		17:28:01.152
11 -	49.317	53.200	1:42.517 (2)	87.34	0.073	17:29:43.669
12 -	49.943	54.359	1:44.302	85.85	1.858	17:31:27.971

P11 74 CUP		P.FARRANCE / C.PARKIN		LCR Yamaha - DKY KCP R&M Motorsport		
IDEAL LAP TIME : 1:41.325		BEST LAP TIME : 1:41.799		DIFFERENCE : 0.474		
LAP	SECTOR 1	SECTOR 2	LAP TIME	MPH	DIFF	TIME OF DAY
1 -		54.201	1:50.064	81.35	8.265	17:12:27.168
2 -	51.423	53.283	1:44.706	85.51	2.907	17:14:11.874
3 -	49.919	52.924	1:42.843	87.06	1.044	17:15:54.717
4 -	49.264	52.725	1:41.989 (2)	87.79	0.190	17:17:36.706
5 -	49.535	52.264	1:41.799 (1)	87.96		17:19:18.505
6 -	49.635	52.357	1:41.992 (3)	87.79	0.193	17:21:00.497
7 -	49.061	1:15.939	2:05.000	71.63	23.201	17:23:05.497
8 -	51.379	53.552	1:44.931	85.33	3.132	17:24:50.428
9 -	50.009	53.530	1:43.539	86.48	1.740	17:26:33.967
10 -	49.496	52.994	1:42.490	87.36	0.691	17:28:16.457
11 -	49.291	52.885	1:42.176	87.63	0.377	17:29:58.633

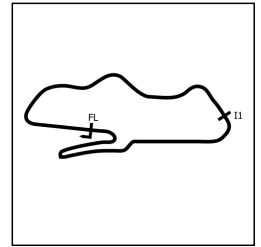
P12 99 F2		S.RAMSDEN / M.RAMSDEN		LCR Honda - Ramsden Racing		
IDEAL LAP TIME : 1:45.018		BEST LAP TIME : 1:45.663		DIFFERENCE : 0.645		
LAP	SECTOR 1	SECTOR 2	LAP TIME	MPH	DIFF	TIME OF DAY
1 -		54.732	1:52.180	79.82	6.517	17:12:29.284
2 -	52.591	54.489	1:47.080	83.62	1.417	17:14:16.364
3 -	51.147	54.741	1:45.888	84.56	0.225	17:16:02.252
4 -	51.339	54.826	1:46.165	84.34	0.502	17:17:48.417
5 -	51.708	53.966	1:45.674 (2)	84.73	0.011	17:19:34.091
6 -	51.506	54.331	1:45.837	84.60	0.174	17:21:19.928
7 -	51.581	54.756	1:46.337	84.20	0.674	17:23:06.265
8 -	51.449	54.463	1:45.912	84.54	0.249	17:24:52.177
9 -	51.052	54.611	1:45.663 (1)	84.74		17:26:37.840
10 -	51.192	54.493	1:45.685 (3)	84.72	0.022	17:28:23.525
11 -	51.080	54.779	1:45.859	84.58	0.196	17:30:09.384

P13 42 F2		C.CURRIE / J.SHARP		LCR Honda - Sharp Solutions		
IDEAL LAP TIME : 1:47.386		BEST LAP TIME : 1:47.386		DIFFERENCE : 0.000		
LAP	SECTOR 1	SECTOR 2	LAP TIME	MPH	DIFF	TIME OF DAY
1 -		56.360	1:55.973	77.21	8.587	17:12:33.077
2 -	53.653	56.616	1:50.269	81.20	2.883	17:14:23.346
3 -	53.521	56.163	1:49.684	81.63	2.298	17:16:13.030
4 -	52.596	56.146	1:48.742	82.34	1.356	17:18:01.772
5 -	52.219	56.228	1:48.447	82.56	1.061	17:19:50.219
6 -	52.649	55.781	1:48.430	82.58	1.044	17:21:38.649
7 -	52.463	55.513	1:47.976 (3)	82.93	0.590	17:23:26.625
8 -	52.798	1:00.270	1:53.068	79.19	5.682	17:25:19.693
9 -	51.994	55.595	1:47.589 (2)	83.22	0.203	17:27:07.282
10 -	52.044	56.555	1:48.599	82.45	1.213	17:28:55.881
11 -	51.974	55.412	1:47.386 (1)	83.38		17:30:43.267

BMCRC - MRO Championships - Rnd 3 @ Donington Park GP

Marin British Sidecar Championship

RACE 19 - SECTOR ANALYSIS



SECTOR 1 = FL to I1, SECTOR 2 = I1 to FL, DIFF = Difference To Personal Best Lap, P = Crossed Finish Line in Pit Lane, D = Time Disallowed

P14 60 CUP		B.HOLLAND / W.STEVENS		RYDE Yamaha - Assured Office Solutions WPS		
IDEAL LAP TIME : 1:42.538		BEST LAP TIME : 1:42.538		DIFFERENCE : 0.000		
LAP	SECTOR 1	SECTOR 2	LAP TIME	MPH	DIFF	TIME OF DAY
1 -		54.488	1:51.241	80.49	8.703	17:12:28.345
2 -	51.844	53.510	1:45.354	84.99	2.816	17:14:13.699
3 -	49.752	53.112	1:42.864 (2)	87.05	0.326	17:15:56.563
4 -	49.635	52.903	1:42.538 (1)	87.32		17:17:39.101
5 -	49.760	53.237	1:42.997 (3)	86.93	0.459	17:19:22.098
6 -	50.000	53.837	1:43.837	86.23	1.299	17:21:05.935
7 -	50.536	53.080	1:43.616	86.41	1.078	17:22:49.551
8 -	50.219	53.906	1:44.125	85.99	1.587	17:24:33.676
9 -	50.804	54.763	1:45.567	84.82	3.029	17:26:19.243
10 -	51.820					

P15 72 F2		P.FOUNDS / J.WALMSLEY		LCF Honda - Team Founds Racing 72		
IDEAL LAP TIME : 1:41.484		BEST LAP TIME : 1:41.688		DIFFERENCE : 0.204		
LAP	SECTOR 1	SECTOR 2	LAP TIME	MPH	DIFF	TIME OF DAY
1 -		54.201	1:54.066	78.50	12.378	17:12:31.170
2 -	51.710	53.030	1:44.740	85.49	3.052	17:14:15.910
3 -	49.724	52.979	1:42.703	87.18	1.015	17:15:58.613
4 -	49.235	53.143	1:42.378 (3)	87.46	0.690	17:17:40.991
5 -	49.077	52.995	1:42.072 (2)	87.72	0.384	17:19:23.063
6 -	49.082	53.314	1:42.396	87.44	0.708	17:21:05.459
7 -	49.281	52.407	1:41.688 (1)	88.05		17:22:47.147
8 -	49.087	IN PIT	1:43.808 P	86.25	2.120	17:24:30.955

P16 33 CUP		S.HEGARTY / J.KNAPTON		RYDE Suzuki - Sean Hegarty Ltd / Express Tyres		
IDEAL LAP TIME : 1:41.046		BEST LAP TIME : 1:41.046		DIFFERENCE : 0.000		
LAP	SECTOR 1	SECTOR 2	LAP TIME	MPH	DIFF	TIME OF DAY
1 -		52.789	1:46.841	83.81	5.795	17:12:23.945
2 -	48.327	52.719	1:41.046 (1)	88.61		17:14:04.991
3 -	48.873	53.123	1:41.996 (2)	87.79	0.950	17:15:46.987
4 -	49.038	IN PIT	1:48.215 P	82.74	7.169	17:17:35.202

P17 13 F2		M.HEGARTY / A.LUDLOW		BAKER Suzuki - Hegarty Racing		
IDEAL LAP TIME : 1:49.649		BEST LAP TIME : 1:49.649		DIFFERENCE : 0.000		
LAP	SECTOR 1	SECTOR 2	LAP TIME	MPH	DIFF	TIME OF DAY
1 -		55.015	1:51.374	80.39	1.725	17:12:28.478
2 -	55.083	54.566	1:49.649 (1)	81.66		17:14:18.127

P18 7 CUP		B.GRAY / F.MULDOON		LCR Yamaha - Brian Gray PowerBiking		
IDEAL LAP TIME : 1:50.825		BEST LAP TIME :		DIFFERENCE :		
LAP	SECTOR 1	SECTOR 2	LAP TIME	MPH	DIFF	TIME OF DAY
1 -		53.826	1:50.617	80.94		17:12:27.721
2 -	56.999	IN PIT	1:56.417 P	76.91		17:14:24.138

P19 18 CUP		P.BELL / P.HYDE		LCR Yamaha - Bell Racing		
IDEAL LAP TIME : 2:05.366		BEST LAP TIME :		DIFFERENCE :		
LAP	SECTOR 1	SECTOR 2	LAP TIME	MPH	DIFF	TIME OF DAY
1 -		55.423	1:48.873	82.24		17:12:25.977
2 -	1:09.943					

BMCRC - MRO Championships - Rnd 3 @ Donington Park GP

Marin British Sidecar Championship

RACE 19 - BEST SECTORS

POS	SECTOR 1		SECTOR 2		IDEAL / BEST COMPARISON						
	NO	TIME	NO	TIME	POS	NO	NAME	IDEAL	BEST	DIFF	
								PERFECT LAP	1:35.809		
1	1	46.606	1	49.203	1	1	L.BLACKSTOCK / O.LAWRENCE	1:35.809	1:35.809	0.000	
2	16	46.939	16	49.815	2	16	B.BIRCHALL / M.WILKES	1:36.754	1:36.761	0.007	
3	29	46.958	29	50.007	3	29	S.KERSHAW / R.GIBBONS	1:36.965	1:37.052	0.087	
4	5	47.516	5	50.677	4	5	R.BIGGS / F.SEGERS	1:38.193	1:38.732	0.539	
5	96	47.944	26	51.132	5	26	R.ATKINSON / S.COLBROOK	1:39.619	1:39.753	0.134	
6	33	48.327	2	51.566	6	2	J.HOLDEN / P.KNAPTON	1:40.035	1:40.451	0.416	
7	2	48.469	3	51.922	7	96	J.SAUNDERS / R.COPPOCK	1:40.474	1:40.999	0.525	
8	26	48.487	4	52.085	8	3	R.CROWE / C.CROWE	1:40.788	1:40.801	0.013	
9	3	48.866	74	52.264	9	33	S.HEGARTY / J.KNAPTON	1:41.046	1:41.046	0.000	
10	74	49.061	72	52.407	10	74	P.FARRANCE / C.PARKIN	1:41.325	1:41.799	0.474	
11	72	49.077	96	52.530	11	4	A.PEACH / J.HOPE	1:41.447	1:41.477	0.030	
12	9	49.189	33	52.719	12	72	P.FOUNDS / J.WALMSLEY	1:41.484	1:41.688	0.204	
13	4	49.362	60	52.903	13	9	D.GIBSON / S.STOKOE	1:42.389	1:42.444	0.055	
14	60	49.635	9	53.200	14	60	B.HOLLAND / W.STEVENS	1:42.538	1:42.538	0.000	
15	99	51.052	7	53.826	15	99	S.RAMSDEN / M.RAMSDEN	1:45.018	1:45.663	0.645	
16	42	51.974	99	53.966	16	42	C.CURRIE / J.SHARP	1:47.386	1:47.386	0.000	
17	13	55.083	13	54.566	17	13	M.HEGARTY / A.LUDLOW	1:49.649	1:49.649	0.000	
18	7	56.999	42	55.412	18	7	B.GRAY / F.MULDOON				
19	18	1:09.943	18	55.423	19	18	P.BELL / P.HYDE				

BMCRC - MRO Championships - Rnd 3 @ Donington Park GP

Marin British Sidecar Championship

RACE 19 - STATISTICS

Competitors Started 19
Planned Start 2026-05-10 @ 16:10:00.000
Actual Start 2026-05-10 @ 17:10:37.103
Finish Time 2026-05-10 @ 17:29:58.625
Track Length 2.4873mi.
Total Laps 179
Total Distance Covered 445.2354mi.

Session Fastest Lap History

NO	CL	NAME	LAP TIME	TIME OF DAY	LAP	VEHICLE
1	GP	L.BLACKSTOCK / O.LAWRENCE	1:36.892	17:13:53.950	2	LCR Yamaha
1	GP	L.BLACKSTOCK / O.LAWRENCE	1:35.943	17:15:29.893	3	LCR Yamaha
1	GP	L.BLACKSTOCK / O.LAWRENCE	1:35.847	17:21:54.827	7	LCR Yamaha
1	GP	L.BLACKSTOCK / O.LAWRENCE	1:35.809	17:23:30.636	8	LCR Yamaha

Session Leader History

NO	CL	NAME	FROM LAP	LAPS LED	DISTANCE	VEHICLE
1	GP	L.BLACKSTOCK / O.LAWRENCE	1	12	29.81 miles	LCR Yamaha

Flag History

TYPE	TIME OF DAY
GREEN	17:10:37.103
FINISH	17:29:58.625

Flag Statistics

TYPE	COUNT	TOTAL LAPS	TOTAL TIME
Green	1	12	21:17.177
Red	0	0	0.000
Safety Car	0	0	0.000
FCY	0	0	0.000

BMCRC - MRO Championships - Rnd 3 @ Donington Park GP

Marin British Sidecar Championship

RACE 19 - STATISTICS

CLASS : GP

4 Starters

Fastest Lap History

NO	NAME	LAP TIME	TIME OF DAY	LAP	VEHICLE
1	L.BLACKSTOCK / O.LAWRENCE	1:36.892	17:13:53.950	2	LCR Yamaha
1	L.BLACKSTOCK / O.LAWRENCE	1:35.943	17:15:29.893	3	LCR Yamaha
1	L.BLACKSTOCK / O.LAWRENCE	1:35.847	17:21:54.827	7	LCR Yamaha
1	L.BLACKSTOCK / O.LAWRENCE	1:35.809	17:23:30.636	8	LCR Yamaha

Leader History

NO	NAME	FROM LAP	LAPS LED	DISTANCE	VEHICLE
1	L.BLACKSTOCK / O.LAWRENCE	1	12	29.81 miles	LCR Yamaha

BMCRC - MRO Championships - Rnd 3 @ Donington Park GP

Marin British Sidecar Championship

RACE 19 - STATISTICS

CLASS : CUP

8 Starters

Fastest Lap History

NO	NAME	LAP TIME	TIME OF DAY	LAP	VEHICLE
33	S.HEGARTY / J.KNAPTON	1:41.046	17:14:04.991	2	RYDE Suzuki
26	R.ATKINSON / S.COLBROOK	1:40.508	17:17:33.597	4	ARS Yamaha
26	R.ATKINSON / S.COLBROOK	1:40.294	17:19:13.891	5	ARS Yamaha
26	R.ATKINSON / S.COLBROOK	1:39.753	17:20:53.644	6	ARS Yamaha

Leader History

NO	NAME	FROM LAP	LAPS LED	DISTANCE	VEHICLE
33	S.HEGARTY / J.KNAPTON	1	3	7.42 miles	RYDE Suzuki
2	J.HOLDEN / P.KNAPTON	4	9	22.38 miles	RYDE Triumph

BMCRC - MRO Championships - Rnd 3 @ Donington Park GP

Marin British Sidecar Championship

RACE 19 - STATISTICS

CLASS : F2

7 Starters

Fastest Lap History

NO	NAME	LAP TIME	TIME OF DAY	LAP	VEHICLE
96	J.SAUNDERS / R.COPPOCK	1:41.246	17:14:07.020	2	LCR Yamaha
96	J.SAUNDERS / R.COPPOCK	1:41.071	17:24:15.433	8	LCR Yamaha
96	J.SAUNDERS / R.COPPOCK	1:40.999	17:25:56.432	9	LCR Yamaha
3	R.CROWE / C.CROWE	1:40.801	17:29:29.420	11	LCR Honda

Leader History

NO	NAME	FROM LAP	LAPS LED	DISTANCE	VEHICLE
96	J.SAUNDERS / R.COPPOCK	1	12	29.81 miles	LCR Yamaha



Marin British Sidecar Championship

CUP RIDERS CHAMPIONSHIP CLASSIFICATION

					TOTAL	GAP	DIFF	8th - 10th May Donington Park GP			19th - 21st June Knockhill		3rd - 5th July Snetterton 300		25th - 26th July Cadwell Park		29th - 30th August Anglesey Coastal		2nd - 4th October Donington Park GP		17th - 19th October Brands Hatch GP		Wins	Seconds	Thirds
								1	2	3	4	5	6	7	8	9	10	11	12	13	14	15			
1	26	R.ATKINSON / S.COLBROOK	GBR	CUP	ARS Yamaha	60			20	20	20												0	3	0
2	18	P.BELL / P.HYDE	GBR	CUP	LCR Yamaha	50	-10	-10	25	25													2	0	0
3	2	J.HOLDEN / P.KNAPTON	GBR	CUP	RYDE Triumph	41	-19	-9		16	25												1	0	1
4	4	A.PEACH / J.HOPE	GBR	CUP	LCR Triumph	29	-31	-12	13	16													0	0	1
5	74	P.FARRANCE / C.PARKIN	GBR	CUP	LCR Yamaha	26	-34	-3	13	13													0	0	0
6	60	B.HOLLAND / W.STEVENS	GBR	CUP	RYDE Yamaha	16	-44	-10	16														0	0	1
7	7	B.GRAY / F.MULDOON	GBR	CUP	LCR Yamaha	11	-49	-5	11														0	0	0
8	38	C.MOSS / K.HAUXWELL	GBR	CUP	LCR Triumph	11	-49		11														0	0	0



Marin British Sidecar Championship

F2 RIDERS CHAMPIONSHIP CLASSIFICATION

					TOTAL	GAP	DIFF	8th - 10th May Donington Park GP			4 19th - 21st June Knockhill	6 3rd - 5th July Snetterton 300	8 25th - 26th July Cadwell Park	10 29th - 30th August Anglesey Coastal	12 2nd - 4th October Donington Park GP	14 17th - 19th October Brands Hatch GP	Wins	Seconds	Thirds
								1	2	3									
1	96	J.SAUNDERS / R.COPPOCK	GBR	F2	LCR Yamaha	75			25	25	25						1	0	0
2	9	D.GIBSON / S.STOKOE	GBR	F2	CES KTM	45	-30	-30	16	13	16						0	0	1
3	99	S.RAMSDEN / M.RAMSDEN	GBR	F2	LCR Honda	43	-32	-2	20	10	13						0	1	0
4	3	R.CROWE / C.CROWE	IMN	F2	LCR Honda	36	-39	-7	16	20							0	0	0
5	13	M.HEGARTY / A.LUDLOW	GBR	F2	BAKER Suzuki	24	-51	-12	13	11							0	0	0
6	72	P.FOUNDS / J.WALMSLEY	GBR	F2	LCF Honda	20	-55	-4	20								0	0	0
7	15	S.BAINBOROUGH / D.RUDLAND	IMN	F2	BAKER Suzuki	11	-64	-9	11								0	0	0
8	42	C.CURRIE / J.SHARP	GBR	F2	LCR Honda	11	-64			11							0	0	0



Marin British Sidecar Championship

GP RIDERS CHAMPIONSHIP CLASSIFICATION

1	2	3	4	5	6	7	8	9	10	11	12	13	14	15	TOTAL	GAP	DIFF	8th - 10th May Donington Park GP			19th - 21st June Knockhill		3rd - 5th July Snetterton 300		25th - 26th July Cadwell Park		29th - 30th August Anglesey Coastal		2nd - 4th October Donington Park GP		17th - 19th October Brands Hatch GP		Wins	Seconds	Thirds	
																		1	2	3	4	5	6	7	8	9	10	11	12	13	14	15	1	2	3	4
1	1	L.BLACKSTOCK / O.LAWRENCE	GBR	GP	LCR Yamaha	75									75			25	25	25														3	0	0
2	16	B.BIRCHALL / M.WILKES	GBR	GP	RYDE Honda	60	-15	-15							60	-15	-15	20	20	20														0	3	0
3	29	S.KERSHAW / R.GIBBONS	GBR	GP	LCR Triumph	45	-30	-15							45	-30	-15	13	16	16													0	0	2	
4	5	R.BIGGS / F.SEGERS	GBR	GP	LCR Yamaha	42	-33	-3							42	-33	-3	16	13	13													0	0	1	

