



VISION SOLUTIONS
Smart Controls



Nintex K2 REPORT DESIGNER



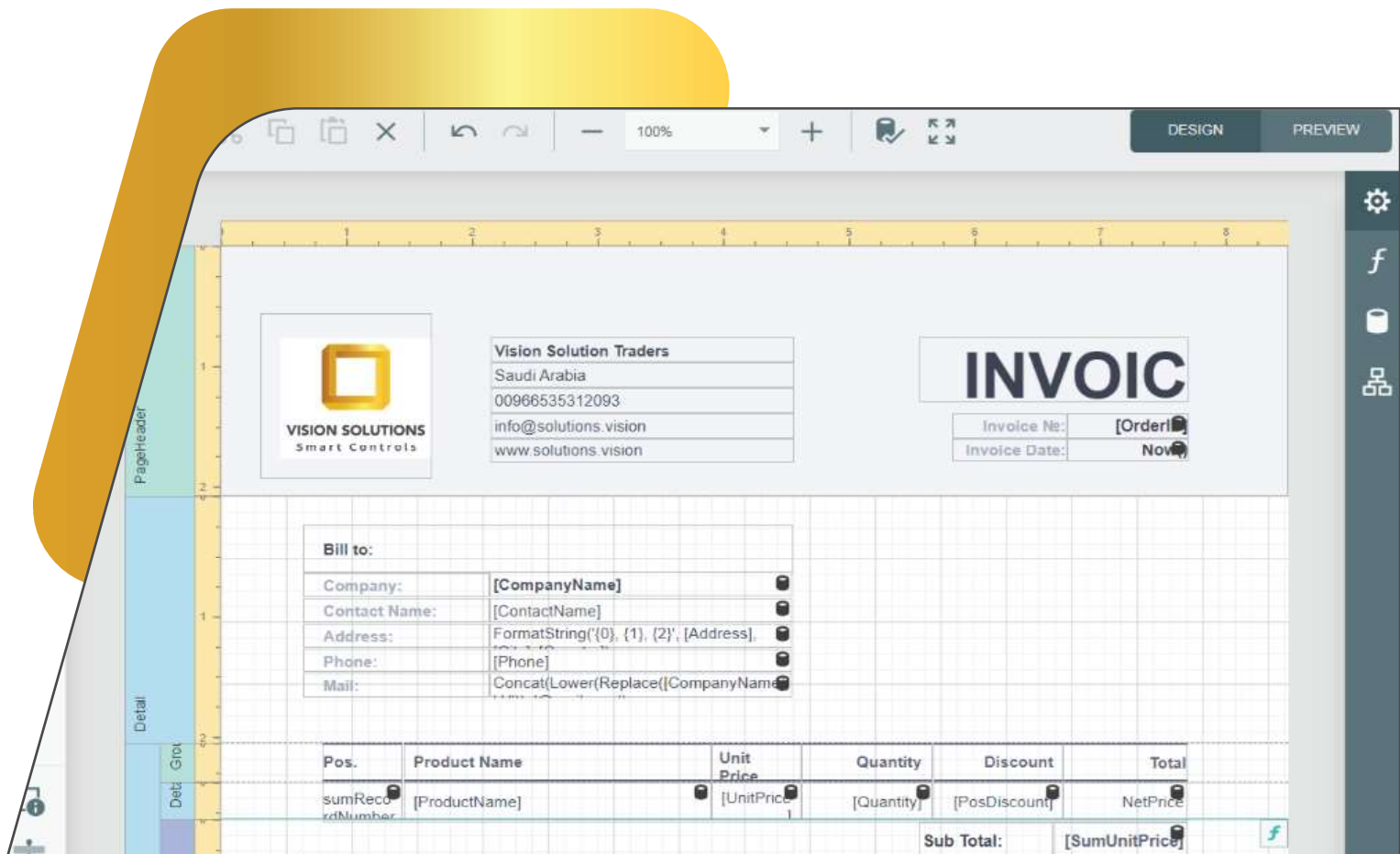
www.solutions.vision

Nintex K2 Report Designers

End-User Report Designers for K2 Smart-Form

Power users demand options and want control over the information they distribute within the enterprise. The need to meet these requirements can be daunting, especially for reports. With its powerful report designers, K2 Reporting makes it easy to integrate runtime report. You can create reports with point and click ease and use them in a Web or Mobile app.

Whether you need a feature-rich Windows designer or prefer to use a 100% web-based tool, the K2 Reports Suite includes everything you'll need to empower your users and reduce the number of reports you need to create within web designer.



The screenshot displays the Nintex K2 Report Designer interface. The top toolbar includes icons for save, undo, redo, zoom (set to 100%), and a preview button. The main workspace shows a report design for an invoice. The report is divided into sections: a PageHeader section containing the Vision Solutions logo and contact information, and a Detail section containing a table of invoice items. The PageHeader section includes a logo for 'VISION SOLUTIONS Smart Controls' and contact details for 'Vision Solution Traders' in Saudi Arabia. The Detail section contains a table with columns for 'Pos.', 'Product Name', 'Unit Price', 'Quantity', 'Discount', and 'Total'. The table rows include a header row and a data row with fields like 'sumRecordNumber', '[ProductName]', '[UnitPrice]', '[Quantity]', '[PosDiscount]', and 'NetPrice'. A 'Sub Total' row is also present at the bottom of the table. The interface also features a right-hand sidebar with a settings gear icon and a preview button.

Pos.	Product Name	Unit Price	Quantity	Discount	Total
sumRecordNumber	[ProductName]	[UnitPrice]	[Quantity]	[PosDiscount]	NetPrice
Sub Total:					[SumUnitPrice]

Fully Customizable Report Types

Create Elegant and Easy-to-Read Reports

Use our embedded Reports to generate a variety of report types - from simple mail-merge, table and vertical reports to master-detail (hierarchical) and cross-tab reports. Leverage our fully integrated report wizards and built-in report templates to create clear, concise and fully formatted documents to address the analytics requirements of your organization.



Balance Sheet

(Dollars in Millions)

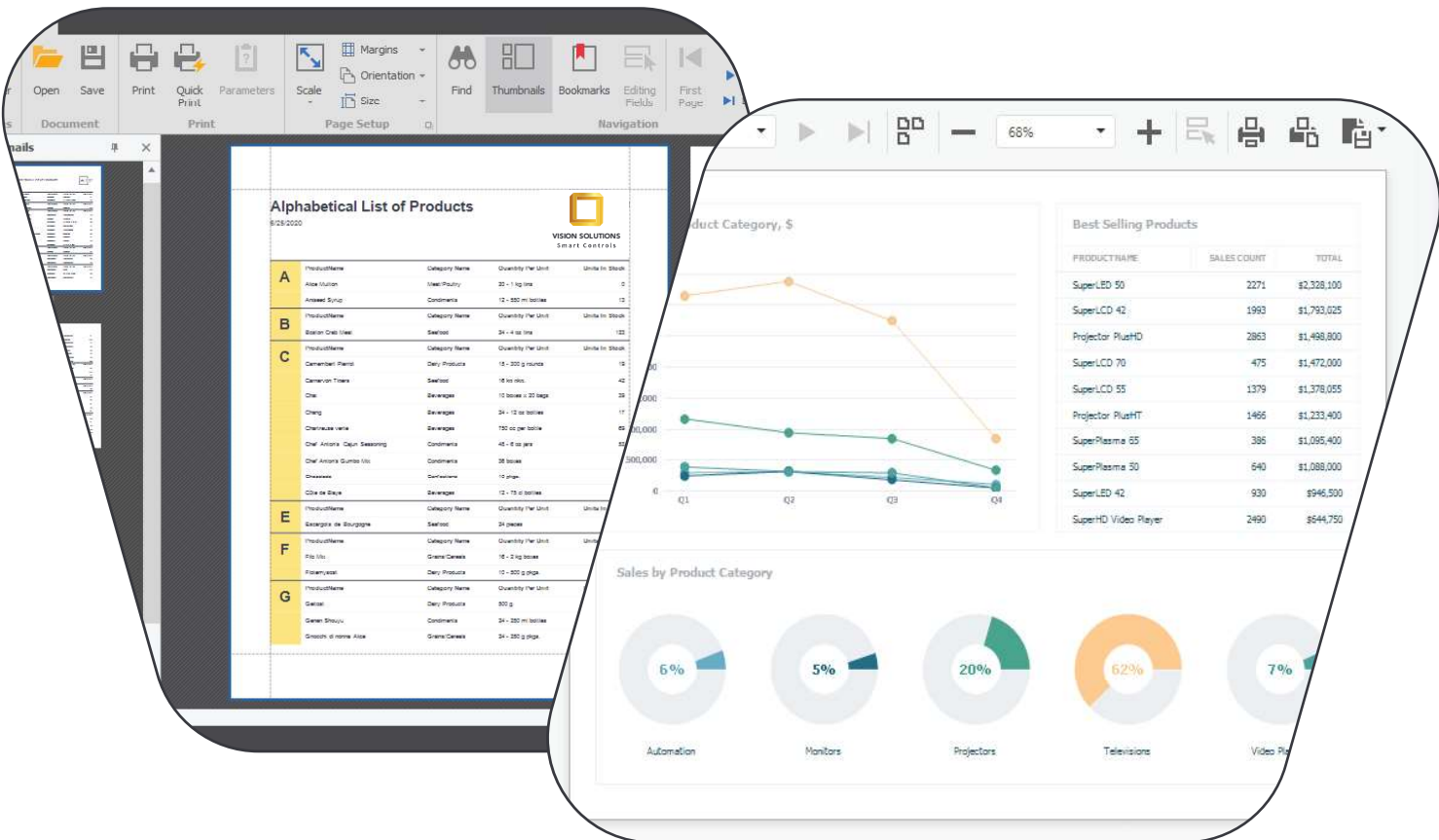
	2018	2019	2020
Assets			
Current assets			
Cash and cash equivalents	13,692.56	17,532.10	11,910.76
Marketable securities	24,187.44	14,629.48	21,956.18
Accounts receivable trade, less allowances for doubtful accounts	11,155.68	10,363.31	10,260.00
Inventories	7,139.41	8,398.09	7,128.75
Total Current assets	56,175.09	50,922.98	51,255.69
Long-term assets			
Property, plant and equipment, net	16,244.50	13,576.09	13,911.89
Intangible assets, net	28,199.35	24,374.22	28,860.46
Goodwill	20,982.49	22,112.28	20,378.70
Equity and long-term investments	6,225.03	6,071.37	6,592.01
Deferred taxes on income	12,139.94	11,442.37	11,928.68

Rich Data Visualization

Comprehensive Suite of UI Elements

The goal is simple: provide business users with the information required to monitor business outcomes and make intelligent, real-time decisions. While the goal may be simple, the reality is that most reports are rigid and don't allow users to efficiently explore information on their own terms. The evolving needs of the enterprise dictate that a reporting solution offer simple and straightforward end-user customization options so that report consumers can freely manipulate output to maximize clarity. Flexibility is key and ease-of-use paramount.

A Few of Our Report Controls

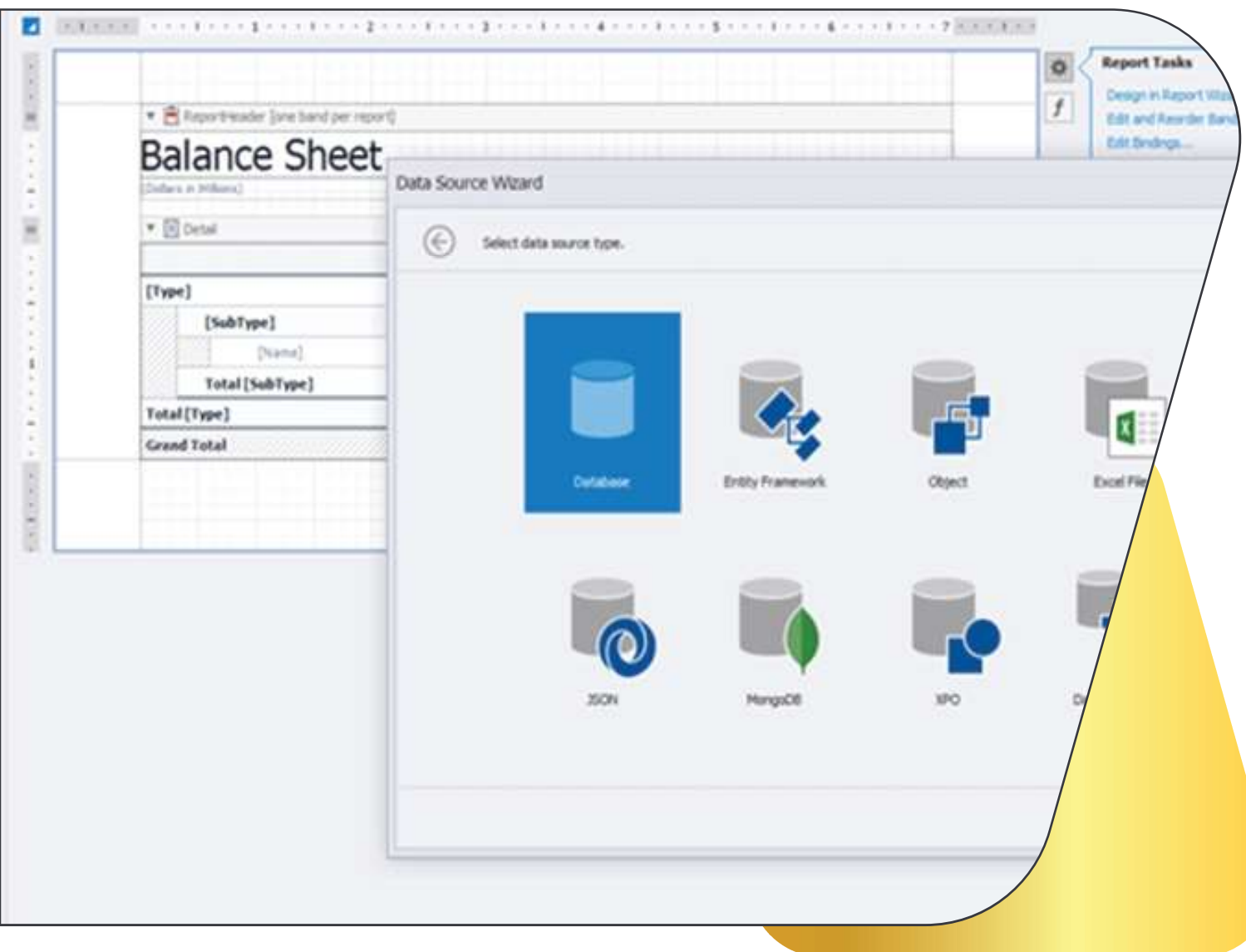



Data Connectivity

All major data providers are fully supported.

Nintex K2 Report can consume data from any source, via its support Web Designer

- ◆ K2 Smart-Object
- ◆ MS SQL Server
- ◆ MySQL, SQLite, PostgreSQL
- ◆ Oracle
- ◆ Microsoft Excel
- ◆ JSON, and more...





VISION SOLUTIONS
Smart Controls

Contact Us

P : +966 535 312 093

E : info@solutions.vision
w : www.solutions.vision

Kingdom of Saudi Arabia,
Riyadh City,