



According to the Indian calendar, the festival of Uttarayan like Makar Sankranti, Pongal, Bihu and Lohri marks the beginning of the transition from winters to summers. The celebration signifies the return of sunny days and the start of the harvest season. Discuss the various local festivals celebrated by children with their families. The picture also highlights the main elements of each celebration and various shapes and patterns which can be discussed with children.






Extend the patterns by drawing further.

A.



B.



C.



D.




E.




F.



G.



H.







Encourage children to use concrete objects to make patterns.





## Let us Do

Munna  is very fond of colouring. He created a pattern by using the impression of his thumb and fingers. You can also create a pattern like this by using your finger print in the given space.

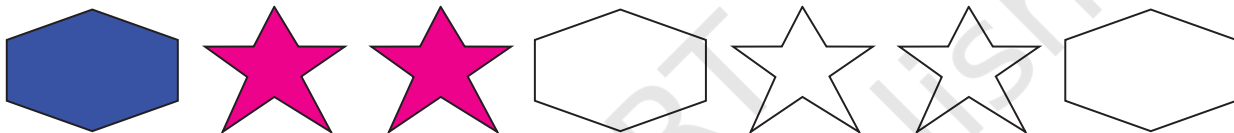
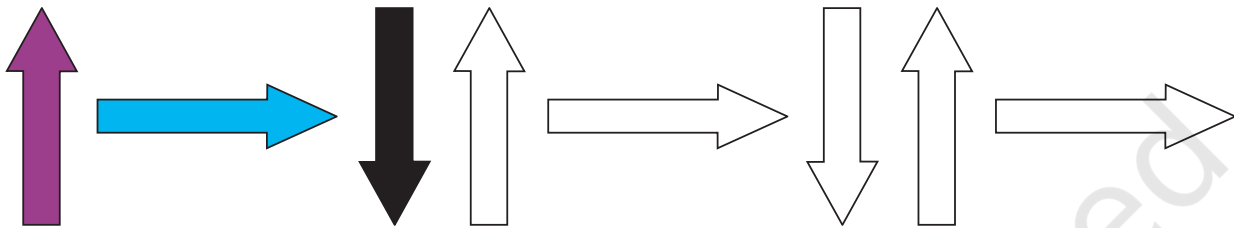
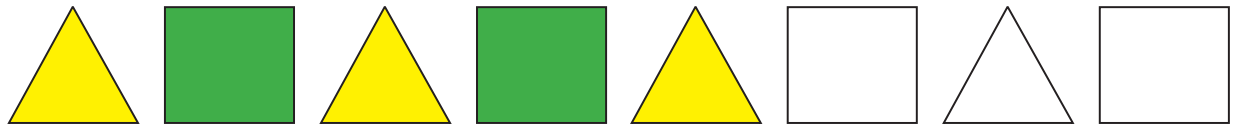



**What colour should come after pink and why? Discuss.**

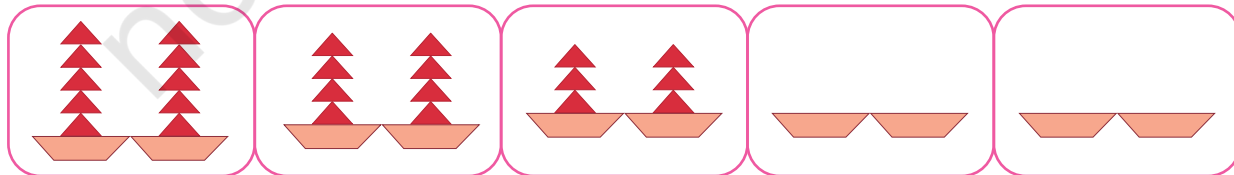

Ask children to collect different vegetables and cut them into slices with the help of adults. Use cut slices of these vegetables to create a pattern of your choice.






Look at the patterns and extend them by colouring.




Complete the pattern.



Study the pattern and fill in the missing numbers.



Murthy and Vani are helping their Amma in making *kolam* or *rangoli*. You can also help them by completing the below *kolam*.



### Project Work

- A. Collect pebbles, flowers, leaves, glasses, bowls, sticks, bangles, coins, caps, etc., and arrange them in a pattern. Create different patterns of jewellery, floral pot arrangements, art showpieces, etc.
- B. Observe and find the patterns in nature like leaves, butterfly, animal skins (cat, dog, zebra, tiger), curtains, *sarees*, *dupattas*, tiles, beehive, etc.
- C. Collect different objects seen around and make a collage.
- D. Create patterns using different actions like clapping, snapping your fingers, stamping your feet, etc.

The world around us is full of shapes. Encourage children to appreciate the rich heritage of India through exploring beautiful patterns in temples, mosque, church, gurudwara and monuments around them. Also ask them to share their observations of patterns in different art forms, movement patterns in dance forms, etc.

