

THE NATION'S FIRST 100% STEEL PORTABLE GREENHOUSES

Need Financing?

Ask about our *No Credit Check* Rent-To-Own and low monthly payment options available!

Our greenhouses are made with 100% steel framing, so you will never have to worry about them rotting. We offer 6 different styles of greenhouses, each with different ranges of customization to best suite your needs.

Details

Framework

Our 2.5"x2.5" 16-gauge galvanized steel tubing allows you to have your greenhouse in any climate or condition to hold up against rugged conditions and moisture of greenhouses.

Welding

Our bases, rafters, shelves, doors, and boxes are fully welded for additional strength and durability.

Siding

Our corrugated and double-wall polycarbonate panels feature the latest in product technology, offering outstanding physical characteristics such as high light transmission, advanced UV-protection, and excellent impact resistance.

On-Site Builds

Our on-site building option is great if you are unable to have your greenhouse delivered due to an existing fence, or limited access for a delivery truck, or if your greenhouse size needs to be bigger than what fits on a delivery truck. For an additional fee, we will assemble your greenhouse on location. Ask your dealer for details.

Why Heritage?

Life-Time Rust-Through Warranties

Our 16-Gauge 2.5x2.5 galvanized steel tubing, metal panels, and trim are warrantied against rust-through for the LIFETIME of your greenhouse.

Extended Workmanship Warranties

Horizontal Roof Greenhouses - 1 year workmanship warranty.
Vertical Roof Greenhouses - 3 year workmanship warranty
Double-Wall Poly Greenhouses - 5 year workmanship warranty

Incredible Manufacturing Warranties

The 12"x12" exhaust fan with its thermostated controller, infrared heater, and misting system have a 2 year warranty.
The 22-gauge corrugated polycarbonate panels have a 10 year warranty to not lose more than 10% of light value.
The 6mm double-wall polycarbonate panels have a 20 year warranty to not lose more than 10% of light value.
The solar powered fan has a 15 year component warranty (includes fan motor)

Free Delivery

Deliverable greenhouses within 30 miles of their local dealer will receive free delivery from Heritage Steel.



Great experience overall with Heritage Steel Company! We purchased one of their greenhouses. The customer care was TOP. Great follow up and communication, timely delivery and set up as well.

- Sandra M



Everyone was courteous, quick to respond, and efficient. I have no complaints out of anyone I have dealt with. The three orders I have with the company was completed in the time frame slotted and to perfect standard. Will recommend anyone to Heritage Steel and will use them for my further needs.

- Jonathan C

What to Know Before Delivery

Building Permits

The customer is fully responsible for checking local building requirements to see if any permits are required to construct the greenhouse.

Site Preparation

Prior to the delivery of your greenhouse, it is crucial to ensure your site is level. We recommend the ground be level within 4" front to back and side to side. Improperly prepared sites may delay the setup or construction of your structure and result in additional fees.

Unsuccessful Delivery

If our driver is unable to deliver your greenhouse due to limited access to the site or because the site has not been properly prepared, a 10% fee will be charged. This fee must be paid to the driver at the time of attempted delivery; a new delivery date will not be scheduled until the fee has been paid.

How to Choose Your Poly

Corrugated		Double-Wall
10 Year Warranty		20 Year Warranty
Heat Transfer 1.20 U Value	(lower numbers indicate better performance)	Heat Transfer .62 U Value
Heat Retention .83 R Value	(higher numbers indicate better performance)	Heat Retention 1.61 R Value
Single Pane Creates More Transparency		Double Pane Creates More Privacy

Mini Greenhouses

The Mini Greenhouse is 5' x 8' and is the perfect gardening solution for the person just getting started!

Standard Features Include:

- Horizontal Roofing Panels
- Corrugated Polycarbonate
- Water Resistant Exhaust fan
- 2' x 3' White Window in the Door
- (2) 1'x4' shelves on both sides of the unit



Modern Greenhouses

Designed with curb appeal in mind, the Modern Greenhouse has an approximate 3/12 roof pitch and unique lean-to shape.

Standard Features Include:

- Vertical Roofing Panels
- Corrugated Polycarbonate
- 9-Lite PVC Jam Door
- Water Resistant Exhaust fan
- 2' x 3' White Window
- 16" Wide Shelf the length of the unit

Greenhouse Options and Upgrades

Exhaust Fans

The 115V, 60HZ, 65W 0.6A water-resistant exhaust fan measures 12"x12" and comes with a thermostat remote control. Dual fans are recommended for units 16' and longer. *large-scale units come with 24"x24" exhaust fan.

Solar Fan Package

The hybrid solar powered fan is 24"x24" and is mounted to the roof. It comes with a built-in thermostat and electric power connection as well. The default exhaust fan on the back wall of the unit is replaced with a vent to aid in airflow.

Additional Windows

Though each unit comes standard with a 2' x 3' white window, additional windows can be added and placed in the spot of your choosing on the unit.

Planter Boxes

Planter boxes are 16" tall raised growing beds inside your greenhouse that are fastened to the framing. They are currently available on units with floors.

Horizontal Greenhouses

The standard Horizontal Greenhouse is designed for the customer with economics in mind.

Standard Features Include:

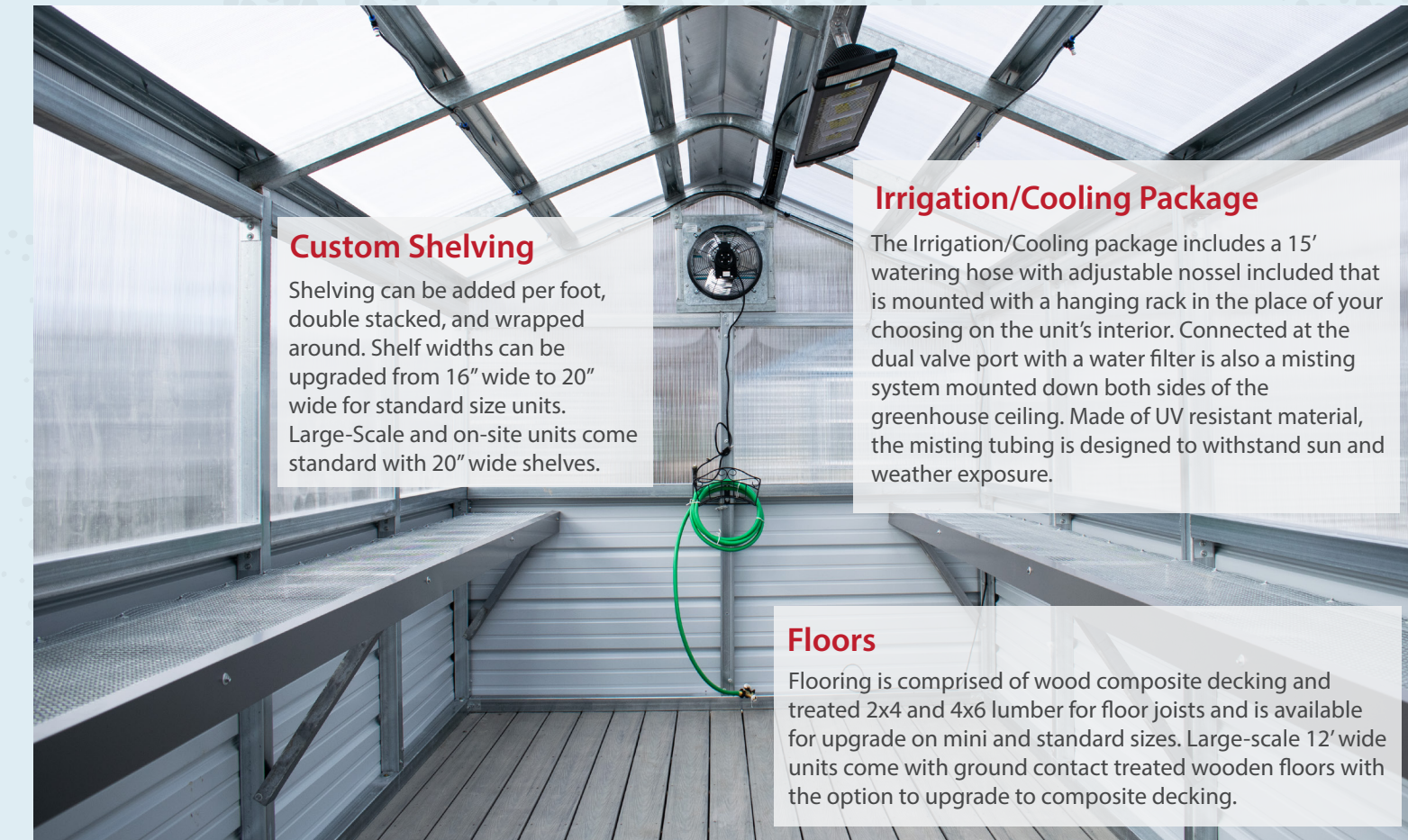
- Horizontal Roofing Panels
- Corrugated Polycarbonate
- Water Resistant Exhaust fan
- 2' x 3' White Window in the Door
- 16" wide shelf running the length of the unit

Potting Shed Greenhouses

The Potting Shed Greenhouse is the one stop solution for customers needing storage for all their gardening tools or needing a diverse growing environment. In this a-frame vertical design, enclosed sections are anywhere from 4ft to 8 ft in depth and can be customized just like the greenhousing portion of the unit.

Standard Features Include:

- Vertical Roofing Panels
- Corrugated Polycarbonate
- Interior Walk-In door Frameout
- Water Resistant Exhaust fan
- 2' x 3' White Window
- 16" Wide Shelf the length of the greenhouse section



Custom Shelving

Shelving can be added per foot, double stacked, and wrapped around. Shelf widths can be upgraded from 16" wide to 20" wide for standard size units. Large-Scale and on-site units come standard with 20" wide shelves.

Irrigation/Cooling Package

The Irrigation/Cooling package includes a 15' watering hose with adjustable nozzle included that is mounted with a hanging rack in the place of your choosing on the unit's interior. Connected at the dual valve port with a water filter is also a misting system mounted down both sides of the greenhouse ceiling. Made of UV resistant material, the misting tubing is designed to withstand sun and weather exposure.

Floors

Flooring is comprised of wood composite decking and treated 2x4 and 4x6 lumber for floor joists and is available for upgrade on mini and standard sizes. Large-scale 12' wide units come with ground contact treated wooden floors with the option to upgrade to composite decking.

Vertical Greenhouses

The Vertical Greenhouse is for customers looking for a classic design while providing practicality with the ease of shedding rain, snow, or debris that might land on its' roof.

Standard Features Include:

- Vertical Roofing Panels
- Corrugated Polycarbonate
- Water Resistant Exhaust fan
- 2' x 3' White Window in the Door
- 16" wide shelf running the length of the unit




Victorian Greenhouses

The Victorian Greenhouse is the definition of chic with its elevated a-frame roof pitch, double-wall poly, and show-stopping dormer in the center.


Standard Features Include:

- A-Frame Vertical Roof
- 4 ft. Wide Dormer
- Double-Wall Polycarbonate
- Water Resistant Exhaust fan
- 2' x 3' White Window in the Door
- 16" wide shelf running the length of the unit



BeeSpring Vent

The BeeSpring Vent is a self-sustainable vent with a built-in beeswax thermostat that expands and contracts based on temperature increase or decrease in the unit.



Foam Package

The Foam Package is comprised of corrugated foam strips that are designed to sit in the grooves of corrugated polycarbonate seams to aid in keeping heat in and bugs out.



Anchor Package

The anchor package is comprised of 4 Greenhouse Anchors that are 15" long, which are fastened to the inside of base rails once they are drilled into the ground. This is a standard feature on large-scale units.

Heating Package + Additional Heaters

Full Heating Packages come with a water-resistant 120VAC, 60Hz, 1500W infrared ceiling mounted heater and foam package. Up to 4 additional heaters can be added in addition to the heating package. **Note:** Units with double-wall polycarbonate only come with additional heaters as the foam package is not needed.

Double-Wall Polycarbonate

The Double-Wall Polycarbonate is available on the vertical, modern, and potting shed units. It adds an additional aesthetic appeal and extra insulating abilities to the greenhouse. This is a standard feature on victorian and large-scale units.

Vertical Polycarbonate and Wainscoting

Vertical Corrugated Polycarbonate Siding is available as an upgrade exclusively on the modern style. Vertical Wainscoting is available on the vertical, modern, victorian, and large-scale styles.

Large-Scale Greenhouses

A Large-Scale Greenhouse is an a-frame vertical style that is built only on-site due to the size. Great for gardeners wanting to go commercial or starting a nursery business.

Standard Features Include:

- Double-Wall Polycarbonate
- 9-lite PVC Jam Door
- 24" Water Resistant Exhaust fan
- 12" wide shelf running the length of the unit
- Anchor Package

Deliverable and On-Site Sizes

Horizontal Style 5x8	Vertical, Modern, Potting Shed, Victorian Style 10x20
All Styles 8x12 10x12 8x16 10x16	Vertical and Modern Style 12x20 12x24 12x28 12x32
Potting Shed Style 8x20	

On-Site Only Sizes

Large Scale A-Frame Vertical Style (Options to upgrade to 9' and 12' leg height)
14x20 14x28 14x26 14x44
16x20 16x28 16x26 16x44
18x20 18x28 18x26 18x44
20x20 20x28 20x26 20x44
24x20 24x28 24x26 24x44

Colors

Customize the color of greenhouse trim, wainscoting, and windows! There are 15 color options for trim and wainscoting, additionally there are 3 color choices for windows. White and green are standard colors at no extra cost.

