



# Option Tracker Trading Academy

## Derivative Digest

Futures & Option Analysis

Open Interest Analysis

04-Jun-2026

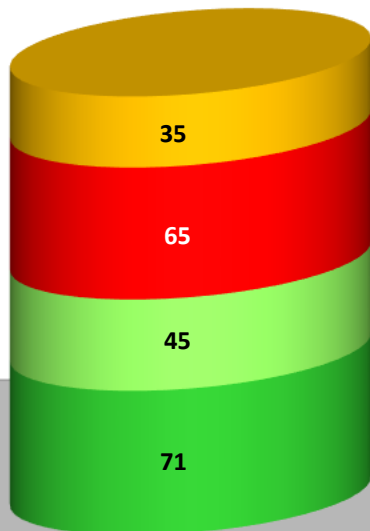
# Market Overview

## MARKET SENTIMENTS



■ Bullish ■ Bearish

## DERIVATIVE ANALYSIS



■ Long Unwinding

■ Short Build Up

■ Short Covering

■ Long Build Up

## NIFTY SPOT & NIFTY BANKS LEVEL

NIFTY		NIFTY BANK	
0.0%	16828.4	0.0%	38613.2
23.6%	17314.3	23.6%	39920.3
38.2%	17615.0	38.2%	40728.9
50.0%	17858.0	50.0%	41382.5
61.8%	18101.0	61.8%	42036.0
100.0%	18887.6	100.0%	44151.8
138.2%	19674.2	138.2%	46267.6
161.8%	20160.2	161.8%	47574.7
261.8%	22219.5	261.8%	53113.3
423.0%	25539.0	423.0%	62041.6

LEVEL	NIFTY	NIFTY BANK
S3	23025	53250
S2	23243	53874
S1	23377	54245
Pivot	23460	54498
R1	23595	54869
R2	23678	55122
R3	23896	55746

# LONG BUILDUP /SHORT BUILDUP

EXPIRY	30 June 2026				
SYMBOL	Chg in OI %	Chg in OI	Open Interest	Price	Diff
TRENT	54%	3467625	9848625	2791.7	▼1472.3
GVT&D	18%	98750	639625	5123.5	▲113.0
KALYANKJIL	11%	4160925	43212075	365.2	▲ 8.8
NAM-INDIA	10%	577500	6116250	1125.0	▲ 52.4
BLUESTARCO	9%	237900	2819050	1606.4	▲ 13.2
VMM	7%	2056400	32912100	118.8	▼ -2.4
NHPC	6%	9901900	163532750	76.8	▲ 1.2
PGEL	6%	836000	14632850	496.9	▲ 21.8
ULTRACEMCO	6%	135000	2440300	11089.0	▼-114.0
360ONE	6%	292000	5305000	1078.7	▼ -1.0
COALINDIA	5%	3950100	87323400	485.6	▲ 8.1
GMRAIRPORT	4%	5461425	141899400	102.9	▲ 3.2
PRESTIGE	4%	226800	5913900	1367.9	▲ 14.8
MPHASIS	4%	154000	4288350	2336.3	▲ 34.8
COCHINSHIP	4%	126000	3555200	1467.5	▲ 7.6

**NOTE:**  
Up Green Arrow  
Denotes  
**LONG BUILD UP**  
and Down Red  
Arrow Denotes  
**SHORT BUILD UP**

# LONG UNWINDING / SHORT COVERING

EXPIRY	30 June 2026				
SYMBOL	Chg in OI %	Chg in OI	Open Interest	Price	Diff
HYUNDAI	-7%	-619575	8170525	1944.2	▲ 62.7
FORCEMOT	-6%	-14925	253500	18684.0	▲ 1099.0
BSE	-4%	-404700	9017125	4055.6	▲ 52.5
MCX	-4%	-558025	12487350	2907.7	▲ 54.3
ASIANPAINT	-4%	-422750	10854250	2650.6	▼ -4.8
SUPREMEIND	-3%	-65975	2040500	3634.6	▲ 62.5
GAIL	-3%	-2012500	76257000	168.6	▲ 3.8
MARICO	-3%	-408000	15627600	821.3	▲ 4.5
TECHM	-3%	-559800	21517200	1495.0	▲ 16.7
ASTRAL	-2%	-161075	6479125	1562.4	▲ 11.9
SRF	-2%	-73400	3059600	2738.2	▼ -5.6
POWERGRID	-2%	-2055800	85781200	287.0	▼ -0.7
DMART	-2%	-77550	3333000	4174.6	▼ -32.4
SAMMAANCAP	-2%	-1668400	73895500	184.8	▲ 6.0
DABUR	-2%	-482500	23680000	428.5	▲ 6.6

## NOTE:

Up Green Arrow

Denotes

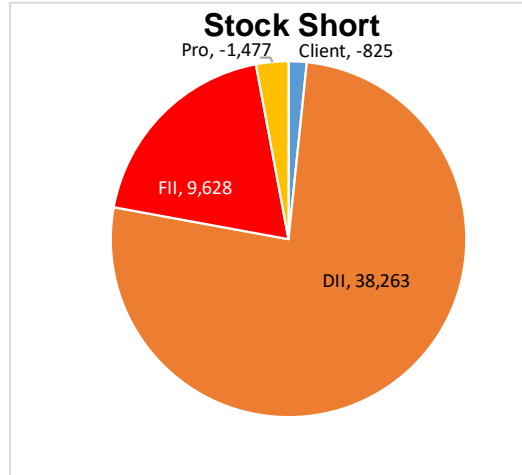
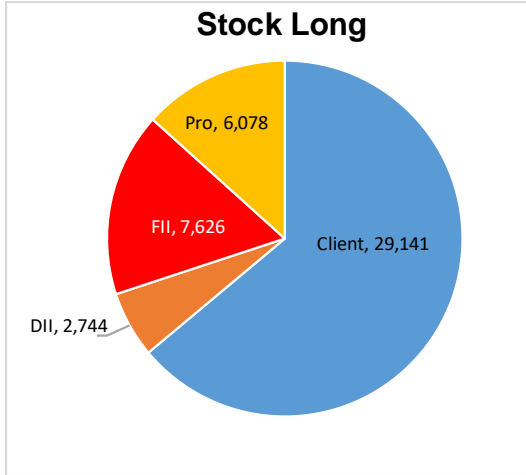
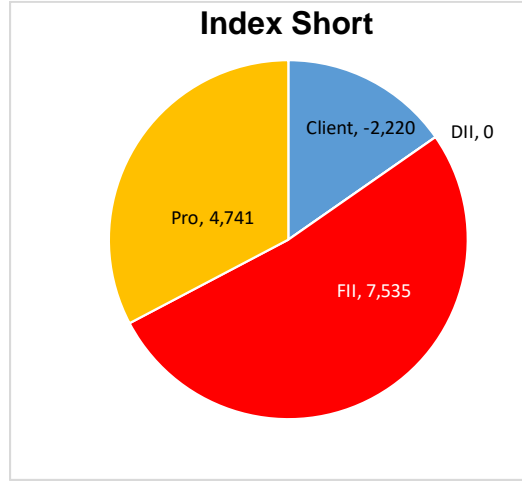
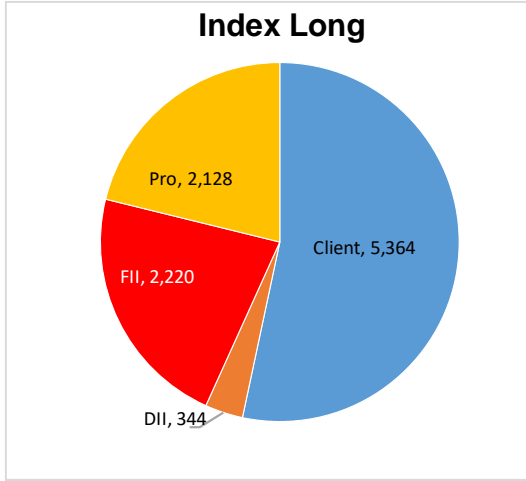
**SHORT COVERING**

and Down Red

Arrow Denotes

**LONG UNWINDING**

# Participant-wise Open Interest



## Types of Participants:

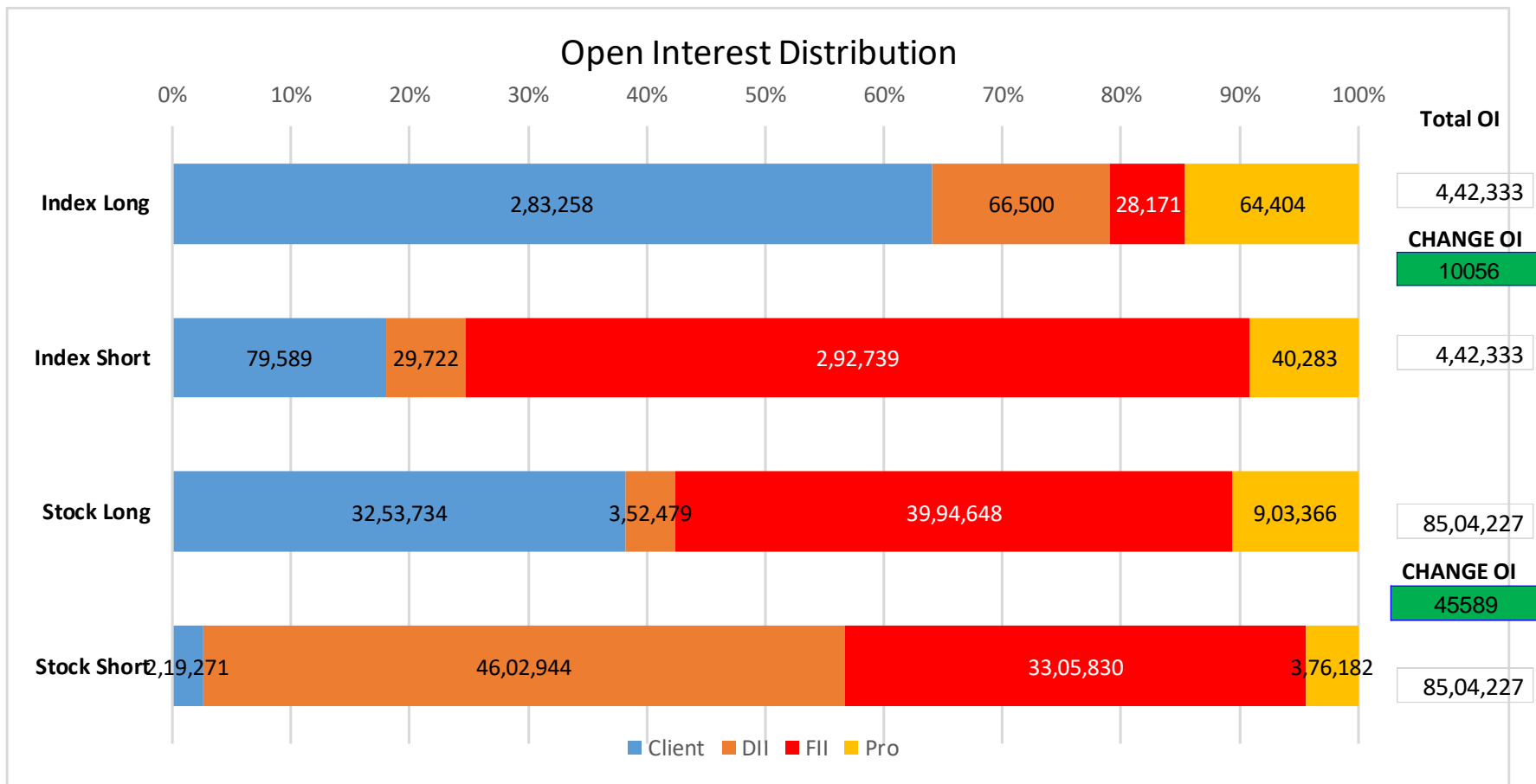
**Clients:** Clients are the retail individual investors who invest in the derivatives instruments.

**DII :** Domestic Individual Investors are the local institutional investors who trade in this market mostly for hedging and speculating targets. Mutual Fund Houses, Pension Funds, Banks, Insurance Companies, are some examples of the most common DIIs present in the market.

**FIIs:** Foreign Institutional Investors are the international investors who are willing to invest in the Indian Market being locals of different countries.

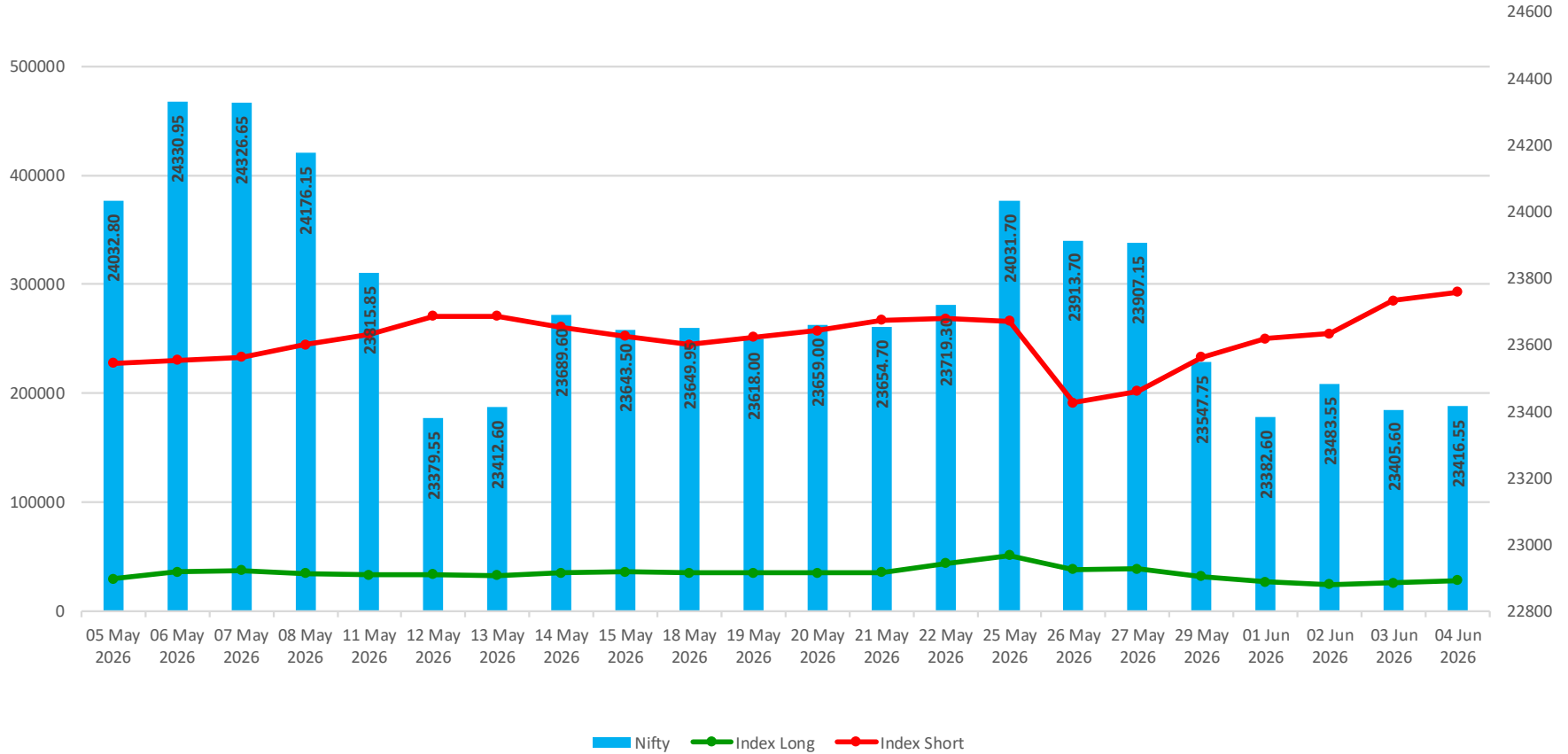
**Pro :** Pro are the proprietors and brokerage firms who trade on their own behalf.

# Participant-wise Open Interest Distribution



# FII Participation in Index

## Index and FII Participation



# Participant-wise Open Interest - Summary

Client	Open Interest				Change of Open Interest							
Date	Index Long	Index Short	Stock Long	Stock Short	Index Long		Index Short		Stock Long		Stock Short	
04 Jun 2026	283258	79589	3253734	219271	5364	Long BuildUp	-2220	Short Covering	29141	Long BuildUp	-825	Short Covering
03 Jun 2026	277894	81809	3224593	220096	8484	Long BuildUp	-1076	Short Covering	57936	Long BuildUp	-8783	Short Covering
02 Jun 2026	269410	82885	3166657	228879	8547	Long BuildUp	-5192	Short Covering	1264	Long BuildUp	14448	Short BuildUp
01 Jun 2026	260863	88077	3165393	214431	18412	Long BuildUp	-942	Short Covering	1338	Long BuildUp	5209	Short BuildUp
29 May 2026	242451	89019	3164055	209222	26605	Long BuildUp	10173	Short BuildUp	95132	Long BuildUp	-9627	Short Covering

DII	Open Interest				Change of Open Interest							
Date	Index Long	Index Short	Stock Long	Stock Short	Index Long		Index Short		Stock Long		Stock Short	
04 Jun 2026	66500	29722	352479	4602944	344	Long BuildUp	0	Short Covering	2744	Long BuildUp	38263	Short BuildUp
03 Jun 2026	66156	29722	349735	4564681	191	Long BuildUp	-3362	Short Covering	14857	Long BuildUp	56360	Short BuildUp
02 Jun 2026	65965	33084	334878	4508321	-3696	Long Unwinding	-1389	Short Covering	27996	Long BuildUp	105726	Short BuildUp
01 Jun 2026	69661	34473	306882	4402595	-4241	Long Unwinding	-1750	Short Covering	8754	Long BuildUp	19320	Short BuildUp
29 May 2026	73902	36223	298128	4383275	3117	Long BuildUp	262	Short BuildUp	14050	Long BuildUp	168846	Short BuildUp

FII	Open Interest				Change of Open Interest							
Date	Index Long	Index Short	Stock Long	Stock Short	Index Long		Index Short		Stock Long		Stock Short	
04 Jun 2026	28171	292739	3994648	3305830	2220	Long BuildUp	7535	Short BuildUp	7626	Long BuildUp	9628	Short BuildUp
03 Jun 2026	25951	285204	3987022	3296202	1413	Long BuildUp	30570	Short BuildUp	-40506	Long Unwinding	3491	Short BuildUp
02 Jun 2026	24538	254634	4027528	3292711	-2284	Long Unwinding	4632	Short BuildUp	3452	Long BuildUp	-91565	Short Covering
01 Jun 2026	26822	250002	4024076	3384276	-4902	Long Unwinding	16969	Short BuildUp	18168	Long BuildUp	24580	Short BuildUp
29 May 2026	31724	233033	4005908	3359696	-7140	Long Unwinding	31157	Short BuildUp	-39468	Long Unwinding	-47212	Short Covering

Pro	Open Interest				Change of Open Interest							
Date	Index Long	Index Short	Stock Long	Stock Short	Index Long		Index Short		Stock Long		Stock Short	
04 Jun 2026	64404	40283	903366	376182	2128	Long BuildUp	4741	Short BuildUp	6078	Long BuildUp	-1477	Short Covering
03 Jun 2026	62276	35542	897288	377659	16690	Long BuildUp	646	Short BuildUp	37385	Long BuildUp	18604	Short BuildUp
02 Jun 2026	45586	34896	859903	359055	-6095	Long Unwinding	-1579	Short Covering	5460	Long BuildUp	9563	Short BuildUp
01 Jun 2026	51681	36475	854443	349492	6560	Long BuildUp	1552	Short BuildUp	18658	Long BuildUp	-2191	Short Covering
29 May 2026	45121	34923	835785	351683	21486	Long BuildUp	2476	Short BuildUp	56125	Long BuildUp	13832	Short BuildUp

# F&O SUMMARY (1/3)

SYMBOL	CMP	Diff	%Diff	TOTAL OI	Change OI	%Change	Interpretion
BANKNIFTY	54616.60	▲ 99.20	0.2%	2676120	-30510	-1.1%	Short Covering
NIFTY	25165.20	▲ 36.00	0.1%	41280	1080	2.7%	Long Build Up
MIDCPNIFTY	14281.00	▼ -4.85	0.0%	2178240	11640	1%	Short Build Up
NIFTY	23511.60	▼ -4.10	0.0%	21673730	710775	3%	Short Build Up
NIFTYNXT50	70513.00	▲ 61.80	0.1%	21175	575	3%	Long Build Up
3600NE	1078.70	▼ -1.00	-0.1%	5305000	292000	6%	Short Build Up
ABB	7165.00	▼ -59.50	-0.8%	2334500	57250	3%	Short Build Up
ABCAPITAL	355.75	▲ 4.85	1.4%	53809800	-740900	-1%	Short Covering
ADANIENSOL	1529.10	▲ 24.80	1.6%	20206800	-201150	-1%	Short Covering
ADANIANT	2990.80	▲ 44.00	1.5%	19288398	-209811	-1%	Short Covering
ADANIGREEN	1434.40	▼ -5.20	-0.4%	22886400	219000	1%	Short Build Up
ADANIEXPORTS	1798.70	▼ -14.10	-0.8%	22824225	218500	1%	Short Build Up
ADANIPOWER	231.41	▼ -2.88	-1.2%	103003250	688700	1%	Short Build Up
ALKEM	5311.50	▼ -11.50	-0.2%	1349625	3250	0%	Short Build Up
AMBER	7736.00	▲ 159.00	2.1%	2684700	-52400	-2%	Short Covering
AMBUJACEM	427.35	▼ -1.80	-0.4%	75847050	1409250	2%	Short Build Up
ANGELONE	339.95	▲ 2.35	0.7%	20037500	5000	0%	Long Build Up
APLAPOLLO	1817.00	▼ -1.40	-0.1%	5871950	-56000	-1%	Long Unwinding
APOLLOHOSP	8317.00	▼ -27.00	-0.3%	1972125	4500	0%	Short Build Up
ASHOKLEY	145.70	▼ -1.74	-1.2%	207160000	659000	3%	Short Build Up
ASIANPAINT	2650.60	▼ -4.80	-0.2%	10854250	-422750	-4%	Long Unwinding
ASTRAL	1562.40	▲ 11.90	0.8%	6479125	-161075	-2%	Short Covering
AUBANK	970.85	▼ -6.25	-0.6%	28471000	131000	0%	Short Build Up
AUROPHARMA	1475.40	▲ 23.30	1.6%	17201800	67100	0%	Long Build Up
AXISBANK	1263.60	▼ -3.10	-0.2%	68827500	1008750	1%	Short Build Up
BAJAJ-AUTO	10264.00	▲ 54.00	0.5%	2804475	0	0%	Long Build Up
BAJAJFINSV	1722.70	▼ -20.60	-1.2%	11089650	154450	1%	Short Build Up
BAJAJHLDRNG	10078.00	▼ -56.00	-0.6%	293800	4450	2%	Short Build Up
BAJFINANCE	875.40	▼ -3.30	-0.4%	76223250	576000	1%	Short Build Up
BANDHANBNK	207.40	▼ -1.80	-0.9%	109177200	1256400	1%	Short Build Up
BANKBARODA	272.75	▲ 2.20	0.8%	123783075	-672750	-1%	Short Covering
BANKINDIA	140.89	▼ -0.25	-0.2%	70522400	1690000	2%	Short Build Up
BDL	1190.00	▲ 2.80	0.2%	7060125	172075	2%	Long Build Up
BEL	412.25	▲ 1.90	0.5%	117599550	131100	0%	Long Build Up
BHARTFARGO	1948.80	▼ -3.90	-0.2%	6834500	84500	1%	Short Build Up
BHARTIARTL	1828.70	▼ -7.10	-0.4%	61790850	-81225	0%	Long Unwinding
BHEL	391.40	▼ -17.80	-4.5%	114329250	-1417500	-1%	Long Unwinding
BIOCON	419.15	▲ 3.10	0.7%	41775000	545000	1%	Long Build Up
BLUESTARCO	1606.40	▲ 13.20	0.8%	2819050	237900	9%	Long Build Up
BOSCHLTD	37250.00	▼ -770.00	-2.1%	325700	200	0%	Short Build Up
BPLCL	297.25	▲ 2.60	0.9%	52104450	833450	2%	Long Build Up
BRITANNIA	5124.50	▲ 13.50	0.3%	2772250	33125	1%	Long Build Up
BSE	4055.60	▲ 52.50	1.3%	9017125	-404700	-4%	Short Covering
CAMS	765.55	▲ 6.60	0.9%	5862825	125250	2%	Long Build Up
CANBK	134.21	▲ 1.47	1.1%	290283750	2565000	1%	Long Build Up
CDSL	1220.90	▲ 2.00	0.2%	12287300	44175	0%	Long Build Up
CGPOWER	942.90	▲ 27.55	2.9%	20643950	-248200	-1%	Short Covering
CHOLAFIN	1493.10	▲ 12.00	0.8%	17738125	-183750	-1%	Short Covering

SYMBOL	CMP	Diff	%Diff	TOTAL OI	Change OI	%Change	Interpretion
CIPLA	1397.40	▲ 22.40	1.6%	16508425	-81450	0%	Short Covering
COALINDIA	485.55	▲ 8.10	1.7%	87323400	3950100	5%	Long Build Up
COCHINSHIP	1467.50	▲ 7.60	0.5%	3555200	126000	4%	Long Build Up
COFORGE	1426.40	▲ 12.70	0.9%	15989050	152250	1%	Long Build Up
COLPAL	2010.60	▼ -17.20	-0.9%	4825850	-74450	-2%	Long Unwinding
CONCOR	457.95	▲ 2.00	0.4%	26768750	302500	1%	Long Build Up
CROMPTON	271.55	▼ -3.45	-1.3%	53562200	888450	2%	Short Build Up
CUMMINSIND	5831.50	▲ 86.50	1.5%	3737800	10000	0%	Long Build Up
DABUR	428.45	▲ 6.60	1.5%	23680000	-482500	-2%	Short Covering
DALBHARAT	1730.30	▲ 1.10	0.1%	3724500	60775	2%	Long Build Up
DELHIVERY	441.70	▲ 0.10	0.0%	28684800	-197125	-1%	Short Covering
DISVLAB	6651.00	▲ 14.00	0.2%	2704800	92700	4%	Long Build Up
DIXON	11580.00	▲ 254.00	2.2%	2634850	-34150	-1%	Short Covering
DLF	582.60	▼ -5.35	-0.9%	42939950	563325	1%	Short Build Up
DMART	4174.60	▼ -32.40	-0.8%	3333000	-77550	-2%	Long Unwinding
DRREDDY	1277.90	▲ 4.80	0.4%	15647500	-55625	0%	Short Covering
EICHERMOT	7171.00	▼ -11.50	-0.2%	3352700	41500	1%	Short Build Up
ETERNAL	256.50	▲ 7.20	2.8%	222636825	5512025	3%	Long Build Up
EXIDEIND	406.80	▲ 5.20	1.3%	26654400	41400	0%	Long Build Up
FEDERALBNK	301.75	▼ -1.85	-0.6%	117290000	1125000	1%	Short Build Up
FORCEMOT	18684.00	▲ 1099.00	5.9%	253500	-14925	-6%	Short Covering
FORTIS	945.95	▲ 7.20	0.8%	9496075	-95325	-1%	Short Covering
GAIL	168.58	▲ 3.82	2.3%	76257000	-2012500	-3%	Short Covering
GLENMARK	2197.40	▲ 2.30	0.1%	12736500	221625	2%	Long Build Up
GMRAIRPORT	102.86	▲ 3.19	3.1%	141899400	5461425	4%	Long Build Up
GODFRYPHLP	2252.50	▼ -4.90	-0.2%	2445300	-12375	-1%	Long Unwinding
GODREJCP	1000.40	▲ 7.50	0.7%	12415000	81500	1%	Long Build Up
GODREJPROP	1707.00	▼ -13.60	-0.8%	8111900	50075	1%	Short Build Up
GRASIM	3127.30	▲ 6.60	0.2%	14911500	-18250	0%	Short Covering
GVT&D	5123.50	▲ 113.00	2.2%	639625	98750	18%	Long Build Up
HAL	4220.80	▼ -82.00	-1.9%	6736950	154800	2%	Short Build Up
HAVELLS	1174.90	▲ 7.80	0.7%	9650500	12500	0%	Long Build Up
HCLTECH	1173.70	▼ -7.00	-0.6%	37852150	-46150	0%	Long Unwinding
HDFCAMC	2544.00	▲ 13.90	0.5%	6346800	85500	1%	Long Build Up
HDFCBANK	745.10	▼ -0.85	-0.1%	407104100	1192150	0%	Short Build Up
HDFCLIFE	575.60	▼ -1.10	-0.2%	52641600	280500	1%	Short Build Up
HEROMOTOCO	4915.40	▲ 30.70	0.6%	4349100	12900	0%	Long Build Up
HINDALCO	1135.50	▼ -13.40	-1.2%	33065200	637000	2%	Short Build Up
HINDPETRO	390.15	▲ 4.20	1.1%	35471925	-34425	0%	Short Covering
HINDUNILVR	2074.90	▼ -13.70	-0.7%	15569700	348000	2%	Short Build Up
HINDZINC	607.25	▼ -9.25	-1.5%	32930450	153125	0%	Short Build Up
HYUNDAI	1944.20	▲ 62.70	3.2%	8170525	-619575	-7%	Short Covering
ICICIBANK	1260.60	▲ 9.10	0.7%	167986000	-719600	0%	Short Covering
ICICI	1746.80	▼ -10.10	-0.6%	4564625	15600	0%	Short Build Up
ICICIPRULI	478.40	▼ -1.05	-0.2%	18619325	16650	0%	Short Build Up
IDEA	15.08	▲ 0.08	0.5%	5567330700	61182600	1%	Long Build Up
IDFCFIRSTB	72.59	▲ 0.38	0.5%	449234625	-3700725	-1%	Short Covering
IEX	125.11	▲ 0.55	0.4%	74052750	1943400	3%	Long Build Up

# F&O SUMMARY (2/3)

SYMBOL	CMP	Diff	%Diff	TOTAL OI	Change OI	%Change	Interpretion
INDHOTEL	662.25	▲ 4.45	0.7%	24554000	-83000	0%	Short Covering
INDIAB	831.95	▲ -14.55	-1.7%	16540000	-328000	-2%	Long Unwinding
INDIGO	4535.20	▼ -11.70	-0.3%	7095900	-90600	-1%	Long Unwinding
INDUSINDBK	907.45	▲ 2.85	0.3%	40712000	165900	0%	Long Build Up
INDUSTOWER	434.25	▲ 1.05	0.2%	98696900	1766300	2%	Long Build Up
INFY	1207.30	▼ -15.40	-1.3%	85372000	-507200	-1%	Long Unwinding
INOXWIND	86.18	▲ 2.40	2.8%	95702900	1217000	1%	Long Build Up
IOC	139.96	▲ 1.34	1.0%	113197500	916500	1%	Long Build Up
IREDA	121.22	▲ 0.04	0.0%	69899200	811575	1%	Long Build Up
IRFC	95.79	▲ 0.14	0.1%	66263875	158675	0%	Long Build Up
ITC	281.80	▲ 2.35	0.8%	172014500	-2578425	-1%	Short Covering
JINDALSTEL	1204.00	▼ -18.60	-1.5%	12288750	116250	1%	Short Build Up
JIOFIN	237.57	▲ 0.73	0.3%	171634600	47000	0%	Long Build Up
JSWENERGY	591.55	▲ 9.40	1.6%	23104475	-127175	-1%	Short Covering
JSWSTEEL	1308.50	▼ -14.10	-1.1%	43707600	-233550	-1%	Long Unwinding
JUBLFOOD	433.95	▼ -2.25	-0.5%	28316250	-117500	0%	Long Unwinding
KALYANKJIL	365.20	▲ 8.80	2.4%	43212075	4160925	11%	Long Build Up
KAYNES	3095.00	▲ 9.90	0.3%	4620300	-16400	0%	Short Covering
KEI	5334.00	▲ 63.00	1.2%	1421875	-9450	-1%	Short Covering
KFINTECH	860.10	▲ 15.70	1.8%	5575100	129400	2%	Long Build Up
KOTAKBANK	384.25	▲ 0.30	0.1%	194758000	288000	0%	Long Build Up
KPITTECH	768.95	▼ -1.85	-0.2%	8320950	-29650	0%	Long Unwinding
LAURUSLABS	1439.30	▲ 35.90	2.5%	17239700	250750	1%	Long Build Up
LICHSGFIN	548.20	▲ 3.90	0.7%	30140000	-105000	0%	Short Covering
LICI	397.20	▼ -4.10	-1.0%	23972200	410200	2%	Short Build Up
LODHA	888.50	▲ 1.45	0.2%	12916075	35550	0%	Long Build Up
LT	3975.70	▼ -10.70	-0.3%	14477225	144025	1%	Short Build Up
LTF	266.05	▼ -1.70	-0.6%	46890000	1309500	3%	Short Build Up
LTM	4065.20	▲ 27.80	0.7%	3667950	77400	2%	Long Build Up
LUPIN	2259.40	▼ -16.80	-0.7%	6798725	-13175	0%	Long Unwinding
M&M	3041.30	▲ 2.60	0.1%	20402600	63000	0%	Long Build Up
MANAPPURAM	313.40	▼ -1.30	-0.4%	46113000	420000	1%	Short Build Up
MANKIND	2364.40	▼ -26.50	-1.1%	3311700	-47975	-1%	Long Unwinding
MARICO	821.25	▲ 4.55	0.6%	15627600	-408000	-3%	Short Covering
MARUTI	13158.00	▼ -3.00	0.0%	3252850	47150	1%	Short Build Up
MAXHEALTH	972.80	▼ -1.20	-0.1%	11525325	-173775	-1%	Long Unwinding
MAZDOCK	2452.60	▲ 7.70	0.3%	4600600	-29800	-1%	Short Covering
MCX	2907.70	▲ 54.30	1.9%	12487350	-558025	-4%	Short Covering
MFSL	1591.90	▲ 17.60	1.1%	10238800	40000	0%	Long Build Up
MOTHERSON	144.42	▼ -0.79	-0.5%	161062350	-608850	0%	Long Unwinding
MOTILALOFS	865.40	▲ 1.85	0.2%	4532975	-22475	0%	Short Covering
MPHASIS	2336.30	▲ 34.80	1.5%	4288350	154000	4%	Long Build Up
MUTHOOTFIN	3193.10	▼ -39.40	-1.2%	3966050	39600	1%	Short Build Up
NAM-INDIA	1125.00	▲ 52.40	4.7%	6116250	577500	10%	Long Build Up
NATIONALUM	416.65	▼ -22.80	-5.5%	44458125	-35625	0%	Long Unwinding
NAUKRI	1016.85	▲ 2.75	0.3%	14663950	138925	1%	Long Build Up
NBCC	104.81	▲ 1.73	1.7%	108719000	416000	0%	Long Build Up
NESTLEIND	1394.50	▼ -9.80	-0.7%	12195500	88000	1%	Short Build Up

SYMBOL	CMP	Diff	%Diff	TOTAL OI	Change OI	%Change	Interpretion
NHPC	76.76	▲ 1.21	1.6%	163532750	9901900	6%	Long Build Up
NMDC	95.35	▼ -1.43	-1.5%	360544500	-607500	0%	Long Unwinding
NTPC	369.45	▼ -0.65	-0.2%	140325000	774000	1%	Short Build Up
NUVAMA	1571.20	▲ 18.40	1.2%	1458500	2000	0%	Long Build Up
NYKAA	269.15	▼ -1.95	-0.7%	47834375	-753125	-2%	Long Unwinding
OBEROIRLTY	1643.40	▼ -3.40	-0.2%	6362300	-13650	0%	Long Unwinding
OFSS	10126.00	▲ 83.00	0.8%	1128550	-4750	0%	Short Covering
OIL	491.40	▼ -3.75	-0.8%	17222800	-200200	-1%	Long Unwinding
ONGC	269.80	▼ -0.35	-0.1%	92416500	1136250	1%	Short Build Up
PAGEIND	38740.00	▲ 950.00	2.5%	289530	-490	0%	Short Covering
PATANJALI	429.40	▼ -13.35	-3.1%	33594200	355725	1%	Short Build Up
PAYTM	1067.20	▼ -5.00	-0.5%	19183500	442975	2%	Short Build Up
PERSISTENT	5161.50	▲ 29.00	0.6%	3030800	-47000	-2%	Short Covering
PETRONET	268.45	▼ -1.05	-0.4%	30419000	334400	1%	Short Build Up
PFCL	427.35	▲ 8.10	1.9%	55465800	666900	1%	Long Build Up
PGEL	496.90	▲ 21.80	4.4%	14632850	836000	6%	Long Build Up
PHOENIXLTD	1739.70	▲ 13.60	0.8%	4036900	-12950	0%	Short Covering
PIDLITIND	1482.00	▲ 3.20	0.2%	6736500	40000	1%	Long Build Up
PIIND	2731.40	▼ -28.10	-1.0%	3355100	-28000	-1%	Long Unwinding
PNB	106.46	▼ -0.09	-0.1%	328280000	-240000	0%	Long Unwinding
PNBHOUSING	1006.80	▲ 7.20	0.7%	11278800	22750	0%	Long Build Up
POLICYBZR	1543.20	▼ -47.00	-3.0%	6857550	-6650	0%	Long Unwinding
POLYCAB	9724.50	▲ 122.00	1.3%	1857625	14500	1%	Long Build Up
POWERGRID	287.00	▼ -0.70	-0.2%	85781200	-2055800	-2%	Long Unwinding
POWERINDIA	36860.00	▲ 1350.00	3.7%	442750	9525	2%	Long Build Up
PREMIERENE	1081.90	▼ -11.40	-1.1%	10440275	-82025	-1%	Long Unwinding
PRESTIGE	1367.90	▲ 14.80	1.1%	5913900	226800	4%	Long Build Up
RADICO	3518.90	▲ 35.90	1.0%	140550	1800	1%	Long Build Up
RBLBANK	356.05	▲ 5.85	1.6%	64681100	38100	0%	Long Build Up
RECLTD	336.40	▲ 7.95	2.4%	66636325	-421575	-1%	Short Covering
RELIANCE	1309.70	▼ -9.30	-0.7%	127653500	4110000	3%	Short Build Up
RVNL	238.39	▼ -2.73	-1.1%	47503100	-472450	-1%	Long Unwinding
SAIL	198.11	▼ -7.60	-3.8%	176654200	437100	0%	Short Build Up
SAMMAANCAP	184.78	▲ 6.02	3.3%	73895500	-1668400	-2%	Short Covering
SBICARD	592.10	▼ -6.20	-1.0%	28692800	107200	0%	Short Build Up
SBILIFE	1779.40	▼ -15.50	-0.9%	7974750	6375	0%	Short Build Up
SBIN	985.35	▲ 8.20	0.8%	100527000	-1692750	-2%	Short Covering
SHREECEM	24525.00	▼ -290.00	-1.2%	419725	1275	0%	Short Build Up
SHRRAMFIN	923.45	▲ 2.75	0.3%	44356950	881925	2%	Long Build Up
SIEMENS	3699.00	▼ -42.20	-1.1%	2936325	76650	3%	Short Build Up
SOLARINDS	18447.00	▼ -301.00	-1.6%	787800	17400	2%	Short Build Up
SONACOMS	604.70	▼ -2.25	-0.4%	15932350	427525	3%	Short Build Up
SRF	2738.20	▼ -5.60	-0.2%	3059600	-73400	-2%	Long Unwinding
SUNPHARMA	1795.30	▼ -7.70	-0.4%	24444700	247100	1%	Short Build Up
SUPREMEIND	3634.60	▲ 62.50	1.7%	2040500	-65975	-3%	Short Covering
SUZLON	55.91	▲ 1.07	1.9%	368137700	2208750	1%	Long Build Up
SWIGGY	255.90	▲ 1.70	0.7%	48143950	49475	0%	Long Build Up
TATACONSUM	1156.80	▲ 2.00	0.2%	18450850	-278300	-1%	Short Covering



# NIFTY & BANKNIFTY OPEN INTEREST ANALYSIS

SYMBOL	NIFTY						
Row Labels	Chg OI	TOTAL OI	CM Price	Change	% Chg OI	Intrepretion	
04-06-2026	710775	21673730	23511.60	-4.1	3.4%	Short Build Up	
03-06-2026	1758770	20962955	23515.70	-87.4	9.2%	Short Build Up	
02-06-2026	-105690	19204185	23603.10	141.1	-0.5%	Short Covering	
01-06-2026	752505	19309875	23462.00	-286.8	4.1%	Short Build Up	
29-05-2026	2686385	18557370	23748.80	-247.9	16.9%	Short Build Up	
27-05-2026	425815	15870985	23996.70	17.8	2.8%	Long Build Up	
26-05-2026	-5390320	15445170	23913.00	-150	-25.9%	Long Unwinding	
25-05-2026	-321750	20835490	24063.00	319	-1.5%	Short Covering	
22-05-2026	-131495	21157240	23744.00	112.6	-0.6%	Short Covering	
21-05-2026	843765	21288735	23631.40	-37.1	4.1%	Short Build Up	
20-05-2026	95420	20444970	23668.50	56.5	0.5%	Long Build Up	
19-05-2026	77870	20349550	23612.00	-46	0.4%	Short Build Up	
18-05-2026	-679315	20271680	23658.00	14.1	-3.2%	Short Covering	
15-05-2026	-194480	20950995	23643.90	-56.2	-0.9%	Long Unwinding	
14-05-2026	-670215	21145475	23700.10	237.7	-3.1%	Short Covering	
13-05-2026	-131040	21815690	23462.40	37.7	-0.6%	Short Covering	
12-05-2026	1747655	21946730	23424.70	-443.8	8.7%	Short Build Up	
11-05-2026	988910	20199075	23868.50	-366.1	5.1%	Short Build Up	
08-05-2026	351845	19210165	24234.60	-148.2	1.9%	Short Build Up	
07-05-2026	517465	18858320	24382.80	-64.6	2.8%	Short Build Up	
06-05-2026	484770	18340855	24447.40	341.1	2.7%	Long Build Up	
05-05-2026	514930	17856085	24106.30	-99.7	3.0%	Short Build Up	
04-05-2026	633620	17341155	24206.00	107.8	3.8%	Long Build Up	
30-04-2026	1008995	16707535	24098.20	-153.8	6.4%	Short Build Up	
29-04-2026	14560	15698540	24252.00	183	0.1%	Long Build Up	
28-04-2026	-5853315	15683980	23993.80	-126.3	-27.2%	Long Unwinding	
27-04-2026	397735	21537295	24120.10	197.3	1.9%	Long Build Up	
24-04-2026	818740	21139560	23922.80	-240.2	4.0%	Short Build Up	
23-04-2026	-40690	20320820	24163.00	-218.2	-0.2%	Long Unwinding	
22-04-2026	450645	20361510	24381.20	-203.3	2.3%	Short Build Up	
21-04-2026	-285415	19910865	24584.50	252.7	-1.4%	Short Covering	
20-04-2026	-347815	20196280	24331.80	-36.2	-1.7%	Long Unwinding	
17-04-2026	-236080	20544095	24368.00	172.2	-1.1%	Short Covering	
16-04-2026	-295295	20780175	24195.80	-41.9	-1.4%	Long Unwinding	
15-04-2026	-651430	21075470	24237.70	379	-3.0%	Short Covering	
13-04-2026	223860	21726900	23858.70	-242.3	1.0%	Short Build Up	

SYMBOL	BANKNIFTY						
Row Labels	Chg OI	TOTAL OI	CM Price	Change	% Chg OI	Intrepretion	
04-06-2026	-30510	2676120	54616.60	99.2	-1.1%	Short Covering	
03-06-2026	-7920	2706630	54517.40	369.4	-0.3%	Short Covering	
02-06-2026	-65850	2714550	54148.00	175	-2.4%	Short Covering	
01-06-2026	99150	2780400	53973.00	-787	3.7%	Short Build Up	
29-05-2026	78450	2681250	54760.00	-447	3.0%	Short Build Up	
27-05-2026	74550	2602800	55207.00	-250.8	2.9%	Short Build Up	
26-05-2026	-628380	2528250	55090.80	-340.6	-19.9%	Long Unwinding	
25-05-2026	139500	3156630	55431.40	1194.2	4.6%	Long Build Up	
22-05-2026	80250	3017130	54237.20	706.4	2.7%	Long Build Up	
21-05-2026	80640	2936880	53530.80	-210.8	2.8%	Short Build Up	
20-05-2026	26970	2856240	53741.60	239.8	1.0%	Long Build Up	
19-05-2026	48540	2829270	53501.80	-201	1.7%	Short Build Up	
18-05-2026	14550	2780730	53702.80	-139.6	0.5%	Short Build Up	
15-05-2026	5730	2766180	53842.40	-385.4	0.2%	Short Build Up	
14-05-2026	-56490	2760450	54227.80	614	-2.0%	Short Covering	
13-05-2026	32220	2816940	53613.80	-108	1.2%	Short Build Up	
12-05-2026	111750	2784720	53721.80	-878	4.2%	Short Build Up	
11-05-2026	13890	2672970	54599.80	-916	0.5%	Short Build Up	
08-05-2026	169860	2659080	55515.80	-775.4	6.8%	Short Build Up	
07-05-2026	10800	2489220	56291.20	-57.4	0.4%	Short Build Up	
06-05-2026	19110	2478420	56348.60	1540.6	0.8%	Long Build Up	
05-05-2026	119490	2459310	54808.00	-345.8	5.1%	Short Build Up	
04-05-2026	106410	2339820	55153.80	-41.4	4.8%	Short Build Up	
30-04-2026	115950	2233410	55195.20	-418.6	5.5%	Short Build Up	
29-04-2026	29040	2117460	55613.80	-131.4	1.4%	Short Build Up	
28-04-2026	-355380	2088420	55427.60	-921	-14.5%	Long Unwinding	
27-04-2026	12540	2443800	56348.60	142	0.5%	Long Build Up	
24-04-2026	-15360	2431260	56206.60	-137.6	-0.6%	Long Unwinding	
23-04-2026	71850	2446620	56344.20	-802.8	3.0%	Short Build Up	
22-04-2026	-32760	2374770	57147.00	-227	-1.4%	Long Unwinding	
21-04-2026	-27240	2407530	57374.00	805.2	-1.1%	Short Covering	
20-04-2026	-167700	2434770	56568.80	-98	-6.4%	Long Unwinding	
17-04-2026	-36600	2602470	56666.80	457.6	-1.4%	Short Covering	
16-04-2026	10560	2639070	56209.20	-209.6	0.4%	Short Build Up	
15-04-2026	154350	2628510	56418.80	682	6.2%	Long Build Up	
13-04-2026	-15210	2474160	55736.80	-340.4	-0.6%	Long Unwinding	



Zerodha Broking Ltd.: SEBI Registration no.: INZ00031633 | Bharat Mitna Research Analyst Registration no.: NISM-202500169635  
 Source: <https://www.nseindia.com/all-reports-derivatives>

B-23, Mahavir Kunj, Near Vidhya Vardhini College of Engineering, Vasai Road West- 401202 | <https://ottzindia.com>

# HDFCBANK & KOTAKBANK OPEN INTEREST ANALYSIS

SYMBOL	HDFCBANK						
Row Labels	Chg OI	TOTAL OI	CM Price	Change	% Chg OI	Intrepretion	
04-06-2026	1192150	407104100	745.10	-0.85	0.3%	Short Build Up	
03-06-2026	3898750	405911950	745.95	2.85	1.0%	Long Build Up	
02-06-2026	5044950	402013200	743.10	8.1	1.3%	Long Build Up	
01-06-2026	2234750	396968250	735.00	-6	0.6%	Short Build Up	
29-05-2026	24061150	394733500	741.00	-11.65	6.5%	Short Build Up	
27-05-2026	17238300	370672350	752.65	-19.2	4.9%	Short Build Up	
26-05-2026	-11526300	353434050	780.00	-7.55	-3.2%	Long Unwinding	
25-05-2026	-5035100	364960350	787.55	18.95	-1.4%	Short Covering	
22-05-2026	-5648600	369995450	768.60	8.5	-1.5%	Short Covering	
21-05-2026	5010400	375644050	760.10	-1.25	1.4%	Short Build Up	
20-05-2026	4534050	370633650	761.35	-2.5	1.2%	Short Build Up	
19-05-2026	3931950	366099600	763.85	-6.15	1.1%	Short Build Up	
18-05-2026	877300	362167650	770.00	1.9	0.2%	Long Build Up	
15-05-2026	-2553950	361290350	768.10	-2.6	-0.7%	Long Unwinding	
14-05-2026	-7953650	363844300	770.70	18.55	-2.1%	Short Covering	
13-05-2026	2501000	371797950	752.15	-1.1	0.7%	Short Build Up	
12-05-2026	7024300	369296950	753.25	-13.9	1.9%	Short Build Up	
11-05-2026	6860600	362272650	767.15	-17.65	1.9%	Short Build Up	
08-05-2026	7852050	355412050	784.80	-13.45	2.3%	Short Build Up	
07-05-2026	4272750	347560000	798.25	-3.6	1.2%	Short Build Up	
06-05-2026	3337100	343287250	801.85	26.4	1.0%	Long Build Up	
05-05-2026	209600	339950150	775.45	-7.25	0.6%	Short Build Up	
04-05-2026	1812400	337910550	782.70	6.6	0.5%	Long Build Up	
30-04-2026	2930750	330698150	776.10	-6.95	0.9%	Short Build Up	
29-04-2026	4408200	333167400	783.05	-2.2	1.3%	Short Build Up	
28-04-2026	-11666050	328759200	780.60	-8.5	-3.4%	Long Unwinding	
27-04-2026	9551300	340425250	789.10	4.7	2.9%	Long Build Up	
24-04-2026	210100	330873950	784.40	-0.05	0.1%	Short Build Up	
23-04-2026	6454250	330663850	784.45	-15.55	2.0%	Short Build Up	
22-04-2026	1161600	324209600	800.00	-11.55	0.4%	Short Build Up	
21-04-2026	-5059450	323048000	811.55	16.65	-1.5%	Short Covering	
20-04-2026	-2432650	328107450	794.90	-6.7	-0.7%	Long Unwinding	
17-04-2026	3106400	330540100	801.60	5.75	0.9%	Long Build Up	
16-04-2026	-5682050	327433700	795.85	-14.8	-1.7%	Long Unwinding	
15-04-2026	-4623850	333115750	810.65	14.05	-1.4%	Short Covering	
13-04-2026	2647150	337739600	796.60	-15.8	0.8%	Short Build Up	

SYMBOL	KOTAKBANK						
Row Labels	Chg OI	TOTAL OI	CM Price	Change	% Chg OI	Intrepretion	
04-06-2026	288000	194758000	384.25	0.3	0.1%	Long Build Up	
03-06-2026	-860000	194470000	383.95	1.6	-0.4%	Short Covering	
02-06-2026	1608000	195330000	382.35	1.95	0.8%	Long Build Up	
01-06-2026	662000	193722000	380.40	-7.85	0.3%	Short Build Up	
29-05-2026	6310000	193060000	388.25	-2.75	3.4%	Short Build Up	
27-05-2026	1344000	186750000	391.00	0.1	0.7%	Long Build Up	
26-05-2026	-8546000	185406000	388.45	-5.25	-4.4%	Long Unwinding	
25-05-2026	-254000	193952000	393.70	8.7	-0.1%	Short Covering	
22-05-2026	1420000	194206000	385.00	3.85	0.7%	Long Build Up	
21-05-2026	2880000	192786000	381.15	-2.65	1.5%	Short Build Up	
20-05-2026	1354000	189906000	383.80	1.55	0.7%	Long Build Up	
19-05-2026	1594000	188552000	382.25	-9.35	0.9%	Short Build Up	
18-05-2026	4000	186958000	391.60	4.4	0.0%	Long Build Up	
15-05-2026	-5650000	186954000	387.20	3.6	-2.9%	Short Covering	
14-05-2026	-2516000	192604000	383.60	5.4	-1.3%	Short Covering	
13-05-2026	-2070000	195120000	378.20	1.75	-1.0%	Short Covering	
12-05-2026	-3304000	197190000	376.45	-5.05	-1.6%	Long Unwinding	
11-05-2026	-10826000	200494000	381.50	0.1	-5.1%	Short Covering	
08-05-2026	-3806000	211320000	381.40	0.75	-1.8%	Short Covering	
07-05-2026	-7680000	215126000	380.65	1.65	-3.4%	Short Covering	
06-05-2026	1768000	222806000	379.00	6.75	0.8%	Long Build Up	
05-05-2026	-6948000	221038000	372.25	-0.25	-3.0%	Long Unwinding	
04-05-2026	-14152000	227986000	372.50	-13.4	-5.8%	Long Unwinding	
30-04-2026	9116000	242138000	385.90	2.4	3.9%	Long Build Up	
29-04-2026	-1262000	233022000	383.50	3.15	-0.5%	Short Covering	
28-04-2026	-6672000	234284000	378.85	1.6	-2.8%	Short Covering	
27-04-2026	-350000	240956000	377.25	5.75	-0.1%	Short Covering	
24-04-2026	6370000	241306000	371.50	0.75	2.7%	Long Build Up	
23-04-2026	10162000	234936000	370.75	-6.6	4.5%	Short Build Up	
22-04-2026	6314000	224774000	377.35	-5.5	2.9%	Short Build Up	
21-04-2026	2950000	218460000	382.85	3.95	1.4%	Long Build Up	
20-04-2026	-2006000	215510000	378.90	-4.7	-0.9%	Long Unwinding	
17-04-2026	-3898000	217516000	383.60	4.5	-1.8%	Short Covering	
16-04-2026	-1994000	221414000	379.10	-3.6	-0.9%	Long Unwinding	
15-04-2026	-2086000	223408000	382.70	9.45	-0.9%	Short Covering	
13-04-2026	8606000	225494000	373.25	-2.9	4.0%	Short Build Up	



Zerodha Broking Ltd.: SEBI Registration no.: INZ00031633 | Bharat Mitna Research Analyst Registration no.: NISM-202500169635  
 Source: <https://www.nseindia.com/all-reports-derivatives>

B-23, Mahavir Kunj, Near Vidhya Vardhini College of Engineering, Vasai Road West- 401202 | <https://ottzindia.com>

# AXISBANK & ICICIBANK OPEN INTEREST ANALYSIS

SYMBOL	AXISBANK						
Row Labels	Chg OI	TOTAL OI	CM Price	Change	% Chg OI	Intrepretion	
04-06-2026	1008750	68827500	1263.60	-3.1	1.5%	Short Build Up	
03-06-2026	711875	67818750	1266.70	4.1	1.1%	Long Build Up	
02-06-2026	539375	67106875	1262.60	-20.2	0.8%	Short Build Up	
01-06-2026	-258125	66567500	1282.80	-17.4	-0.4%	Long Unwinding	
29-05-2026	174375	66825625	1300.20	-11.7	0.3%	Short Build Up	
27-05-2026	156875	66651250	1311.90	4.9	0.2%	Long Build Up	
26-05-2026	-5035625	66494375	1295.80	-13	-7.0%	Long Unwinding	
25-05-2026	-608750	71530000	1308.80	22.9	-0.8%	Short Covering	
22-05-2026	-1004375	72138750	1285.90	33.1	-1.4%	Short Covering	
21-05-2026	-762500	73143125	1252.80	1.1	-1.0%	Short Covering	
20-05-2026	578750	73905625	1251.70	10.7	0.8%	Long Build Up	
19-05-2026	3046875	73326875	1241.00	2.8	4.3%	Long Build Up	
18-05-2026	1560000	70280000	1238.20	-8.5	2.3%	Short Build Up	
15-05-2026	-555000	68720000	1246.70	-11.5	-0.8%	Long Unwinding	
14-05-2026	-201875	69275000	1258.20	-2.5	-0.3%	Long Unwinding	
13-05-2026	-193750	69476875	1260.70	-2	-0.3%	Long Unwinding	
12-05-2026	223125	69670625	1262.70	-10.9	0.3%	Short Build Up	
11-05-2026	296250	69447500	1273.60	-0.5	0.4%	Short Build Up	
08-05-2026	663750	69151250	1274.10	-24.8	1.0%	Short Build Up	
07-05-2026	13125	68487500	1298.90	-5.2	0.0%	Short Build Up	
06-05-2026	986250	68474375	1304.10	38.4	1.5%	Long Build Up	
05-05-2026	901875	67488125	1265.70	-16.5	1.4%	Short Build Up	
04-05-2026	2092500	66586250	1282.20	6.3	3.2%	Long Build Up	
30-04-2026	199375	64493750	1275.90	-26.6	0.3%	Short Build Up	
29-04-2026	203750	64294375	1302.50	5	0.3%	Long Build Up	
28-04-2026	-1111875	64090625	1291.40	-30.7	-1.7%	Long Unwinding	
27-04-2026	-1183750	65202500	1322.10	-46.6	-1.8%	Long Unwinding	
24-04-2026	130000	66386250	1368.70	1.4	0.2%	Long Build Up	
23-04-2026	1918750	66256250	1367.30	-10.4	3.0%	Short Build Up	
22-04-2026	-36250	64337500	1377.70	1.2	-0.1%	Short Covering	
21-04-2026	-93750	64373750	1376.50	20.3	-0.1%	Short Covering	
20-04-2026	-100625	64467500	1356.20	-7.1	-0.2%	Long Unwinding	
17-04-2026	653750	64568125	1363.30	12.9	1.0%	Long Build Up	
16-04-2026	-602500	63914375	1350.40	-4.8	-0.9%	Long Unwinding	
15-04-2026	-2139375	64516875	1355.20	-0.4	-3.2%	Long Unwinding	
13-04-2026	-1283750	66656250	1355.60	2.9	-1.9%	Short Covering	

SYMBOL	ICICIBANK						
Row Labels	Chg OI	TOTAL OI	CM Price	Change	% Chg OI	Intrepretion	
04-06-2026	-719600	167986000	1260.60	9.1	-0.4%	Short Covering	
03-06-2026	1799700	168705600	1251.50	13.4	1.1%	Long Build Up	
02-06-2026	566300	166905900	1238.10	-10.4	0.3%	Short Build Up	
01-06-2026	214200	166339600	1248.50	-21.5	0.1%	Short Build Up	
29-05-2026	5514600	166125400	1270.00	-13	3.4%	Short Build Up	
27-05-2026	2716000	160610800	1283.00	-7.2	1.7%	Short Build Up	
26-05-2026	-7863100	157894800	1279.40	-11.5	-4.7%	Long Unwinding	
25-05-2026	-3339000	165757900	1290.90	23	-2.0%	Short Covering	
22-05-2026	537600	169096900	1267.90	21.9	0.3%	Long Build Up	
21-05-2026	-2497600	168559300	1246.00	5.7	-1.5%	Short Covering	
20-05-2026	1059800	171056900	1240.30	-4.7	0.6%	Short Build Up	
19-05-2026	9380000	169997100	1245.00	-9.2	5.8%	Short Build Up	
18-05-2026	-127400	160617100	1254.20	5.5	-0.1%	Short Covering	
15-05-2026	-729400	160744500	1248.70	-1.6	-0.5%	Long Unwinding	
14-05-2026	566300	161473900	1250.30	8.6	0.4%	Long Build Up	
13-05-2026	2704100	160907600	1241.70	-3.7	1.7%	Short Build Up	
12-05-2026	2080400	158203500	1245.40	-26.4	1.3%	Short Build Up	
11-05-2026	644000	156123100	1271.80	3.1	0.4%	Long Build Up	
08-05-2026	3220000	155479100	1268.70	-13.6	2.1%	Short Build Up	
07-05-2026	774200	152259100	1282.30	-5.3	0.5%	Short Build Up	
06-05-2026	5378100	151484900	1287.50	29.1	3.7%	Long Build Up	
05-05-2026	7413700	146106800	1285.50	-19.8	5.3%	Short Build Up	
04-05-2026	4271400	138693100	1278.30	7.6	3.2%	Long Build Up	
30-04-2026	2496900	134421700	1270.70	-16.8	1.9%	Short Build Up	
29-04-2026	4333700	131924800	1287.50	-11.6	3.4%	Short Build Up	
28-04-2026	1764000	127591100	1293.20	-23.2	1.4%	Short Build Up	
27-04-2026	4747400	125827100	1316.40	-11.9	3.9%	Short Build Up	
24-04-2026	5537000	121079700	1328.30	-18.8	4.8%	Short Build Up	
23-04-2026	656600	115542700	1347.10	-21.1	0.6%	Short Build Up	
22-04-2026	2390500	114886100	1368.20	-19.8	2.1%	Short Build Up	
21-04-2026	-198100	112495600	1388.00	30.7	-0.2%	Short Covering	
20-04-2026	-3166100	112693700	1357.30	5.7	-2.7%	Short Covering	
17-04-2026	3472000	115859800	1351.60	3.5	3.1%	Long Build Up	
16-04-2026	343000	112387800	1348.10	-0.1	0.3%	Short Build Up	
15-04-2026	1062600	112044800	1348.20	-3.1	1.0%	Short Build Up	
13-04-2026	-6628300	110982200	1351.30	27	-5.6%	Short Covering	

# SBIN & BAJFINANCE OPEN INTEREST ANALYSIS

SYMBOL	SBIN						
Row Labels	Chg OI	TOTAL OI	CM Price	Change	% Chg OI	Intreption	
04-06-2026	-1692750	100527000	985.35	8.2	-1.7%	Short Covering	
03-06-2026	2453250	102219750	977.15	13.2	2.5%	Long Build Up	
02-06-2026	-496500	99766500	963.95	4.35	-0.5%	Short Covering	
01-06-2026	-120750	100263000	959.60	-13.7	-0.1%	Long Unwinding	
29-05-2026	126750	100383750	973.30	-2.1	0.1%	Short Build Up	
27-05-2026	1202250	100257000	975.40	1.2	1.2%	Long Build Up	
26-05-2026	-8749500	99054750	967.70	-3.2	-8.1%	Long Unwinding	
25-05-2026	-861000	107804250	970.90	18.9	-0.8%	Short Covering	
22-05-2026	-1440000	108665250	952.00	-0.4	-1.3%	Long Unwinding	
21-05-2026	837000	110105250	952.40	-0.7	0.8%	Short Build Up	
20-05-2026	537000	109268250	953.10	4.8	0.5%	Long Build Up	
19-05-2026	32250	108731250	948.30	6.6	0.0%	Long Build Up	
18-05-2026	-108000	108699000	941.70	-21.2	-0.1%	Long Unwinding	
15-05-2026	-1914750	108807000	962.90	-3.1	-1.7%	Long Unwinding	
14-05-2026	-2054250	110721750	966.00	10.7	-1.8%	Short Covering	
13-05-2026	-1458750	112776000	955.30	-3.4	-1.3%	Long Unwinding	
12-05-2026	-914250	114234750	958.70	-0.9	-0.8%	Long Unwinding	
11-05-2026	4610250	115149000	959.60	-44	4.2%	Short Build Up	
08-05-2026	7746750	110538750	1003.60	-80.8	7.5%	Short Build Up	
07-05-2026	2455500	102792000	1084.40	-5.8	2.4%	Short Build Up	
06-05-2026	3789000	100336500	1090.20	38.4	3.9%	Long Build Up	
05-05-2026	2487850	96547500	1051.80	-8.2	2.6%	Short Build Up	
04-05-2026	3954750	94068750	1060.00	-4.1	4.4%	Short Build Up	
30-04-2026	3447750	901144000	1064.10	-17.1	4.0%	Short Build Up	
29-04-2026	2657250	86666250	1081.20	-5.65	3.2%	Short Build Up	
28-04-2026	-8493750	84009000	1092.45	-19.8	-9.2%	Long Unwinding	
27-04-2026	1252500	92502750	1112.25	9.25	1.4%	Long Build Up	
24-04-2026	3172500	91250250	1103.00	8.9	3.6%	Long Build Up	
23-04-2026	2459250	88077750	1094.10	-11.4	2.9%	Short Build Up	
22-04-2026	4311000	85618500	1105.50	-6.55	5.3%	Short Build Up	
21-04-2026	3248250	81307500	1112.05	5.75	4.2%	Long Build Up	
20-04-2026	-2530500	78059250	1106.30	23.5	-3.1%	Short Covering	
17-04-2026	1400250	80589750	1082.80	12.65	1.8%	Long Build Up	
16-04-2026	1632000	79189500	1070.15	-3.95	2.1%	Short Build Up	
15-04-2026	-1166250	77557500	1074.10	10.25	-1.5%	Short Covering	
13-04-2026	-2699250	78723750	1063.85	-4.6	-3.3%	Long Unwinding	

SYMBOL	BAJFINANCE						
Row Labels	Chg OI	TOTAL OI	CM Price	Change	% Chg OI	Intreption	
04-06-2026	576000	76223250	875.40	-3.3	0.8%	Short Build Up	
03-06-2026	1044000	75647250	878.70	-5.5	1.4%	Short Build Up	
02-06-2026	1293750	74603250	884.20	-5.9	1.8%	Short Build Up	
01-06-2026	40500	73309500	890.10	-23.1	0.1%	Short Build Up	
29-05-2026	211500	73269000	913.20	-18.25	0.3%	Short Covering	
27-05-2026	-295500	73057500	931.45	3.35	-0.4%	Short Covering	
26-05-2026	459750	73353000	928.55	-15.7	0.6%	Short Build Up	
25-05-2026	1134000	72893250	944.25	26.15	1.6%	Long Build Up	
22-05-2026	-715500	71759250	918.10	11.6	-1.0%	Short Covering	
21-05-2026	170250	72474750	906.50	-16.4	0.2%	Short Build Up	
20-05-2026	-279750	72304500	922.90	0.4	-0.4%	Short Covering	
19-05-2026	819000	72584250	922.50	2.55	1.1%	Long Build Up	
18-05-2026	-363000	71765250	919.95	9.8	-0.5%	Short Covering	
15-05-2026	-189750	72128250	910.15	-6.15	-0.3%	Long Unwinding	
14-05-2026	562500	72318000	916.30	16.35	0.8%	Long Build Up	
13-05-2026	1682250	71755500	899.95	-6.45	2.4%	Short Build Up	
12-05-2026	261000	70073250	906.40	-33.5	0.4%	Short Build Up	
11-05-2026	-6000	69812250	939.90	-19.85	0.0%	Long Unwinding	
08-05-2026	194250	69818250	959.75	-15.3	0.3%	Short Build Up	
07-05-2026	-201750	69624000	975.05	-10.4	-0.3%	Long Unwinding	
06-05-2026	-858000	69825750	985.45	24.85	-1.2%	Short Covering	
05-05-2026	-461250	70683750	960.60	7.2	-0.6%	Short Covering	
04-05-2026	-343500	71145000	953.40	11.05	-0.5%	Short Covering	
30-04-2026	-3450750	71488500	942.35	7.6	-4.6%	Short Covering	
29-04-2026	3387000	74939250	934.75	5.95	4.7%	Long Build Up	
28-04-2026	-2565750	71552250	923.30	-1.5	-3.5%	Long Unwinding	
27-04-2026	1650000	74118000	924.80	4.05	2.3%	Long Build Up	
24-04-2026	98250	72468000	920.75	4	0.1%	Long Build Up	
23-04-2026	1779000	72369750	916.75	-17.05	2.5%	Short Build Up	
22-04-2026	130500	70590750	933.80	-5.55	0.2%	Short Build Up	
21-04-2026	262500	70460250	939.35	22.4	0.4%	Long Build Up	
20-04-2026	-774750	70197750	916.95	6	-1.1%	Short Covering	
17-04-2026	-75000	70972500	910.95	2.1	-0.1%	Short Covering	
16-04-2026	317250	71047500	908.85	-6	0.4%	Short Build Up	
15-04-2026	-84750	70730250	914.85	12.55	-0.1%	Short Covering	
13-04-2026	-540000	70815000	902.30	-22.65	-0.8%	Long Unwinding	

# TCS & INFY OPEN INTEREST ANALYSIS

SYMBOL	TCS						
Row Labels	Chg OI	TOTAL OI	CM Price	Diff	% Chg OI	Intrepretion	
04-06-2026	491875	45673600	2240.30	0.30	1.1%	Long Build Up	
03-06-2026	2761275	45181725	2240.00	-218.10	6.5%	Short Build Up	
02-06-2026	-503950	42420450	2458.10	142.00	-1.2%	Short Covering	
01-06-2026	574925	42924400	2316.10	35.00	1.4%	Long Build Up	
29-05-2026	762100	42349475	2281.10	0.50	1.8%	Long Build Up	
27-05-2026	619450	41587375	2280.60	4.90	1.5%	Long Build Up	
26-05-2026	-4966725	40967925	2275.70	-40.70	-10.8%	Long Unwinding	
25-05-2026	2197375	45934650	2316.40	21.10	5.0%	Long Build Up	
22-05-2026	1594975	43737275	2295.30	-3.00	3.8%	Short Build Up	
21-05-2026	-2750350	42142300	2298.30	-2.60	-6.1%	Long Unwinding	
20-05-2026	268750	44892650	2300.90	-4.20	0.6%	Short Build Up	
19-05-2026	537600	44623900	2305.10	44.80	1.2%	Long Build Up	
18-05-2026	43925	44086300	2260.30	20.30	0.1%	Long Build Up	
15-05-2026	224875	44042375	2240.00	19.00	0.5%	Long Build Up	
14-05-2026	1123025	43817500	2221.00	-16.20	2.6%	Short Build Up	
13-05-2026	1027650	42694475	2237.20	-28.60	2.5%	Short Build Up	
12-05-2026	824425	41666825	2265.80	-104.50	2.0%	Short Build Up	
11-05-2026	-80800	40842400	2370.30	-2.80	-0.2%	Long Unwinding	
08-05-2026	497900	40923200	2373.10	5.20	1.2%	Long Build Up	
07-05-2026	1608950	40425300	2367.90	-41.60	4.1%	Short Build Up	
06-05-2026	1297775	38816350	2409.50	-8.70	3.5%	Short Build Up	
05-05-2026	-209275	37518575	2418.20	-3.60	-0.6%	Long Unwinding	
04-05-2026	259250	37727850	2421.80	-18.80	0.7%	Short Build Up	
30-04-2026	974550	37468600	2440.60	-1.10	2.7%	Short Build Up	
29-04-2026	309825	36494050	2441.70	-1.00	0.9%	Short Build Up	
28-04-2026	-3777550	36184225	2442.70	-14.90	-9.5%	Long Unwinding	
27-04-2026	2230025	39961775	2457.60	56.30	5.9%	Long Build Up	
24-04-2026	1676150	37731750	2401.30	-115.60	4.6%	Short Build Up	
23-04-2026	-828450	36055600	2516.90	-12.30	-2.2%	Long Unwinding	
22-04-2026	1381450	36884050	2529.20	-62.90	3.9%	Short Build Up	
21-04-2026	-66150	35502600	2592.10	27.10	-0.2%	Short Covering	
20-04-2026	7525	35568750	2565.00	3.80	0.0%	Long Build Up	
17-04-2026	95375	35561225	2561.20	5.60	0.3%	Long Build Up	
16-04-2026	366100	35465850	2555.60	19.90	1.0%	Long Build Up	
15-04-2026	-323575	35099750	2535.70	75.90	-0.9%	Short Covering	
13-04-2026	605150	35423325	2459.80	-52.60	1.7%	Short Build Up	

SYMBOL	INFY						
Row Labels	Chg OI	TOTAL OI	CM Price	Diff	% Chg OI	Intrepretion	
04-06-2026	-507200	85372000	1207.30	-15.40	-0.6%	Long Unwinding	
03-06-2026	-1566400	85879200	1222.70	-48.30	-1.8%	Long Unwinding	
02-06-2026	-91200	87445600	1271.00	66.30	-0.1%	Short Covering	
01-06-2026	-1072800	87536800	1204.70	33.70	-1.2%	Short Covering	
29-05-2026	-702800	88609600	1171.00	17.40	-7.3%	Short Covering	
27-05-2026	2590800	95637600	1153.60	-12.30	2.8%	Short Build Up	
26-05-2026	-6377200	93046800	1165.90	-3.80	-6.4%	Long Unwinding	
25-05-2026	401600	99424000	1169.70	-3.40	4.2%	Short Build Up	
22-05-2026	-1376000	95408000	1173.10	-4.70	-1.4%	Long Unwinding	
21-05-2026	-4198400	96784000	1177.80	-9.60	-4.2%	Long Unwinding	
20-05-2026	365600	100982400	1187.40	-3.50	3.8%	Short Build Up	
19-05-2026	7163200	97326400	1190.90	45.90	7.9%	Long Build Up	
18-05-2026	-765200	90163200	1145.00	28.00	-0.8%	Short Covering	
15-05-2026	1690400	90928400	1117.00	17.90	1.9%	Long Build Up	
14-05-2026	4738400	89238000	1099.10	-27.20	5.6%	Short Build Up	
13-05-2026	1350400	84499600	1126.30	-10.30	1.6%	Short Build Up	
12-05-2026	216400	83149200	1136.60	-41.90	0.3%	Short Build Up	
11-05-2026	-1067200	82932800	1178.50	-1.00	-1.3%	Long Unwinding	
08-05-2026	-430400	84000000	1179.50	11.00	-0.5%	Short Covering	
07-05-2026	-1446400	84430400	1168.50	-2.50	-1.7%	Long Unwinding	
06-05-2026	2970800	85876800	1171.00	-7.30	3.6%	Short Build Up	
05-05-2026	-527600	82906000	1178.30	5.30	-0.6%	Short Covering	
04-05-2026	950800	83433600	1173.00	-14.40	1.2%	Short Build Up	
30-04-2026	-984400	82482800	1187.40	14.70	-1.2%	Short Covering	
29-04-2026	-1358800	83467200	1172.70	21.20	-1.6%	Short Covering	
28-04-2026	-11307200	84826000	1151.50	-23.90	-11.8%	Long Unwinding	
27-04-2026	2786400	96133200	1175.40	16.30	3.0%	Long Build Up	
24-04-2026	8571600	93346800	1159.10	-78.50	10.1%	Short Build Up	
23-04-2026	5491600	84775200	1237.60	-34.60	6.9%	Short Build Up	
22-04-2026	-1446000	79283600	1272.20	-42.80	-1.8%	Long Unwinding	
21-04-2026	692000	80729600	1315.00	5.70	0.9%	Long Build Up	
20-04-2026	418400	80037600	1309.30	-11.70	0.5%	Short Build Up	
17-04-2026	-1336800	79619200	1321.00	0.30	-1.7%	Short Covering	
16-04-2026	-3631600	80956000	1320.70	15.20	-4.3%	Short Covering	
15-04-2026	-182000	84587600	1305.50	28.90	-0.2%	Short Covering	
13-04-2026	3974800	84769600	1276.60	-15.90	4.9%	Short Build Up	

# RELIANCE & LT OPEN INTEREST ANALYSIS

SYMBOL	RELIANCE						
Row Labels	Chg OI	TOTAL OI	CM Price	Change	% Chg OI	Intreption	
04-06-2026	4110000	127653500	1309.70	-9.3	3.3%	Short Build Up	
03-06-2026	65500	123543500	1319.00	-2.8	0.1%	Short Build Up	
02-06-2026	1239500	123478000	1321.80	-3	1.0%	Short Build Up	
01-06-2026	574000	122238500	1324.80	-5.1	0.5%	Short Build Up	
29-05-2026	6947000	121664500	1329.90	-32.4	6.1%	Short Build Up	
27-05-2026	457500	114717500	1362.30	-1.6	0.4%	Short Build Up	
26-05-2026	-5167000	114260000	1354.50	-12.1	-4.3%	Long Unwinding	
25-05-2026	123000	119427000	1366.60	9.4	0.1%	Long Build Up	
22-05-2026	-163500	119304000	1357.20	6.1	-0.1%	Short Covering	
21-05-2026	-899000	119467500	1351.10	-11.3	-0.7%	Long Unwinding	
20-05-2026	1762500	120366500	1362.40	37.3	1.5%	Long Build Up	
19-05-2026	3361000	118604000	1325.10	-12.9	2.9%	Short Build Up	
18-05-2026	1901500	115243000	1338.00	-0.7	1.7%	Short Build Up	
15-05-2026	4132000	113341500	1338.70	-30.1	3.8%	Short Build Up	
14-05-2026	2967500	109209500	1368.80	3.6	2.8%	Long Build Up	
13-05-2026	1071500	106242000	1365.20	-3.3	1.0%	Short Build Up	
12-05-2026	3274500	105170500	1368.50	-25.5	3.2%	Short Build Up	
11-05-2026	3692500	101896000	1394.00	-48	3.8%	Short Build Up	
08-05-2026	104500	98203500	1442.00	0.4	0.1%	Long Build Up	
07-05-2026	1013500	98099000	1441.60	-4.6	1.0%	Short Build Up	
06-05-2026	1278000	97085500	1446.20	-21.2	1.3%	Short Build Up	
05-05-2026	-3032000	95807500	1467.40	0.4	-3.1%	Short Covering	
04-05-2026	-1910500	98839500	1467.00	31.8	-1.9%	Short Covering	
30-04-2026	-514500	100750000	1435.20	5.6	-0.5%	Short Covering	
29-04-2026	-3039500	101264500	1429.60	35.5	-2.9%	Short Covering	
28-04-2026	-4535000	104304000	1384.50	19.2	-4.2%	Short Covering	
27-04-2026	1324500	108839000	1365.30	35.4	1.2%	Long Build Up	
24-04-2026	3219000	107514500	1329.90	-14.4	3.1%	Short Build Up	
23-04-2026	2788500	104295500	1344.30	-17.8	2.7%	Short Build Up	
22-04-2026	697000	101507000	1362.10	6.2	0.7%	Long Build Up	
21-04-2026	5209000	100810000	1355.90	-6.5	5.4%	Short Build Up	
20-04-2026	-655500	95601000	1362.40	-3.9	-0.7%	Long Unwinding	
17-04-2026	-1500	96256500	1366.30	21.7	0.0%	Short Covering	
16-04-2026	1901000	96258000	1344.60	-0.5	2.0%	Short Build Up	
15-04-2026	405000	94357000	1345.10	26.4	0.4%	Long Build Up	
13-04-2026	1508000	93952000	1318.70	-36.3	1.6%	Short Build Up	

SYMBOL	LT						
Row Labels	Chg OI	TOTAL OI	CM Price	Change	% Chg OI	Intreption	
04-06-2026	144025	14477225	3975.70	-10.7	1.0%	Short Build Up	
03-06-2026	3500	14333200	3986.40	-50.2	0.0%	Short Build Up	
02-06-2026	-15225	14329700	4036.60	7.2	-0.1%	Short Covering	
01-06-2026	130900	14344925	4029.40	-82.4	0.9%	Short Build Up	
29-05-2026	-220675	14214025	4111.80	34.7	-1.5%	Short Covering	
27-05-2026	-146300	14434700	4077.10	19.4	-1.0%	Short Covering	
26-05-2026	-1549800	14581000	4027.20	-7	-9.6%	Long Unwinding	
25-05-2026	-251825	16130800	4034.20	107.3	-1.5%	Short Covering	
22-05-2026	-507150	16382625	3926.90	36.6	-3.0%	Short Covering	
21-05-2026	135275	16889775	3890.30	11	0.8%	Long Build Up	
20-05-2026	-33950	16754500	3879.30	-1.2	-0.2%	Long Unwinding	
19-05-2026	-154700	16788450	3880.50	1.7	-0.9%	Short Covering	
18-05-2026	-107975	16943150	3878.80	8	-0.6%	Short Covering	
15-05-2026	-69825	17051125	3870.80	-36.2	-0.4%	Long Unwinding	
14-05-2026	-241675	17120950	3907.00	14.1	-1.4%	Short Covering	
13-05-2026	92225	17362625	3892.90	59.4	0.5%	Long Build Up	
12-05-2026	119700	17270400	3833.50	-74.5	0.7%	Short Build Up	
11-05-2026	-151550	17150700	3908.00	-41.2	-0.9%	Long Unwinding	
08-05-2026	2975	17302250	3949.20	-57.8	0.0%	Short Build Up	
07-05-2026	-117425	17299275	4007.00	7.3	-0.7%	Short Covering	
06-05-2026	2605575	17416700	3999.70	-79.5	17.6%	Short Build Up	
05-05-2026	631050	14811125	4079.20	-41.1	4.5%	Short Build Up	
04-05-2026	-230475	14180075	4120.30	82.6	-1.6%	Short Covering	
30-04-2026	162925	14410550	4037.70	-78.9	1.1%	Short Build Up	
29-04-2026	-33250	14247625	4116.60	60	-0.2%	Short Covering	
28-04-2026	-2068150	14280875	4051.40	-9.8	-12.6%	Long Unwinding	
27-04-2026	312200	16349025	4061.20	40	1.9%	Long Build Up	
24-04-2026	515725	16036825	4021.20	-36.4	3.3%	Short Build Up	
23-04-2026	310450	15521100	4057.60	32.2	2.0%	Long Build Up	
22-04-2026	246400	15210650	4025.40	-58.4	1.6%	Short Build Up	
21-04-2026	59850	14964250	4083.80	27.4	0.4%	Long Build Up	
20-04-2026	60550	14904400	4056.40	-50.5	0.4%	Short Build Up	
17-04-2026	-100450	14843850	4106.90	-11.1	-0.7%	Long Unwinding	
16-04-2026	-23100	14944300	4118.00	40.9	-0.2%	Short Covering	
15-04-2026	-513450	14967400	4077.10	121.8	-3.3%	Short Covering	
13-04-2026	89425	15480850	3955.30	-10.4	0.6%	Short Build Up	



Zerodha Broking Ltd.: SEBI Registration no.: INZ00031633 | Bharat Mitna Research Analyst Registration no.: NISM-202500169635  
 Source: <https://www.nseindia.com/all-reports-derivatives>

B-23, Mahavir Kunj, Near Vidhya Vardhini College of Engineering, Vasai Road West- 401202 | <https://ottzindia.com> |

# Disclaimer:

Thank You!

This report is solely made for Learning purpose only.

The information provided in this report is for informational purposes only. It is not intended to be, nor should it be construed as, financial advice. We do not make any warranties regarding the completeness, reliability, or accuracy of this information. All investments involve risk, and past performance does not guarantee future results. We recommend consulting a financial advisor before making any investment decisions.

Please do your own Analysis before taking any action. The above view is shared in this group is just for educational purpose. By no means shall be responsible for any losses amounting out of it incase if any trades on it. We do not charge for any advisory or tips provided in this group nor do we have any paid groups

Please contact your financial advisor before taking position in market