



Option Tracker Trading Academy

Derivative Digest

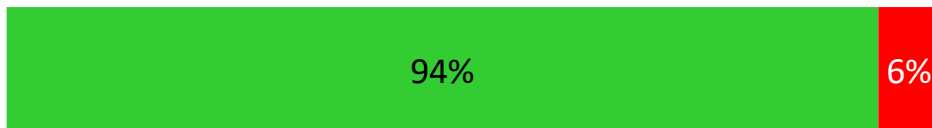
Futures & Option Analysis

Open Interest Analysis

15-Apr-2026

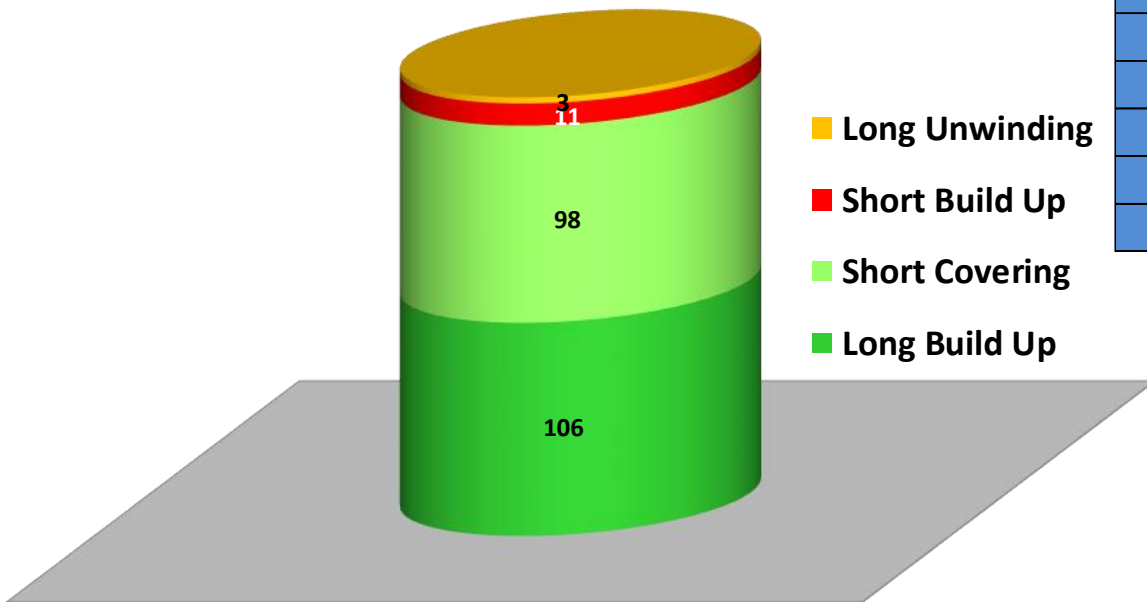
Market Overview

MARKET SENTIMENTS



■ Bullish ■ Bearish

DERIVATIVE ANALYSIS



■ Long Unwinding

■ Short Build Up

■ Short Covering

■ Long Build Up

NIFTY SPOT & NIFTY BANKS LEVEL

NIFTY		NIFTY BANK	
0.0%	16828.4	0.0%	38613.2
23.6%	17314.3	23.6%	39920.3
38.2%	17615.0	38.2%	40728.9
50.0%	17858.0	50.0%	41382.5
61.8%	18101.0	61.8%	42036.0
100.0%	18887.6	100.0%	44151.8
138.2%	19674.2	138.2%	46267.6
161.8%	20160.2	161.8%	47574.7
261.8%	22219.5	261.8%	53113.3
423.0%	25539.0	423.0%	62041.6

LEVEL	NIFTY	NIFTY BANK
S3	23973	55058
S2	24109	55806
S1	24173	56112
Pivot	24244	56554
R1	24309	56860
R2	24380	57302
R3	24515	58050

LONG BUILDUP /SHORT BUILDUP

EXPIRY	28 April 2026				
SYMBOL	Chg in OI %	Chg in OI	Open Interest	Price	Diff
GODFRYPHLP	30%	165550	712525	2095.5	▲ 52.6
MOTILALOFS	26%	368900	1796450	791.3	▲ 33.4
SIEMENS	21%	580300	3319400	3546.9	▲ 194.0
FORCEMOT	16%	15000	108575	22339.0	▲ 213.0
ASTRAL	15%	1490050	11602925	1583.7	▼ -20.1
NAM-INDIA	14%	303125	2465625	950.8	▲ 32.7
HYUNDAI	13%	839025	7399150	1779.9	▲ 50.6
ANGELONE	11%	2555000	26062500	293.9	▲ 13.6
360ONE	10%	514500	5684000	1054.8	▲ 42.1
VMM	8%	1561700	22246950	117.6	▲ 2.8
OIL	8%	1507800	21534800	464.7	▼ -14.4
JUBLFOOD	7%	3145000	46595000	453.4	▲ 16.8
RVNL	7%	3696600	57756325	285.3	▲ 14.8
INDIANB	7%	592000	9637000	949.0	▼ -17.7
HCLTECH	6%	2315600	38812900	1425.4	▲ 22.4

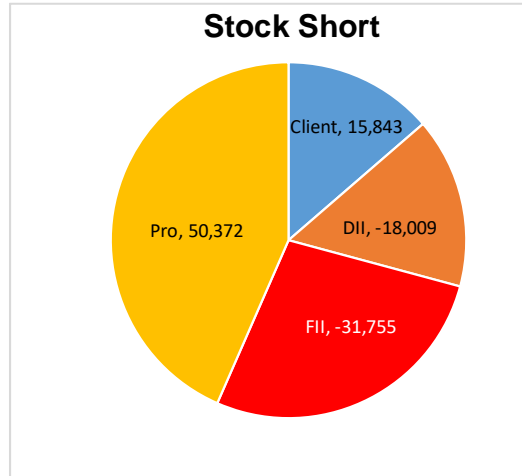
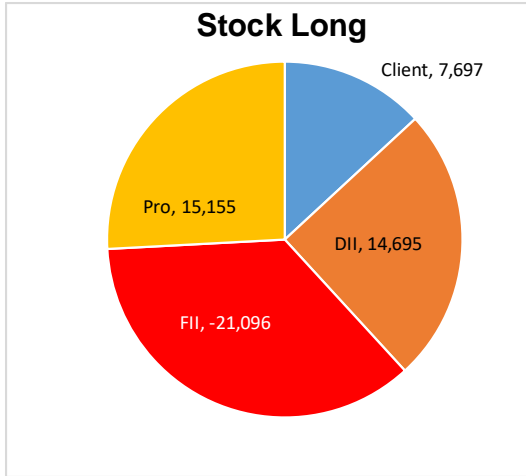
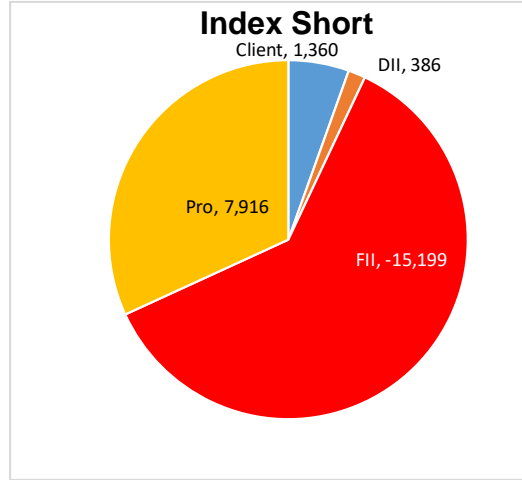
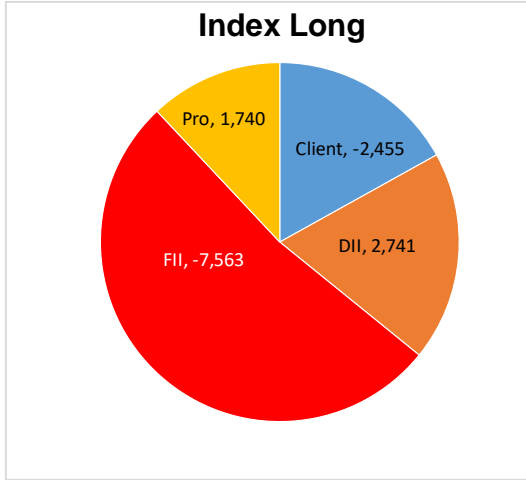
NOTE:
 Up Green Arrow
 Denotes
LONG BUILD UP
 and Down Red
 Arrow Denotes
SHORT BUILD UP

LONG UNWINDING / SHORT COVERING

EXPIRY	28 April 2026				
SYMBOL	Chg in OI %	Chg in OI	Open Interest	Price	Diff
BOSCHLTD	-15%	-48125	281275	37150.0	▲470.0
FINNIFTY	-7%	-1920	24960	26472.4	▲352.0
VEDL	-6%	-3445400	49675400	766.2	▲ 12.6
PPLPHARMA	-6%	-737625	12190500	148.8	▲ 2.7
TATATECH	-5%	-374400	6509600	577.6	▲ 15.3
HINDALCO	-5%	-1911000	36869700	1011.2	▲ 30.1
DIXON	-5%	-148150	2956200	11076.0	▲563.0
LODHA	-5%	-1015200	20891250	861.2	▲ 39.8
BAJAJ-AUTO	-5%	-149475	3162750	9888.5	▲ 77.5
DMART	-4%	-183900	3992550	4486.2	▲ 45.2
PGEL	-4%	-678300	16694350	539.6	▲ 52.0
HDFCLIFE	-4%	-1565300	42315900	640.8	▲ 19.3
SUNPHARMA	-3%	-687050	19066250	1697.5	▲ 41.1
LT	-3%	-513450	14967400	4077.1	▲121.8
AXISBANK	-3%	-2139375	64516875	1355.2	▼ -0.4

NOTE:
 Up Green Arrow
 Denotes
SHORT COVERING
 and Down Red
 Arrow Denotes
LONG UNWINDING

Participant-wise Open Interest



Types of Participants:

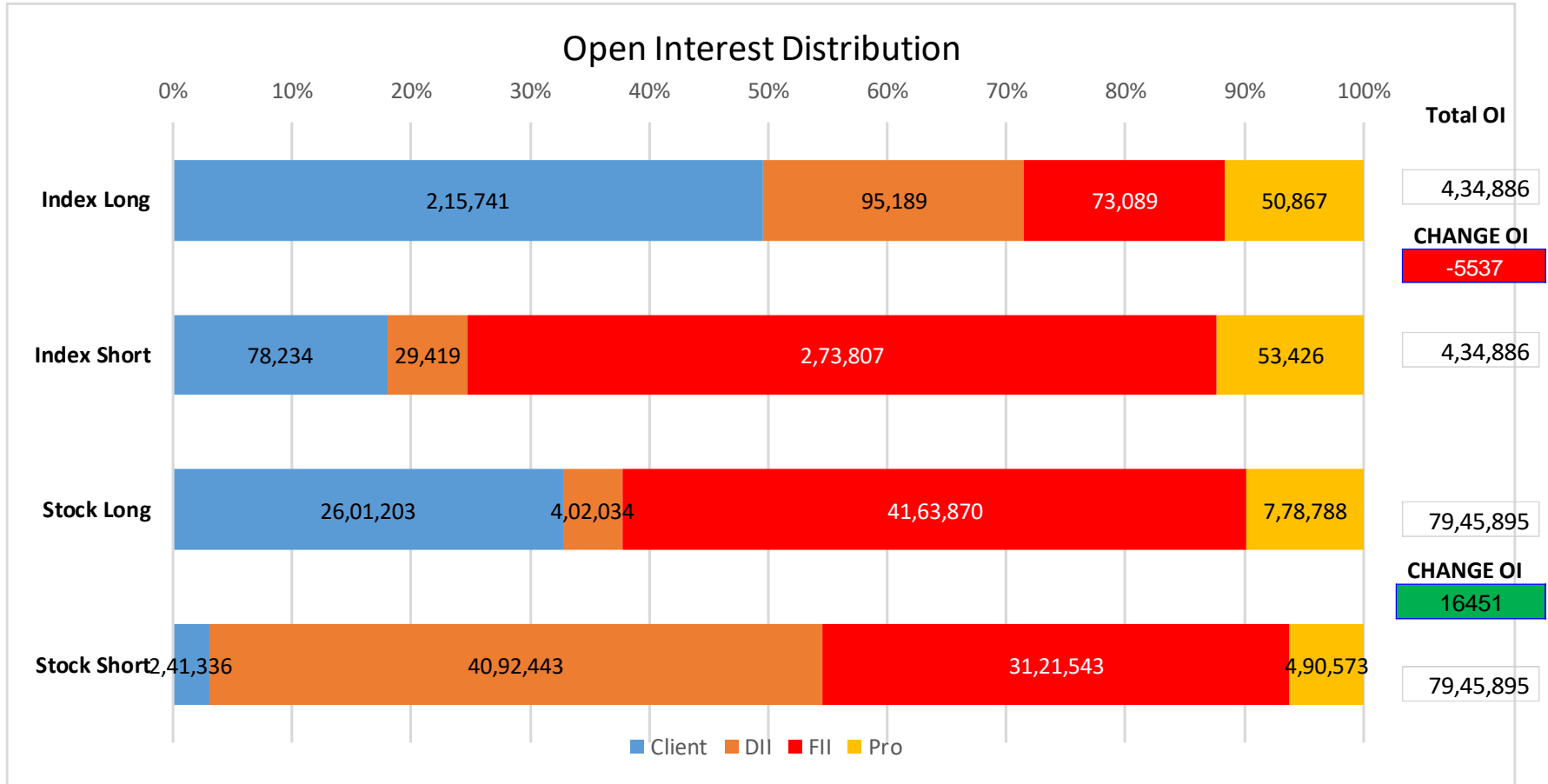
Clients: Clients are the retail individual investors who invest in the derivatives instruments.

DII : Domestic Individual Investors are the local institutional investors who trade in this market mostly for hedging and speculating targets. Mutual Fund Houses, Pension Funds, Banks, Insurance Companies, are some examples of the most common DIIs present in the market.

FIIs: Foreign Institutional Investors are the international investors who are willing to invest in the Indian Market being locals of different countries.

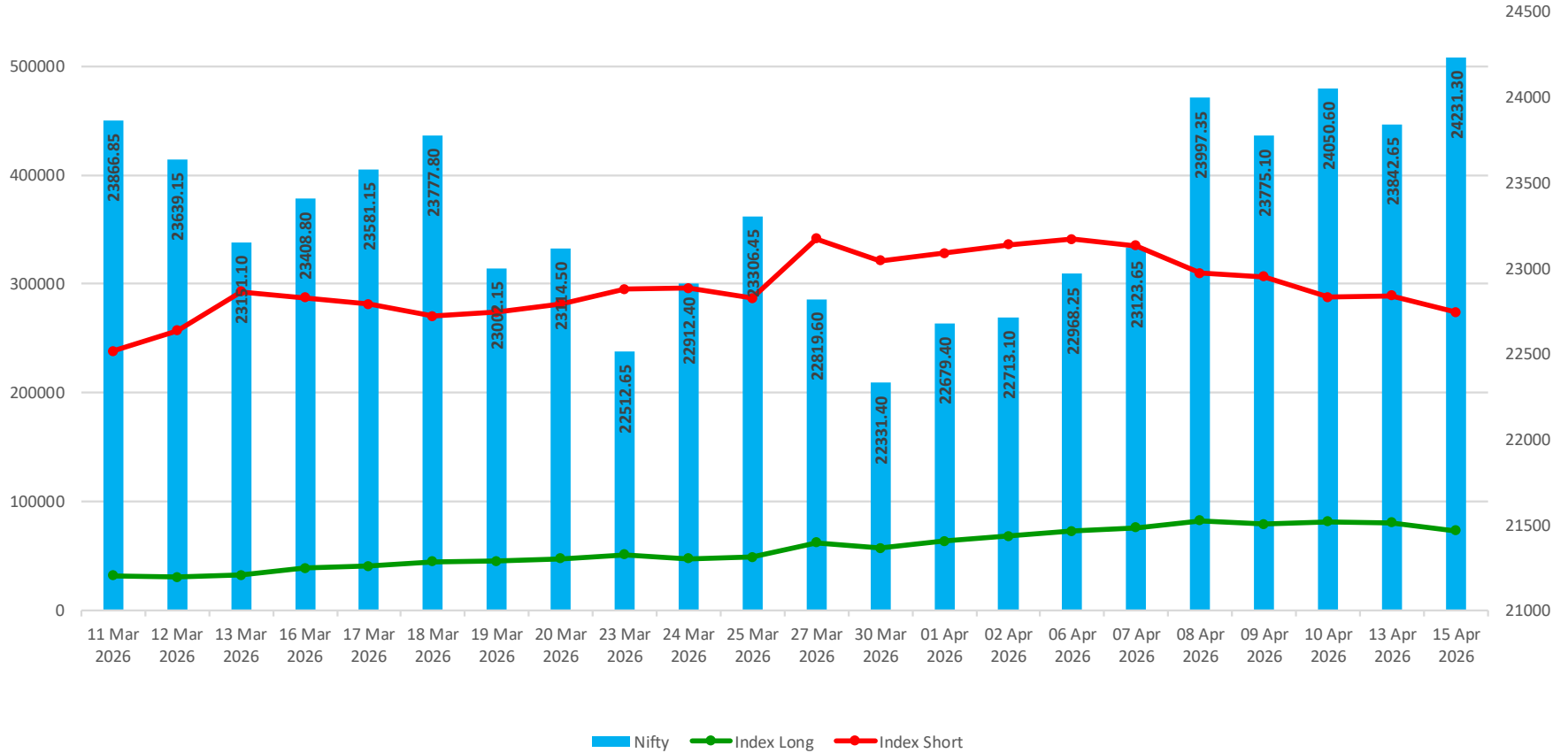
Pro : Pro are the proprietors and brokerage firms who trade on their own behalf.

Participant-wise Open Interest Distribution



FII Participation in Index

Index and FII Participation



Participant-wise Open Interest - Summary

Client	Open Interest				Change of Open Interest							
Date	Index Long	Index Short	Stock Long	Stock Short	Index Long		Index Short		Stock Long		Stock Short	
15 Apr 2026	215741	78234	2601203	241336	-2455	Long Unwinding	1360	Short BuildUp	7697	Long BuildUp	15843	Short BuildUp
13 Apr 2026	218196	76874	2593506	225493	-821	Long Unwinding	1061	Short BuildUp	15841	Long BuildUp	4046	Short BuildUp
10 Apr 2026	219017	75813	2577665	221447	-18142	Long Unwinding	1418	Short BuildUp	463	Long BuildUp	14412	Short BuildUp
09 Apr 2026	237159	74395	2577202	207035	8118	Long BuildUp	-3481	Short Covering	32372	Long BuildUp	9451	Short BuildUp
08 Apr 2026	229041	77876	2544830	197584	-30086	Long Unwinding	-12810	Short Covering	-17919	Long Unwinding	9160	Short BuildUp

DII	Open Interest				Change of Open Interest							
Date	Index Long	Index Short	Stock Long	Stock Short	Index Long		Index Short		Stock Long		Stock Short	
15 Apr 2026	95189	29419	402034	4092443	2741	Long BuildUp	386	Short BuildUp	14695	Long BuildUp	-18009	Short Covering
13 Apr 2026	92448	29033	387339	4110452	638	Long BuildUp	155	Short BuildUp	17094	Long BuildUp	-2	Short Covering
10 Apr 2026	91810	28878	370245	4110454	-2819	Long Unwinding	-70	Short Covering	21327	Long BuildUp	-27359	Short Covering
09 Apr 2026	94629	28948	348918	4137813	-489	Long Unwinding	22	Short BuildUp	5067	Long BuildUp	-78	Short Covering
08 Apr 2026	95118	28926	343851	4137891	1649	Long BuildUp	2375	Short BuildUp	16397	Long BuildUp	-46996	Short Covering

FII	Open Interest				Change of Open Interest							
Date	Index Long	Index Short	Stock Long	Stock Short	Index Long		Index Short		Stock Long		Stock Short	
15 Apr 2026	73089	273807	4163870	3121543	-7563	Long Unwinding	-15199	Short Covering	-21096	Long Unwinding	-31755	Short Covering
13 Apr 2026	80652	289006	4184966	3153298	-780	Long Unwinding	1347	Short BuildUp	-27481	Long Unwinding	19880	Short BuildUp
10 Apr 2026	81432	287659	4212447	3133418	2426	Long BuildUp	-19065	Short Covering	-5770	Long Unwinding	-2803	Short Covering
09 Apr 2026	79006	306724	4218217	3136221	-3399	Long Unwinding	-3081	Short Covering	16887	Long BuildUp	25480	Short BuildUp
08 Apr 2026	82405	309805	4201330	3110741	6637	Long BuildUp	-25398	Short Covering	22597	Long BuildUp	-9468	Short Covering

Pro	Open Interest				Change of Open Interest							
Date	Index Long	Index Short	Stock Long	Stock Short	Index Long		Index Short		Stock Long		Stock Short	
15 Apr 2026	50867	53426	778788	490573	1740	Long BuildUp	7916	Short BuildUp	15155	Long BuildUp	50372	Short BuildUp
13 Apr 2026	49127	45510	763633	440201	3703	Long BuildUp	177	Short BuildUp	27740	Long BuildUp	9270	Short BuildUp
10 Apr 2026	45424	45333	735893	430931	-145	Long Unwinding	-963	Short Covering	1933	Long BuildUp	33703	Short BuildUp
09 Apr 2026	45569	46296	733960	397228	-7598	Long Unwinding	3172	Short BuildUp	9404	Long BuildUp	28877	Short BuildUp
08 Apr 2026	53167	43124	724556	368351	-9764	Long Unwinding	4269	Short BuildUp	-31528	Long Unwinding	36851	Short BuildUp

F&O SUMMARY (1/3)

SYMBOL	CMP	Diff	%Diff	TOTAL OI	Change OI	%Change	Interpretation
BANKNIFTY	56418.80	▲	682.00	2628510	154350	6.2%	Long Build Up
FIFTY	26472.40	▲	352.00	24960	1920	-7.1%	Short Covering
NIFTYNIFTY	13572.10	▲	299.10	2625840	-76080	-3%	Short Covering
MIDCAP	24237.70	▲	379.00	21075470	-651430	-3%	Short Covering
NIFTYNXT50	68578.80	▲	1340.00	18325	150	1%	Long Build Up
360ONE	1054.80	▲	42.10	5684000	514500	10%	Long Build Up
ABB	6862.50	▲	32.50	2387875	76000	3%	Long Build Up
ABCAPITAL	344.80	▲	6.85	45284800	1106700	3%	Long Build Up
ADANIENSOL	1174.90	▼	-2.15	20792025	101250	0%	Short Build Up
ADANIANT	2151.20	▲	14.10	16646139	-182310	-1%	Short Covering
ADANIGREEN	1097.30	▲	8.15	20964600	55200	0%	Long Build Up
ADANIPORTS	1513.30	▲	46.30	20663450	-189525	-1%	Short Covering
ADANIPOWER	183.64	▲	1.66	61386600	699350	1%	Long Build Up
ALKEM	5571.50	▲	197.00	1161125	8250	1%	Long Build Up
AMBER	7524.00	▲	321.50	1316500	2200	0%	Long Build Up
AMBUJACEM	455.15	▲	12.85	59671500	716100	1%	Long Build Up
ANGELONE	293.86	▲	13.57	26062500	255500	1%	Long Build Up
APLAPOLLO	2044.10	▲	58.20	5149900	-74900	-1%	Short Covering
APOLLOHOSP	7650.50	▲	124.00	2484750	-46250	-2%	Short Covering
ASHOKLEY	175.71	▲	3.35	138795000	-1435000	-1%	Short Covering
ASIANPAINT	2424.40	▲	69.70	15092250	63000	0%	Long Build Up
ASTRAL	1583.70	▼	-20.10	11602925	1490050	15%	Short Build Up
AUBANK	984.40	▲	4.75	24793000	337000	1%	Long Build Up
AUROPHARMA	1375.80	▲	37.20	21175000	21450	0%	Long Build Up
AXISBANK	1355.20	▼	-0.40	64516875	-2139375	-3%	Long Unwinding
BAJAJ-AUTO	9888.50	▲	77.50	3162750	-149475	-5%	Short Covering
BAJAJFINSV	1826.80	▲	36.50	11480500	-76000	-1%	Short Covering
BAJAJHLDNG	10060.00	▲	168.00	287000	-2650	-1%	Short Covering
BAJFINANCE	914.85	▲	12.55	70730250	-84750	0%	Short Covering
BANDHANBANK	173.94	▲	7.12	90558000	378000	0%	Long Build Up
BANKBARODA	279.85	▲	3.97	104519025	3293550	3%	Long Build Up
BANKINDIA	147.91	▲	2.42	56217200	-655200	-1%	Short Covering
BDL	1358.30	▲	21.90	3911250	43400	1%	Long Build Up
BEL	448.75	▲	5.55	105375900	1152825	1%	Long Build Up
BHARATFORG	1833.70	▲	28.30	7743500	-165000	-2%	Short Covering
BHARTIARTL	1861.10	▼	-9.80	59282850	1115300	2%	Short Build Up
BHEL	292.92	▲	5.15	95838750	404250	0%	Long Build Up
BIOCON	351.55	▲	4.95	37760000	547500	1%	Long Build Up
BLUESTARCO	1808.20	▲	78.20	2884375	-44850	-2%	Short Covering
BOSCHLTD	37150.00	▲	470.00	281275	-48125	-15%	Short Covering
BPCL	311.20	▲	18.05	53119600	2684025	5%	Long Build Up
BRITANNIA	5656.00	▲	63.50	2777750	-89250	-3%	Short Covering
BSE	3399.80	▲	94.00	8042625	9750	0%	Long Build Up
CAMS	725.65	▲	23.00	7089000	392250	6%	Long Build Up
CANBK	141.84	▲	2.67	195743250	958500	0%	Long Build Up
CDSL	1342.80	▲	51.80	11274600	-340100	-3%	Short Covering
CGPOWER	750.35	▲	31.80	19833050	572900	3%	Long Build Up
CHOLAFIN	1550.60	▲	38.30	20161875	322500	2%	Long Build Up

SYMBOL	CMP	Diff	%Diff	TOTAL OI	Change OI	%Change	Interpretation
CIPLA	1228.20	▲	13.30	15493125	348000	2%	Long Build Up
COALINDIA	434.70	▲	1.20	68412600	1217700	2%	Long Build Up
COCHINSHIP	1485.90	▲	46.30	1459600	45600	3%	Long Build Up
COFORGE	1284.80	▲	52.20	18606375	-256500	-1%	Short Covering
COLPAL	1946.60	▲	30.50	6337350	-176850	-3%	Short Covering
CONCOR	490.50	▲	8.55	25536250	-241250	-1%	Short Covering
CROMPTON	248.16	▲	9.66	44854200	-54000	0%	Short Covering
CUMMINSIND	5021.40	▲	11.60	3895200	150600	4%	Long Build Up
DABUR	433.30	▲	7.55	30743750	-433750	-1%	Short Covering
DALBHARAT	1975.90	▲	22.20	2542800	4550	0%	Long Build Up
DELHIVERY	460.70	▼	-6.25	29545925	657775	2%	Short Build Up
DISVLAB	6180.00	▲	101.00	2854300	-56300	-2%	Short Covering
DIXON	11076.00	▲	563.00	2956200	-148150	-5%	Short Covering
DLF	587.55	▲	18.70	53485575	-1564200	-3%	Short Covering
DMART	4486.20	▲	45.20	3992550	-183900	-4%	Short Covering
DRREDDY	1219.00	▼	-13.70	13361875	478750	4%	Short Build Up
EICHERMOT	7152.00	▲	79.50	4424100	171100	4%	Long Build Up
ETERNAL	246.81	▲	10.33	206789450	375875	0%	Long Build Up
EXIDEIND	330.50	▲	4.70	29187000	73800	0%	Long Build Up
FEDERALBNK	287.75	▼	-1.50	80580000	289000	4%	Short Build Up
FORCEMOT	22339.00	▲	213.00	108575	15000	16%	Long Build Up
FORTIS	878.00	▲	25.75	11515725	-313875	-3%	Short Covering
GAIL	156.24	▲	2.49	76790700	-1178100	-2%	Short Covering
GLENMARK	2264.00	▲	61.90	10321875	34125	0%	Long Build Up
GMRAIRPORT	99.54	▲	4.53	133592175	-3773475	-3%	Short Covering
GODFRYPHLP	2095.50	▲	52.60	712525	165550	30%	Long Build Up
GODREJCP	1087.20	▲	27.10	11994500	-127500	-1%	Short Covering
GODREJPROP	1742.70	▲	35.00	8145225	-48950	-1%	Short Covering
GRASIM	2749.10	▲	26.30	13949250	-7000	0%	Short Covering
HAL	4251.00	▲	137.20	7506900	-154800	-2%	Short Covering
HAVELLS	1282.70	▲	4.20	8345000	107000	1%	Long Build Up
HCLTECH	1425.40	▲	22.40	38812900	2315600	6%	Long Build Up
HDFCAMC	2664.50	▲	109.50	5968800	-180600	-3%	Short Covering
HDFCBANK	810.65	▲	14.05	333115750	-4623850	-1%	Short Covering
HDFCLIFE	640.80	▲	19.35	42315900	-1565300	-4%	Short Covering
HEROMOTOCO	5290.00	▲	27.00	4230900	38100	1%	Long Build Up
HINDALCO	1011.15	▲	30.10	36869700	-1911000	-5%	Short Covering
HINDPETRO	367.80	▲	17.15	42203025	-352350	-1%	Short Covering
HINDUNILVR	2161.00	▲	30.70	18147300	83700	0%	Long Build Up
HINDZINC	581.00	▲	18.10	36153425	-395675	-1%	Short Covering
HUDDCO	190.06	▲	1.73	27713925	-321900	-1%	Short Covering
HYUNDAI	1779.90	▲	50.60	7399150	839025	13%	Long Build Up
ICICIBANK	1348.20	▼	-3.10	112044800	1062600	1%	Short Build Up
ICICIGI	1864.50	▲	80.50	5546125	321750	6%	Long Build Up
ICICIPRULI	561.15	▲	13.25	19719150	818625	4%	Long Build Up
IDEA	9.46	▲	0.19	6611937825	-24301500	0%	Short Covering
IDFCFIRSTB	67.03	▲	1.95	405771975	-5017775	-1%	Short Covering
IEX	133.17	▲	3.58	71043750	-127500	0%	Short Covering

F&O SUMMARY (2/3)

SYMBOL	CMP	Diff	%Diff	TOTAL OI	Change OI	%Change	Interpretation
INDHOTEL	648.45	▲ 11.60	1.8%	21901000	78000	0%	Long Build Up
INDIAB	949.00	▼ -17.70	-1.9%	9637000	592000	7%	Short Build Up
INDIGO	4635.20	▲ 204.90	4.4%	7108350	-204750	-3%	Short Covering
INDUSINDBK	842.10	▲ 20.95	2.5%	37833600	100100	0%	Long Build Up
INDUSTOWER	421.75	▼ -16.30	-3.9%	68389300	3262300	5%	Short Build Up
INFY	1305.50	▲ 28.90	2.2%	84587600	-182000	0%	Short Covering
INOXWIND	93.45	▲ 5.84	6.2%	103825150	2077075	2%	Long Build Up
IOC	145.37	▲ 4.20	2.9%	105139125	-1872000	-2%	Short Covering
IREDA	126.93	▲ 3.40	2.7%	51898350	-1100550	-2%	Short Covering
IRFC	102.05	▲ 2.88	2.8%	57855250	2588250	5%	Long Build Up
ITC	303.05	▲ 3.50	1.2%	163472000	2864000	2%	Long Build Up
JINDALSTEL	1223.50	▲ 1.20	0.1%	12658125	-116875	-1%	Short Covering
JIOFIN	243.46	▲ 5.59	2.3%	153328100	787250	1%	Long Build Up
JSWENERGY	528.55	▲ 17.00	3.2%	28249000	-56000	0%	Short Covering
JSWSTEEL	1222.50	▲ 16.20	1.3%	50996250	364500	1%	Long Build Up
JUBLFOOD	453.40	▲ 16.75	3.7%	46595000	3145000	7%	Long Build Up
KALYANKJIL	443.90	▲ 0.60	0.1%	24149775	163325	1%	Long Build Up
KAYNES	4020.30	▲ 140.00	3.5%	3376600	10800	0%	Long Build Up
KEI	4600.80	▲ 139.30	3.0%	2231250	32025	1%	Long Build Up
KFINTECH	933.35	▲ 30.65	3.3%	3283500	24000	1%	Long Build Up
KOTAKBANK	382.70	▲ 9.45	2.5%	223408000	-2086000	-1%	Short Covering
KPITTECH	730.80	▲ 18.45	2.5%	6829325	2125	0%	Long Build Up
LAURUSLABS	1121.25	▲ 30.15	2.7%	17682550	387600	2%	Long Build Up
LICHSGFIN	530.10	▲ 8.05	1.5%	33244000	61000	0%	Long Build Up
LICI	840.20	▲ 37.55	4.5%	9769900	284900	3%	Long Build Up
LODHA	861.15	▲ 39.80	4.6%	20891250	-1015200	-5%	Short Covering
LT	4077.10	▲ 121.80	3.0%	14967400	-513450	-3%	Short Covering
LTF	280.19	▲ 7.04	2.5%	55536750	461250	1%	Long Build Up
LTM	4539.60	▲ 124.40	2.7%	4614600	208050	5%	Long Build Up
LUPIN	2345.40	▲ 24.60	1.0%	6613850	42500	1%	Long Build Up
M&M	3258.10	▲ 29.10	0.9%	19255000	-78800	0%	Short Covering
MANAPPURAM	269.90	▲ 2.25	0.8%	54039000	798000	1%	Long Build Up
MANKIND	2121.00	▲ 39.50	1.9%	2911050	77175	3%	Long Build Up
MARICO	755.75	▲ 1.75	0.2%	25375200	-252000	-1%	Short Covering
MARUTI	13333.00	▲ 217.00	1.6%	3484150	99550	3%	Long Build Up
MAXHEALTH	990.30	▲ 35.45	3.6%	15248625	-480900	-3%	Short Covering
MAZDOCK	2547.00	▲ 41.20	1.6%	4708000	-1200	0%	Short Covering
MCX	2858.50	▲ 87.70	3.1%	13338750	-303125	-2%	Short Covering
MFSL	1702.30	▲ 55.10	3.2%	10174400	82400	1%	Long Build Up
MOTHERSON	123.57	▲ 4.46	3.6%	136400850	135300	0%	Long Build Up
MOTILALOFS	791.25	▲ 33.35	4.2%	1796450	368900	26%	Long Build Up
MPHASIS	2409.90	▲ 86.30	3.6%	4792425	-105875	-2%	Short Covering
MUTHOOTFIN	3568.10	▲ 34.40	1.0%	3736700	176000	5%	Long Build Up
NAM-INDIA	950.80	▲ 32.70	3.4%	2465625	303125	14%	Long Build Up
NATIONALUM	425.45	▲ 6.55	1.5%	54652500	266250	0%	Long Build Up
NAUKRI	1029.20	▲ 36.70	3.6%	10139250	-47250	0%	Short Covering
NBCC	91.31	▲ 2.40	2.6%	77343500	-565500	-1%	Short Covering
NESTLEIND	1257.20	▲ 30.00	2.4%	18887000	266500	1%	Long Build Up

SYMBOL	CMP	Diff	%Diff	TOTAL OI	Change OI	%Change	Interpretation
NHPC	80.82	▲ 3.06	3.8%	76851200	-51200	0%	Short Covering
NMDC	87.36	▲ 1.27	1.5%	334185750	-708750	0%	Short Covering
NTPC	393.05	▲ 5.55	1.4%	91719000	2886000	3%	Long Build Up
NUVAMA	1338.10	▲ 42.70	3.2%	1947000	-11000	-1%	Short Covering
NYKAA	262.69	▲ 5.62	2.1%	45668750	-143750	0%	Short Covering
OBEROIRLTY	1708.70	▲ 32.80	1.9%	9876650	227500	2%	Long Build Up
OFSS	7539.50	▲ 360.50	4.8%	1459650	-22725	-2%	Short Covering
OIL	464.70	▼ -14.35	-3.1%	21534800	1507800	8%	Short Build Up
ONGC	287.80	▼ -0.10	0.0%	96061500	-387000	0%	Long Unwinding
PAGEIND	36655.00	▲ 695.00	1.9%	362220	13995	4%	Long Build Up
PATANJALI	464.55	▲ 4.00	0.9%	34275600	171000	1%	Long Build Up
PAYTM	1139.90	▲ 31.70	2.8%	16456775	-187050	-1%	Short Covering
PERSISTENT	5487.00	▲ 110.90	2.0%	5613000	95200	2%	Long Build Up
PETRONET	270.46	▲ 5.88	2.2%	36073400	-121600	0%	Short Covering
PFCL	444.90	▲ 10.95	2.5%	57177900	-22100	0%	Short Covering
PGEL	539.60	▲ 52.00	9.6%	16694350	-678300	-4%	Short Covering
PHOENIXLTD	1782.60	▲ 28.20	1.6%	3823050	-44800	-1%	Short Covering
PIDILITIND	1332.10	▲ 1.80	0.1%	8650500	478500	6%	Long Build Up
PIIND	3037.80	▲ 118.60	3.9%	2615025	25550	1%	Long Build Up
PNB	113.06	▲ 1.99	1.8%	276856000	-1496000	-1%	Short Covering
PNBHOUSING	869.85	▲ 22.15	2.5%	13276250	260650	2%	Long Build Up
POLICYBZR	1485.60	▲ 28.00	1.9%	8679650	496650	6%	Long Build Up
POLYCAB	7816.50	▲ 245.50	3.1%	1994625	-32750	-2%	Short Covering
POWERGRID	312.80	▲ 11.40	3.6%	79651800	-1449700	-2%	Short Covering
POWERINDIA	28375.00	▲ 60.00	0.2%	386350	3100	1%	Long Build Up
PPLPHARMA	148.81	▲ 2.70	1.8%	12190500	-737625	-6%	Short Covering
PREMIERENE	991.25	▲ 21.65	2.2%	10279275	-171350	-2%	Short Covering
PRESTIGE	1343.20	▲ 35.10	2.6%	7013700	75600	1%	Long Build Up
RBLBANK	319.90	▲ 3.05	1.0%	62093475	-1193800	-2%	Short Covering
RECLTD	352.95	▲ 5.10	1.4%	68989200	-772800	-1%	Short Covering
RELIANCE	1345.10	▲ 26.40	2.0%	94357000	400500	0%	Long Build Up
RVNL	285.31	▲ 14.76	5.2%	57756325	3696600	7%	Long Build Up
SAIL	168.59	▼ -0.61	-0.4%	205380600	-695600	0%	Long Unwinding
SAMMAANCAP	156.58	▲ 2.34	1.5%	100826400	-1079300	-1%	Short Covering
SBICARD	683.90	▲ 11.95	1.7%	25719200	967200	4%	Long Build Up
SBILIFE	1971.50	▲ 54.60	2.8%	10765500	-31500	0%	Short Covering
SBIN	1074.10	▲ 10.25	1.0%	77557500	-1166250	-1%	Short Covering
SHRECEM	2504.00	▲ 710.00	2.8%	381550	3425	1%	Long Build Up
SHRRAMFIN	1021.75	▲ 13.85	1.4%	41963625	-293700	-1%	Short Covering
SIEMENS	3546.90	▲ 194.00	5.5%	3319400	580300	21%	Long Build Up
SOLARINDS	14864.00	▲ 329.00	2.2%	776500	-7100	-1%	Short Covering
SONACOMS	587.30	▲ 17.70	3.0%	14233275	749700	6%	Long Build Up
SRF	2507.20	▲ 54.10	2.2%	4158000	-27000	-1%	Short Covering
SUNPHARMA	1697.50	▲ 41.10	2.4%	19066250	-687050	-3%	Short Covering
SUPREMEIND	3830.20	▲ 21.90	0.6%	2032625	525	0%	Long Build Up
SUZLON	49.11	▲ 3.07	6.3%	340702775	16235975	5%	Long Build Up
SWIGGY	273.25	▲ 8.25	3.0%	51067900	-237900	0%	Short Covering
TATACONSUM	1096.20	▲ 4.60	0.4%	13470600	15400	0%	Long Build Up

NIFTY & BANKNIFTY OPEN INTEREST ANALYSIS

SYMBOL	NIFTY						
Row Labels	Chg OI	TOTAL OI	CM Price	Change	% Chg OI	Intrepretion	
15-04-2026	-651430	21075470	24237.70	379	-3.0%	Short Covering	
13-04-2026	223860	21726900	23858.70	-242.3	1.0%	Short Build Up	
10-04-2026	-1216995	21503040	24101.00	239.7	-5.4%	Short Covering	
09-04-2026	-280865	22720035	23861.30	-196.5	-1.2%	Long Unwinding	
08-04-2026	-1527955	23000900	24057.80	906.7	-6.2%	Short Covering	
07-04-2026	269230	24528855	23151.10	94.1	1.1%	Long Build Up	
06-04-2026	407160	24259625	23057.00	290.4	1.7%	Long Build Up	
02-04-2026	828490	23852465	22766.60	-33.5	3.6%	Short Build Up	
01-04-2026	-199680	23023975	22800.10	373.9	-0.9%	Short Covering	
30-03-2026	-2046005	23223655	22318.40	-498.2	-8.1%	Long Unwinding	
27-03-2026	2205970	25269660	22816.60	-483.4	9.6%	Short Build Up	
25-03-2026	-241020	23063690	23300.00	371.6	-1.0%	Short Covering	
24-03-2026	17160	23304710	22928.40	413.5	0.1%	Long Build Up	
23-03-2026	778180	23287550	22514.90	-625.6	3.5%	Short Build Up	
20-03-2026	612235	22509370	23140.50	85.7	2.8%	Long Build Up	
19-03-2026	312130	21897135	23054.80	-721.6	1.4%	Short Build Up	
18-03-2026	-336115	21585005	23776.40	159	-1.5%	Short Covering	
17-03-2026	-411775	21921120	23617.40	188.2	-1.8%	Short Covering	
16-03-2026	-1555515	22332895	23429.20	229.9	-6.5%	Short Covering	
13-03-2026	2144285	23888410	23199.30	-529.2	9.9%	Short Build Up	
12-03-2026	351325	21744125	23728.50	-210.6	1.6%	Short Build Up	
11-03-2026	1118975	21392800	23939.10	-454.5	5.5%	Short Build Up	
10-03-2026	26390	20273825	24393.60	271.1	0.1%	Long Build Up	
09-03-2026	1968005	20247435	24122.50	-423.2	10.8%	Short Build Up	
06-03-2026	409555	18279430	24545.70	-308.6	2.3%	Short Build Up	
05-03-2026	-69810	17869475	24854.30	269.6	-0.4%	Short Covering	
04-03-2026	886800	17939285	24584.70	-397.5	5.2%	Short Build Up	
02-03-2026	945945	17053205	24982.20	-356.4	5.9%	Short Build Up	
27-02-2026	2042885	16107260	25338.60	-297.2	14.5%	Short Build Up	
26-02-2026	162435	14064375	25635.80	7	1.2%	Long Build Up	
25-02-2026	-370825	13901940	25628.80	28.5	-2.6%	Short Covering	
24-02-2026	-5532085	14272765	25421.70	-283.5	-27.9%	Long Unwinding	
23-02-2026	1266590	19804850	25705.20	120.5	6.8%	Long Build Up	
20-02-2026	285415	18538260	25584.70	138.7	1.6%	Long Build Up	
19-02-2026	501670	18252845	25446.00	-381.8	2.8%	Short Build Up	
18-02-2026	66105	17751175	25827.80	88.4	0.4%	Long Build Up	

SYMBOL	BANKNIFTY						
Row Labels	Chg OI	TOTAL OI	CM Price	Change	% Chg OI	Intrepretion	
15-04-2026	154350	2628510	56418.80	682	6.2%	Long Build Up	
13-04-2026	-15210	2474160	55736.80	-340.4	-0.6%	Long Unwinding	
10-04-2026	-17010	2489370	56077.20	997.2	-0.7%	Short Covering	
09-04-2026	15600	2506380	55080.00	-848	0.6%	Short Build Up	
08-04-2026	-194340	2490780	55928.00	3055.2	-7.2%	Short Covering	
07-04-2026	-56850	2685120	52872.80	-23.4	-2.1%	Long Unwinding	
06-04-2026	-56400	2741970	52896.20	1077.8	-2.0%	Short Covering	
02-04-2026	85830	2798370	51818.40	33.8	3.2%	Long Build Up	
01-04-2026	-389190	2712540	51784.60	1153.4	-12.5%	Short Covering	
30-03-2026	-160620	3101730	50247.60	-2023.4	-4.9%	Long Unwinding	
27-03-2026	250380	3262350	52271.00	-1459.8	8.3%	Short Build Up	
25-03-2026	-95340	3011970	53730.80	1023.2	-3.1%	Short Covering	
24-03-2026	-195810	3107310	52707.60	1211.6	-5.9%	Short Covering	
23-03-2026	101400	3303120	51496.00	-2058.2	3.2%	Short Build Up	
20-03-2026	20490	3201720	53554.20	-49.6	0.6%	Short Build Up	
19-03-2026	-41970	3181230	53603.80	-1812.4	-1.3%	Long Unwinding	
18-03-2026	29370	3223200	55416.20	421.6	0.9%	Long Build Up	
17-03-2026	-21120	3193830	54994.60	437.8	-0.7%	Short Covering	
16-03-2026	-4410	3214950	54556.80	634	-0.1%	Short Covering	
13-03-2026	147420	3219360	53922.80	-1447	4.8%	Short Build Up	
12-03-2026	-36300	3071940	55369.80	-560	-1.2%	Long Unwinding	
11-03-2026	195210	3108240	55929.80	-1380.8	6.7%	Short Build Up	
10-03-2026	-110670	2913030	57310.60	992	-3.7%	Short Covering	
09-03-2026	207870	3023700	56318.60	-1760.4	7.4%	Short Build Up	
06-03-2026	267510	2815830	58079.00	-1296.2	10.5%	Short Build Up	
05-03-2026	66300	2548320	59375.20	274.8	2.7%	Long Build Up	
04-03-2026	399930	2482020	59100.40	-1113.2	19.2%	Short Build Up	
02-03-2026	167070	2082090	60213.60	-687.4	8.7%	Short Build Up	
27-02-2026	363240	1915020	60901.00	-600	23.4%	Short Build Up	
26-02-2026	4230	1551780	61501.00	133.2	0.3%	Long Build Up	
25-02-2026	118800	1547550	61367.80	-71.4	8.3%	Short Build Up	
24-02-2026	-471630	1428750	61049.80	-188.2	-24.8%	Long Unwinding	
23-02-2026	88530	1900380	61238.00	58.8	4.9%	Long Build Up	
20-02-2026	32910	1811850	61179.20	462.6	1.8%	Long Build Up	
19-02-2026	-140490	1778940	60716.60	-783.8	-7.3%	Long Unwinding	
18-02-2026	151920	1919430	61500.40	387.6	8.6%	Long Build Up	



Zerodha Broking Ltd.: SEBI Registration no.: INZ00031633 | Bharat Mitna Research Analyst Registration no.: NISM-202500169635
 Source: <https://www.nseindia.com/all-reports-derivatives>

B-23, Mahavir Kunj, Near Vidhya Vardhini College of Engineering, Vasai Road West- 401202 | <https://ottzindia.com>

HDFCBANK & KOTAKBANK OPEN INTEREST ANALYSIS

SYMBOL	HDFCBANK						
Row Labels	Chg OI	TOTAL OI	CM Price	Change	% Chg OI	Intrepretion	
15-04-2026	-4623850	333115750	810.65	14.05	-1.4%	Short Covering	
13-04-2026	2647150	337739600	796.60	-15.8	0.8%	Short Build Up	
10-04-2026	-3011250	335092450	812.40	11.3	-0.9%	Short Covering	
09-04-2026	5817350	338103700	801.10	-16.95	1.8%	Short Build Up	
08-04-2026	-16897100	332286350	818.05	44.4	-4.8%	Short Covering	
07-04-2026	-6471300	349183450	773.65	0.2	-1.8%	Short Covering	
06-04-2026	-3793900	35654750	773.45	20.1	-1.1%	Short Covering	
02-04-2026	-4985200	359448650	753.35	5.8	-1.4%	Short Covering	
01-04-2026	6411900	364433850	747.55	11.65	1.8%	Long Build Up	
30-03-2026	5286600	358021950	732.15	-24.15	1.5%	Short Build Up	
27-03-2026	6305750	352735350	756.30	-24.55	1.8%	Short Build Up	
25-03-2026	-6547200	346429600	780.85	15.35	-1.9%	Short Covering	
24-03-2026	-6782600	352976800	765.50	20.5	-1.9%	Short Covering	
23-03-2026	7194000	359759400	745.00	-38.35	2.0%	Short Build Up	
20-03-2026	25677300	352565400	783.35	-16	7.9%	Short Build Up	
19-03-2026	13027850	326888100	799.35	-43.7	4.2%	Short Build Up	
18-03-2026	-2378200	313860250	843.05	-3.15	-0.8%	Long Unwinding	
17-03-2026	-3760350	316238450	846.20	5.4	-1.2%	Short Covering	
16-03-2026	-6815050	319988800	840.80	21.7	-2.1%	Short Covering	
13-03-2026	1596650	326813850	819.10	-16.2	0.5%	Short Build Up	
12-03-2026	-6763350	325217200	835.30	-2.65	-2.0%	Long Unwinding	
11-03-2026	5196950	331980550	837.95	-16.95	1.6%	Short Build Up	
10-03-2026	875050	326783600	854.90	10.35	0.3%	Long Build Up	
09-03-2026	3291200	325908550	844.55	-17.7	1.0%	Short Build Up	
06-03-2026	5386700	322617350	862.25	-19.95	1.7%	Short Build Up	
05-03-2026	1650550	317230650	882.20	8.15	0.5%	Long Build Up	
04-03-2026	9686600	315580100	874.05	-12.1	3.2%	Short Build Up	
02-03-2026	9986900	305893500	886.15	-7.85	3.4%	Short Build Up	
27-02-2026	9820450	295906600	894.00	-11.5	3.1%	Short Build Up	
26-02-2026	10419200	286986150	905.50	-8.95	3.8%	Short Build Up	
25-02-2026	2806100	276566950	914.45	-2.9	1.0%	Short Build Up	
24-02-2026	-10483550	273760850	911.95	-11.95	-3.7%	Long Unwinding	
23-02-2026	2580050	284244400	923.90	10.05	0.9%	Long Build Up	
20-02-2026	4741000	281664350	913.85	-1.95	1.7%	Short Build Up	
19-02-2026	-382250	276923350	915.80	-10.1	-0.1%	Long Unwinding	
18-02-2026	2325950	277305600	925.90	-0.4	0.8%	Short Build Up	

SYMBOL	KOTAKBANK						
Row Labels	Chg OI	TOTAL OI	CM Price	Change	% Chg OI	Intrepretion	
15-04-2026	-2086000	223408000	382.70	9.45	-0.9%	Short Covering	
13-04-2026	8606000	225494000	373.25	-2.9	4.0%	Short Build Up	
10-04-2026	670000	216888000	376.15	3.1	0.3%	Long Build Up	
09-04-2026	140000	216218000	373.05	-7.9	0.1%	Short Build Up	
08-04-2026	-3426000	216078000	380.95	17.2	-1.6%	Short Covering	
07-04-2026	1204000	219504000	363.75	2.25	0.6%	Long Build Up	
06-04-2026	3364000	218300000	361.50	2.55	1.6%	Long Build Up	
02-04-2026	-1314000	214936000	358.95	0.9	-0.6%	Short Covering	
01-04-2026	4394000	216250000	358.05	3.5	2.1%	Long Build Up	
30-03-2026	-10628000	211856000	352.70	-12.2	-4.8%	Long Unwinding	
27-03-2026	-3254000	222484000	364.90	-5.8	-1.4%	Long Unwinding	
25-03-2026	-3762000	225738000	370.70	3.6	-1.6%	Short Covering	
24-03-2026	-4874000	229500000	367.10	10.55	-2.1%	Short Covering	
23-03-2026	8000	234374000	356.55	-10.55	0.0%	Short Build Up	
20-03-2026	1142000	234366000	367.10	-0.8	0.5%	Short Build Up	
19-03-2026	-2484000	233224000	367.90	-7.55	-1.1%	Long Unwinding	
18-03-2026	676000	235708000	375.45	0.9	0.3%	Long Build Up	
17-03-2026	-38000	235032000	374.55	3.65	0.0%	Short Covering	
16-03-2026	1278000	235070000	370.90	3.2	0.5%	Long Build Up	
13-03-2026	7450000	233792000	367.70	-9.05	3.3%	Short Build Up	
12-03-2026	6084000	226342000	376.75	-7.45	2.8%	Short Build Up	
11-03-2026	2380000	220258000	384.20	-9.5	1.1%	Short Build Up	
10-03-2026	4204000	217878000	393.70	5.7	2.0%	Long Build Up	
09-03-2026	3854000	213674000	388.00	-13.45	1.8%	Short Build Up	
06-03-2026	6944000	209820000	401.45	-7.7	3.4%	Short Build Up	
05-03-2026	3394000	202876000	409.15	3.85	1.7%	Long Build Up	
04-03-2026	466000	199482000	405.30	-9	0.2%	Short Build Up	
02-03-2026	4162000	199016000	414.30	-3.3	2.1%	Short Build Up	
27-02-2026	4176000	194854000	417.60	-8.4	2.2%	Short Build Up	
26-02-2026	-1734000	190678000	426.00	-0.8	-0.9%	Long Unwinding	
25-02-2026	1776000	192412000	426.80	-2.65	0.9%	Short Build Up	
24-02-2026	-13374000	190636000	427.60	-2.1	-6.6%	Long Unwinding	
23-02-2026	-404000	204010000	429.70	8.85	-0.2%	Short Covering	
20-02-2026	628000	204414000	420.85	4.45	0.3%	Long Build Up	
19-02-2026	-690000	203786000	416.40	-9.45	-0.3%	Long Unwinding	
18-02-2026	434000	204476000	425.85	1.75	0.2%	Long Build Up	

AXISBANK & ICICIBANK OPEN INTEREST ANALYSIS

SYMBOL	AXISBANK						
Row Labels	Chg OI	TOTAL OI	CM Price	Change	% Chg OI	Intrepretion	
15-04-2026	-2139375	64516875	1355.20	-0.4	-3.2%	Long Unwinding	
13-04-2026	-1283750	66656250	1355.60	2.9	-1.9%	Short Covering	
10-04-2026	-950000	67940000	1352.70	29.5	-1.4%	Short Covering	
09-04-2026	-19375	68890000	1323.20	-12.4	0.0%	Long Unwinding	
08-04-2026	-1227500	68909375	1335.60	83.7	-1.8%	Short Covering	
07-04-2026	-571250	70136875	1251.90	3.9	-0.8%	Short Covering	
06-04-2026	-295000	70708125	1248.00	46.3	-0.4%	Short Covering	
02-04-2026	205625	71003125	1201.70	0.9	0.3%	Long Build Up	
01-04-2026	881250	70797500	1200.80	33.3	1.3%	Long Build Up	
30-03-2026	-3199375	69916250	1163.40	-40.8	-4.4%	Long Unwinding	
27-03-2026	-1853125	73115625	1204.20	-17.9	-2.5%	Long Unwinding	
25-03-2026	226250	74968750	1222.10	29.9	0.3%	Long Build Up	
24-03-2026	148750	74742500	1192.20	21.2	0.2%	Long Build Up	
23-03-2026	1089375	74593750	1171.00	-34.8	1.5%	Short Build Up	
20-03-2026	1971875	73504375	1205.80	-4.3	2.8%	Short Build Up	
19-03-2026	1508125	71532500	1210.10	-42.3	2.2%	Short Build Up	
18-03-2026	-937500	70024375	1252.40	24.2	-1.3%	Short Covering	
17-03-2026	399375	70961875	1228.20	12.6	0.6%	Long Build Up	
16-03-2026	-591875	70562500	1215.60	14.4	-0.8%	Short Covering	
13-03-2026	2948750	71154375	1201.20	-38.2	4.3%	Short Build Up	
12-03-2026	1460000	68205625	1239.40	-20.9	2.2%	Short Build Up	
11-03-2026	36875	66745625	1260.30	-60.9	0.5%	Short Build Up	
10-03-2026	523750	66418750	1321.20	28.2	0.8%	Long Build Up	
09-03-2026	333750	65895000	1293.00	-28.1	0.5%	Short Build Up	
06-03-2026	2108125	65561250	1321.10	-35	3.3%	Short Build Up	
05-03-2026	905000	63453125	1356.10	2.3	1.4%	Long Build Up	
04-03-2026	1402500	62548125	1353.80	-22.8	2.3%	Short Build Up	
02-03-2026	1131875	61145625	1376.60	-14.8	1.9%	Short Build Up	
27-02-2026	792500	60013750	1391.40	-9.7	1.3%	Short Build Up	
26-02-2026	-1077500	59221250	1401.10	-6.6	-1.8%	Long Unwinding	
25-02-2026	-281875	60298750	1407.70	14.7	-0.5%	Short Covering	
24-02-2026	-5902500	60580625	1384.20	1.4	-8.9%	Short Covering	
23-02-2026	2327500	66483125	1382.80	14.3	3.6%	Long Build Up	
20-02-2026	260000	64155625	1368.50	14.2	0.4%	Long Build Up	
19-02-2026	-2252500	63895625	1354.30	-21	-3.4%	Long Unwinding	
18-02-2026	968125	66148125	1375.30	19.5	1.5%	Long Build Up	

SYMBOL	ICICIBANK						
Row Labels	Chg OI	TOTAL OI	CM Price	Change	% Chg OI	Intrepretion	
15-04-2026	1062600	112044800	1348.20	-3.1	1.0%	Short Build Up	
13-04-2026	-6628300	110982200	1351.30	27	-5.8%	Short Covering	
10-04-2026	-907900	117610500	1324.30	37.4	-0.8%	Short Covering	
09-04-2026	-116900	118518400	1286.90	-27.6	-0.1%	Long Unwinding	
08-04-2026	-4210500	118635300	1314.50	64.3	-3.4%	Short Covering	
07-04-2026	-4540600	122845800	1250.20	13.4	-3.5%	Short Covering	
06-04-2026	649600	127296400	1236.80	17.5	0.5%	Long Build Up	
02-04-2026	-2435300	126646800	1219.30	-0.8	-1.9%	Long Unwinding	
01-04-2026	1637300	129082100	1220.10	8.3	1.3%	Long Build Up	
30-03-2026	-6092800	127444800	1207.80	-25.3	-4.6%	Long Unwinding	
27-03-2026	-1435700	133537600	1233.10	-26	-1.1%	Long Unwinding	
25-03-2026	-142800	134973300	1259.10	9.6	-0.1%	Short Covering	
24-03-2026	-795200	135116100	1249.50	27.1	-0.6%	Short Covering	
23-03-2026	-325500	135911300	1222.40	-25.8	-0.2%	Long Unwinding	
20-03-2026	2564800	136236800	1248.20	-5.3	1.9%	Short Build Up	
19-03-2026	795900	133672000	1253.50	-37.3	0.6%	Short Build Up	
18-03-2026	1020600	132876100	1290.80	1.1	0.8%	Long Build Up	
17-03-2026	-1169700	131855500	1289.70	15.8	-0.9%	Short Covering	
16-03-2026	-412300	133025200	1273.90	18.6	-0.3%	Short Covering	
13-03-2026	2258900	133437500	1255.30	-16.3	1.7%	Short Build Up	
12-03-2026	3332700	131178600	1271.60	-24.6	2.6%	Short Build Up	
11-03-2026	815500	127845900	1296.20	-19	0.6%	Short Build Up	
10-03-2026	1138200	127030400	1315.20	31.5	0.9%	Long Build Up	
09-03-2026	1311800	125892200	1283.70	-35.4	1.1%	Short Build Up	
06-03-2026	7956900	124580400	1319.10	-42.2	6.8%	Short Build Up	
05-03-2026	2212000	116623500	1361.30	-8.2	1.9%	Short Build Up	
04-03-2026	1784300	114411500	1369.50	-10.2	1.6%	Short Build Up	
02-03-2026	2280600	112627200	1379.70	-7.2	2.1%	Short Build Up	
27-02-2026	5506200	110346600	1386.90	-25.9	5.3%	Short Build Up	
26-02-2026	2585100	104840400	1412.80	5.3	2.5%	Long Build Up	
25-02-2026	-575400	102255300	1407.50	12.8	-0.6%	Short Covering	
24-02-2026	-14585900	102830700	1388.30	-11.6	-12.4%	Long Unwinding	
23-02-2026	-49000	117416600	1399.90	4.4	0.0%	Short Covering	
20-02-2026	453600	117465600	1395.50	6.1	0.4%	Long Build Up	
19-02-2026	-839300	117012000	1389.40	-17.8	-0.7%	Long Unwinding	
18-02-2026	-573300	117851300	1407.20	0	-0.5%	Long Unwinding	

SBIN & BAJFINANCE OPEN INTEREST ANALYSIS

SYMBOL	SBIN						
Row Labels	Chg OI	TOTAL OI	CM Price	Change	% Chg OI	Intrepretion	
15-04-2026	-1166250	77557500	1074.10	10.25	-1.5%	Short Covering	
13-04-2026	-2699250	78723750	1063.85	-4.6	-3.3%	Long Unwinding	
10-04-2026	-778500	81423000	1068.45	22.75	-0.9%	Short Covering	
09-04-2026	2339250	82201500	1045.70	-21.5	2.9%	Short Build Up	
08-04-2026	1867500	79862250	1067.20	34.25	2.4%	Long Build Up	
07-04-2026	-91500	77994750	1032.95	-5.15	-0.1%	Long Unwinding	
06-04-2026	1210500	78086250	1038.10	16.75	1.6%	Long Build Up	
02-04-2026	-2623500	76875750	1021.35	0.8	-3.3%	Short Covering	
01-04-2026	-1380750	79499250	1020.55	36.25	-1.7%	Short Covering	
30-03-2026	-5660250	80880000	980.00	-38.7	-6.5%	Long Unwinding	
27-03-2026	1748250	86540250	1018.70	-40.9	2.1%	Short Build Up	
25-03-2026	-1385250	84792000	1059.60	26.6	-1.6%	Short Covering	
24-03-2026	5470500	86177250	1033.00	2.8	6.8%	Long Build Up	
23-03-2026	760500	80706750	1030.20	-29.5	1.0%	Short Build Up	
20-03-2026	642750	79946250	1059.70	10.6	0.8%	Long Build Up	
19-03-2026	-615750	79303500	1049.10	-22.4	-0.8%	Long Unwinding	
18-03-2026	501000	79919250	1071.50	5.7	0.6%	Long Build Up	
17-03-2026	-112500	79418250	1065.80	-1.4	-0.1%	Long Unwinding	
16-03-2026	668250	79530750	1067.20	17.6	0.8%	Long Build Up	
13-03-2026	3367500	78862500	1049.60	-39.3	4.5%	Short Build Up	
12-03-2026	2782500	75495000	1088.90	-4.3	3.8%	Short Build Up	
11-03-2026	-136500	72712500	1093.20	-24.4	-0.2%	Long Unwinding	
10-03-2026	2262000	72849000	1117.60	13.9	3.2%	Long Build Up	
09-03-2026	5463750	70587000	1103.70	-42.8	8.4%	Short Build Up	
06-03-2026	4381500	65123250	1146.50	-28	7.2%	Short Build Up	
05-03-2026	3138750	60741750	1174.50	-5.3	5.4%	Short Build Up	
04-03-2026	1993500	57603000	1179.80	-16.2	3.6%	Short Build Up	
02-03-2026	1443000	55609500	1196.00	-12.3	2.7%	Short Build Up	
27-02-2026	1345500	54166500	1208.30	-8.9	2.5%	Short Build Up	
26-02-2026	399000	52821000	1217.20	9.7	0.8%	Long Build Up	
25-02-2026	-735000	52422000	1207.50	-23.5	-1.4%	Long Unwinding	
24-02-2026	-18423000	53157000	1223.90	-3.3	-25.7%	Long Unwinding	
23-02-2026	494250	71580000	1227.20	13.2	0.7%	Long Build Up	
20-02-2026	-760500	71085750	1214.00	10	-1.1%	Short Covering	
19-02-2026	-1528500	71846250	1204.00	-10.6	-2.1%	Long Unwinding	
18-02-2026	990750	73374750	1214.60	5.8	1.4%	Long Build Up	

SYMBOL	BAJFINANCE						
Row Labels	Chg OI	TOTAL OI	CM Price	Change	% Chg OI	Intrepretion	
15-04-2026	-84750	70730250	914.85	12.55	-0.1%	Short Covering	
13-04-2026	-540000	70815000	902.30	-22.65	-0.8%	Long Unwinding	
10-04-2026	-609000	71355000	924.95	20.7	-0.8%	Short Covering	
09-04-2026	552000	71964000	904.25	-12.35	0.8%	Short Build Up	
08-04-2026	-1197000	71412000	916.60	59.65	-1.6%	Short Covering	
07-04-2026	1355250	72609000	856.95	4.45	1.9%	Long Build Up	
06-04-2026	-714000	71253750	852.50	22.5	-1.0%	Short Covering	
02-04-2026	-640500	71967750	830.00	7.8	-0.9%	Short Covering	
01-04-2026	588000	72608250	822.20	17.7	0.8%	Long Build Up	
30-03-2026	-3691500	72020250	800.30	-42.55	-4.9%	Long Unwinding	
27-03-2026	2007000	75711750	842.85	-37.2	2.7%	Short Build Up	
25-03-2026	-2947500	73704750	880.05	32.05	-3.8%	Short Covering	
24-03-2026	-3366000	76652250	848.00	37.1	-4.2%	Short Covering	
23-03-2026	374250	80018250	810.90	-18.65	0.5%	Short Build Up	
20-03-2026	1090500	79644000	829.55	-3.65	1.4%	Short Build Up	
19-03-2026	90000	78553500	833.20	-48.9	0.1%	Short Build Up	
18-03-2026	1987500	78463500	882.10	11.7	2.6%	Long Build Up	
17-03-2026	325500	76476000	870.40	-7.75	0.4%	Short Build Up	
16-03-2026	-1612500	76150500	878.15	22.5	-2.1%	Short Covering	
13-03-2026	-440250	77763000	855.65	-10.95	-0.6%	Long Unwinding	
12-03-2026	2217000	78203250	866.60	-27.5	2.9%	Short Build Up	
11-03-2026	-185250	75986250	894.10	-49.85	-0.2%	Long Unwinding	
10-03-2026	-885000	76171500	943.95	2.9	-1.1%	Short Covering	
09-03-2026	135000	77056500	941.05	-10.2	0.2%	Short Build Up	
06-03-2026	-621000	76921500	951.25	-12.9	-0.8%	Long Unwinding	
05-03-2026	-1377750	77542500	964.15	14.55	-1.7%	Short Covering	
04-03-2026	878250	78920250	949.60	-31.1	1.1%	Short Build Up	
02-03-2026	-217500	78042000	980.70	-20.55	-0.3%	Long Unwinding	
27-02-2026	-59250	78259500	1001.25	-17.8	-0.1%	Long Unwinding	
26-02-2026	-339750	78318750	1019.05	-8	-0.4%	Long Unwinding	
25-02-2026	159750	78658500	1027.05	-0.05	0.2%	Short Build Up	
24-02-2026	-7549500	78498750	1020.45	-7.2	-8.8%	Long Unwinding	
23-02-2026	5281500	86048250	1027.65	0.55	6.5%	Long Build Up	
20-02-2026	980250	80766750	1027.10	13.9	1.2%	Long Build Up	
19-02-2026	-1354500	79786500	1013.20	-9.1	-1.7%	Long Unwinding	
18-02-2026	-648750	81141000	1022.30	9.35	-0.8%	Short Covering	

TCS & INFY OPEN INTEREST ANALYSIS

SYMBOL	TCS						
Row Labels	Chg OI	TOTAL OI	CM Price	Diff	% Chg OI	Intrepretion	
15-04-2026	-323575	35099750	2535.70	75.90	-0.9%	Short Covering	
13-04-2026	605150	35423325	2459.80	-52.60	1.7%	Short Build Up	
10-04-2026	2948925	34818175	2512.40	-75.60	9.3%	Short Build Up	
09-04-2026	-533575	31869250	2588.00	24.60	-1.6%	Short Covering	
08-04-2026	534800	32402825	2563.40	19.80	1.7%	Long Build Up	
07-04-2026	-508725	31868025	2543.60	62.70	-1.6%	Short Covering	
06-04-2026	47950	32376750	2480.90	16.80	0.1%	Long Build Up	
02-04-2026	658875	32328800	2464.10	44.80	2.1%	Long Build Up	
01-04-2026	-2535225	31669925	2419.30	60.50	-7.4%	Short Covering	
30-03-2026	-4138750	34205150	2358.80	-33.70	-10.8%	Long Unwinding	
27-03-2026	431375	38343900	2392.50	6.90	1.1%	Long Build Up	
25-03-2026	2087925	37912525	2385.60	-18.60	5.8%	Short Build Up	
24-03-2026	204225	35824600	2404.20	18.00	0.6%	Long Build Up	
23-03-2026	1067850	35620375	2386.20	-2.60	3.1%	Short Build Up	
20-03-2026	1056125	34552525	2388.80	33.70	3.2%	Long Build Up	
19-03-2026	645050	33496400	2355.10	-85.00	2.0%	Short Build Up	
18-03-2026	67200	32851350	2440.10	46.40	0.2%	Long Build Up	
17-03-2026	356825	32784150	2393.70	-16.40	1.1%	Short Build Up	
16-03-2026	13475	32427325	2410.10	-2.00	0.0%	Short Build Up	
13-03-2026	529375	32413850	2412.10	-40.90	1.7%	Short Build Up	
12-03-2026	270725	31884475	2453.00	-17.30	0.9%	Short Build Up	
11-03-2026	383950	31613750	2470.30	-54.40	1.2%	Short Build Up	
10-03-2026	849100	31229800	2524.70	-14.80	2.8%	Short Build Up	
09-03-2026	611975	30380700	2539.50	-28.90	2.1%	Short Build Up	
06-03-2026	1635900	29768725	2568.40	-21.10	5.8%	Short Build Up	
05-03-2026	120225	28132825	2589.50	-7.50	0.4%	Short Build Up	
04-03-2026	311675	28012600	2597.00	-20.30	1.1%	Short Build Up	
02-03-2026	-292075	27700925	2617.30	-24.30	-1.0%	Long Unwinding	
27-02-2026	262325	27993000	2641.60	-13.20	0.9%	Short Build Up	
26-02-2026	378700	27730675	2654.80	16.50	1.4%	Long Build Up	
25-02-2026	-23975	27351975	2638.30	65.60	-0.1%	Short Covering	
24-02-2026	-1632400	27375950	2572.70	-99.10	-5.6%	Long Unwinding	
23-02-2026	151725	29008350	2671.80	-17.10	0.5%	Short Build Up	
20-02-2026	-1456875	28856625	2688.90	13.00	-4.8%	Short Covering	
19-02-2026	-1315300	30313500	2675.90	-17.50	-4.2%	Long Unwinding	
18-02-2026	1134175	31628800	2693.40	-25.30	3.7%	Short Build Up	

SYMBOL	INFY						
Row Labels	Chg OI	TOTAL OI	CM Price	Diff	% Chg OI	Intrepretion	
15-04-2026	-182000	84587600	1305.50	28.90	-0.2%	Short Covering	
13-04-2026	3974800	84769600	1276.60	-15.90	4.9%	Short Build Up	
10-04-2026	3929600	80794800	1292.50	-40.00	5.1%	Short Build Up	
09-04-2026	-362400	76865200	1332.50	-11.50	-0.5%	Long Unwinding	
08-04-2026	3485600	77227600	1344.00	7.50	4.7%	Long Build Up	
07-04-2026	-1427600	73742000	1336.50	31.30	-1.9%	Short Covering	
06-04-2026	-894400	75169600	1305.20	13.10	-1.2%	Short Covering	
02-04-2026	1526000	76064000	1292.10	17.00	2.0%	Long Build Up	
01-04-2026	-4000400	74538000	1275.10	21.90	-5.1%	Short Covering	
30-03-2026	-7292800	78538400	1253.20	-19.00	-8.5%	Long Unwinding	
27-03-2026	2388000	85831200	1272.20	-3.50	2.9%	Short Build Up	
25-03-2026	-1302400	83443200	1275.70	5.70	-1.5%	Short Covering	
24-03-2026	2329600	84745600	1270.00	22.60	2.8%	Long Build Up	
23-03-2026	2997600	82416000	1247.40	0.60	3.8%	Long Build Up	
20-03-2026	2544000	79418400	1246.80	27.90	3.3%	Long Build Up	
19-03-2026	366400	76874400	1218.90	-44.10	0.5%	Short Build Up	
18-03-2026	483600	76508000	1263.00	30.00	0.6%	Long Build Up	
17-03-2026	-808000	76024400	1233.00	-16.60	-1.1%	Long Unwinding	
16-03-2026	-810800	76832400	1249.60	-2.90	-1.0%	Long Unwinding	
13-03-2026	-620000	77643200	1252.50	-17.70	-0.8%	Long Unwinding	
12-03-2026	-600800	78263200	1270.20	-8.10	-0.8%	Long Unwinding	
11-03-2026	-614000	78864000	1278.30	-22.90	-0.8%	Long Unwinding	
10-03-2026	103200	79478000	1301.20	-15.70	0.1%	Short Build Up	
09-03-2026	-175200	79374800	1316.90	4.70	-0.2%	Short Covering	
06-03-2026	-1822800	79550000	1312.20	2.90	-2.2%	Short Covering	
05-03-2026	-732800	81372800	1309.30	-2.40	-0.9%	Long Unwinding	
04-03-2026	-3310400	82105600	1311.70	19.30	-3.9%	Short Covering	
02-03-2026	-1961600	85416000	1292.40	-14.70	-2.2%	Long Unwinding	
27-02-2026	-2893200	87377600	1307.10	12.30	-3.2%	Short Covering	
26-02-2026	1036000	90270800	1294.80	4.60	1.2%	Long Build Up	
25-02-2026	5406400	89234800	1290.20	13.80	6.4%	Long Build Up	
24-02-2026	-4227600	83828400	1276.40	-50.20	-4.8%	Long Unwinding	
23-02-2026	-81200	88056000	1326.60	-23.50	-0.1%	Long Unwinding	
20-02-2026	3786400	88137200	1350.10	-18.20	4.5%	Short Build Up	
19-02-2026	-2206000	84350800	1368.30	-1.30	-2.5%	Long Unwinding	
18-02-2026	3022800	86556800	1369.60	-20.00	3.6%	Short Build Up	

RELIANCE & LT OPEN INTEREST ANALYSIS

SYMBOL	RELIANCE						
Row Labels	Chg OI	TOTAL OI	CM Price	Change	% Chg OI	Intrepretion	
15-04-2026	405000	94357000	1345.10	26.4	0.4%	Long Build Up	
13-04-2026	1508000	93952000	1318.70	-36.3	1.6%	Short Build Up	
10-04-2026	-1094500	92444000	1355.00	19.3	-1.2%	Short Covering	
09-04-2026	1655000	93538500	1335.70	-15.3	1.8%	Short Build Up	
08-04-2026	48500	91883500	1351.00	42.1	0.1%	Long Build Up	
07-04-2026	-1490000	91835000	1308.90	-3.2	-1.6%	Long Unwinding	
06-04-2026	3886000	93325000	1312.10	-44.9	4.3%	Short Build Up	
02-04-2026	-143500	89439000	1357.00	-16.6	-0.2%	Long Unwinding	
01-04-2026	-666500	89582500	1373.60	24.3	-0.7%	Short Covering	
30-03-2026	-8255000	90249000	1342.50	-5.3	-8.4%	Long Unwinding	
27-03-2026	214500	98504000	1347.80	-64.4	0.2%	Short Build Up	
25-03-2026	2878500	98289500	1412.20	1.9	3.0%	Long Build Up	
24-03-2026	-1368500	95411000	1410.30	4.6	-1.4%	Short Covering	
23-03-2026	-1633500	96779500	1405.70	-8.9	-1.7%	Long Unwinding	
20-03-2026	1658500	98413000	1414.60	26	1.7%	Long Build Up	
19-03-2026	-2380000	96754500	1388.60	-18.5	-2.4%	Long Unwinding	
18-03-2026	-1161000	99134500	1407.10	7.9	-1.2%	Short Covering	
17-03-2026	-567500	100295500	1399.20	3.7	-0.6%	Short Covering	
16-03-2026	-3475000	100863000	1395.50	13.9	-3.3%	Short Covering	
13-03-2026	-1131500	104338000	1381.60	-15.4	-1.1%	Long Unwinding	
12-03-2026	1142000	105469500	1397.00	5.8	1.1%	Long Build Up	
11-03-2026	166500	104327500	1391.20	-22.9	0.2%	Short Build Up	
10-03-2026	-1213500	104161000	1414.10	-12.4	-1.2%	Long Unwinding	
09-03-2026	-1855500	105374500	1426.50	19.1	-1.7%	Short Covering	
06-03-2026	-4160500	107230000	1407.40	14.4	-3.7%	Short Covering	
05-03-2026	-1024500	111390500	1393.00	43.5	-0.9%	Short Covering	
04-03-2026	1097000	112415000	1349.50	-15.4	1.0%	Short Build Up	
02-03-2026	2308500	111318000	1364.90	-36.5	2.1%	Short Build Up	
27-02-2026	707500	109009500	1401.40	-11.6	0.7%	Short Build Up	
26-02-2026	-644500	108302000	1413.00	8.8	-0.6%	Short Covering	
25-02-2026	1085500	108946500	1404.20	-31.7	1.0%	Short Build Up	
24-02-2026	-2953000	107861000	1425.40	0	-2.7%	Long Unwinding	
23-02-2026	2501000	110814000	1425.40	4.8	2.3%	Long Build Up	
20-02-2026	16000	108313000	1420.60	13.1	0.0%	Long Build Up	
19-02-2026	-763000	108297000	1407.50	-32.4	-0.7%	Long Unwinding	
18-02-2026	1013000	109060000	1439.90	15.5	0.9%	Long Build Up	

SYMBOL	LT						
Row Labels	Chg OI	TOTAL OI	CM Price	Change	% Chg OI	Intrepretion	
15-04-2026	-513450	14967400	4077.10	121.8	-3.3%	Short Covering	
13-04-2026	89425	15480850	3955.30	-10.4	0.6%	Short Build Up	
10-04-2026	-311500	15391425	3965.70	58.5	-2.0%	Short Covering	
09-04-2026	487550	15702925	3907.20	-106	3.2%	Short Build Up	
08-04-2026	-392700	15215375	4013.20	285.1	-2.5%	Short Covering	
07-04-2026	-172900	15608075	3728.10	-7.1	-1.1%	Long Unwinding	
06-04-2026	-151200	15780975	3735.20	114.8	-0.9%	Short Covering	
02-04-2026	-262500	15932175	3620.40	-8.4	-1.6%	Long Unwinding	
01-04-2026	-63700	16194675	3628.80	113.8	-0.4%	Short Covering	
30-03-2026	-781900	16258375	3498.90	-53.1	-4.6%	Long Unwinding	
27-03-2026	-856100	17040275	3552.00	-90.4	-4.8%	Long Unwinding	
25-03-2026	386575	17896375	3642.40	131.2	2.2%	Long Build Up	
24-03-2026	-1118600	17509800	3511.20	170.8	-6.0%	Short Covering	
23-03-2026	764400	18628400	3340.40	-100	4.3%	Short Build Up	
20-03-2026	599025	17864000	3440.40	1.6	3.5%	Long Build Up	
19-03-2026	-143500	17264975	3438.80	-167.5	-0.8%	Long Unwinding	
18-03-2026	-451500	17408475	3606.30	58.8	-2.5%	Short Covering	
17-03-2026	-124775	17859975	3547.50	69.5	-0.7%	Short Covering	
16-03-2026	1112125	17984750	3478.00	28.6	6.6%	Long Build Up	
13-03-2026	2276400	16872625	3449.40	-281.5	15.6%	Short Build Up	
12-03-2026	641725	14596225	3730.90	-112.3	4.6%	Short Build Up	
11-03-2026	-39025	13954500	3843.20	-50.6	-0.3%	Long Unwinding	
10-03-2026	76475	13993525	3893.80	37.2	0.5%	Long Build Up	
09-03-2026	240975	13917050	3856.60	-94	1.8%	Short Build Up	
06-03-2026	88200	13676075	3950.60	-89.3	0.6%	Short Build Up	
05-03-2026	-119350	13587875	4039.90	151.1	-0.9%	Short Covering	
04-03-2026	203000	13707225	3888.80	-185.5	1.5%	Short Build Up	
02-03-2026	480200	13504225	4074.30	-222.2	3.7%	Short Build Up	
27-02-2026	-289800	13024025	4296.50	-12.2	-2.2%	Long Unwinding	
26-02-2026	-109025	13313825	4308.70	-1.7	-0.8%	Long Unwinding	
25-02-2026	14700	13422850	4310.40	22	0.1%	Long Build Up	
24-02-2026	-4488225	13408150	4258.40	-141.8	-25.1%	Long Unwinding	
23-02-2026	826000	17896375	4400.20	33.1	4.8%	Long Build Up	
20-02-2026	1611575	17070375	4367.10	96.6	10.4%	Long Build Up	
19-02-2026	641200	15458800	4270.50	-43	4.3%	Short Build Up	
18-02-2026	-90125	14817600	4313.50	40.1	-0.6%	Short Covering	

Disclaimer:

Thank You!

This report is solely made for Learning purpose only.

The information provided in this report is for informational purposes only. It is not intended to be, nor should it be construed as, financial advice. We do not make any warranties regarding the completeness, reliability, or accuracy of this information. All investments involve risk, and past performance does not guarantee future results. We recommend consulting a financial advisor before making any investment decisions.

Please do your own Analysis before taking any action. The above view is shared in this group is just for educational purpose. By no means shall be responsible for any losses amounting out of it incase if any trades on it. We do not charge for any advisory or tips provided in this group nor do we have any paid groups

Please contact your financial advisor before taking position in market