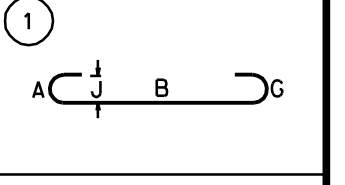
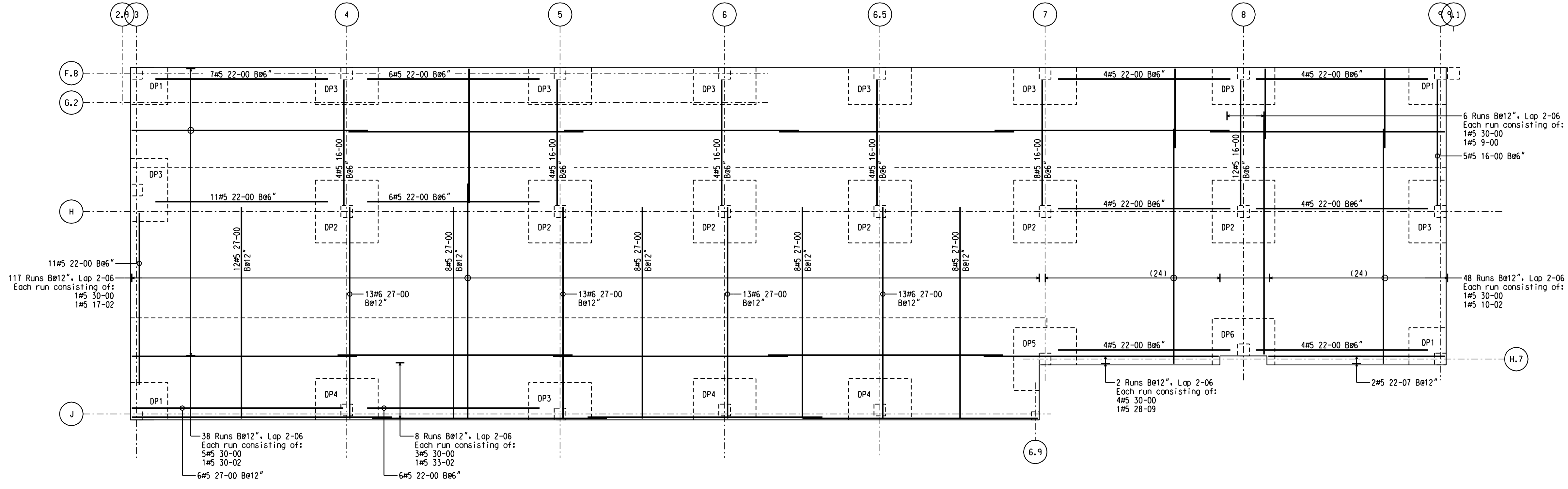


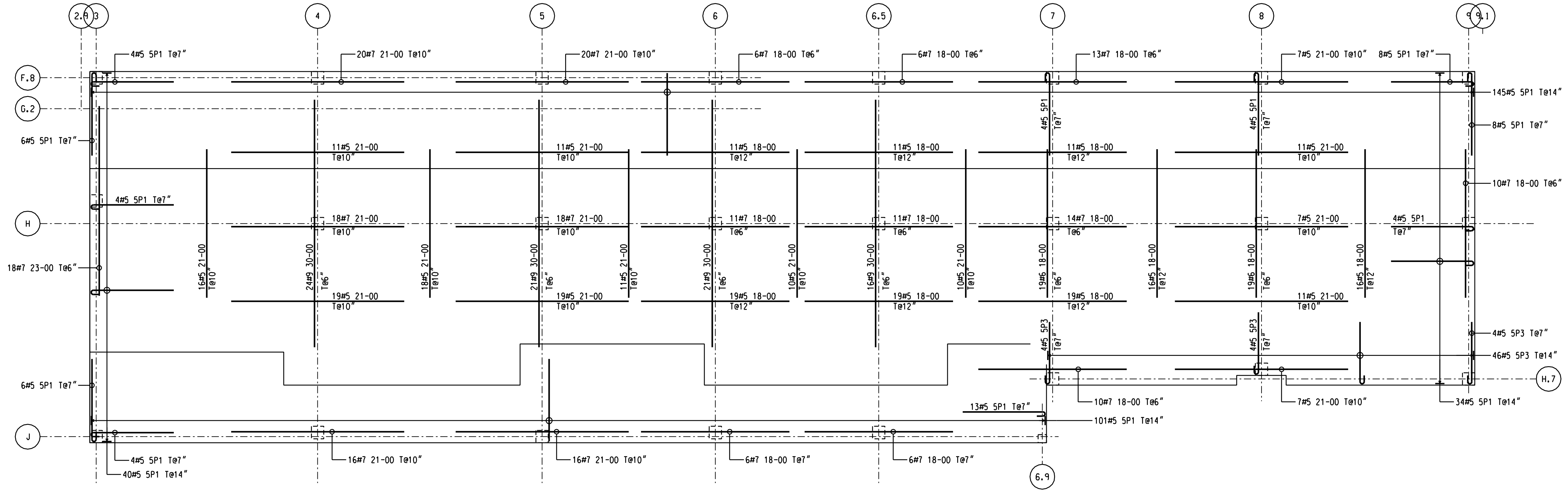
SIZE	EP	BAR MARK	BND V TYP	CO	BENDING DIMENSIONS													
					A	B	C	D	E	F/R	G	H	J	K	O			
5		5P1		1	0-07	10-00												
5		5P3		1	0-07	7-06												



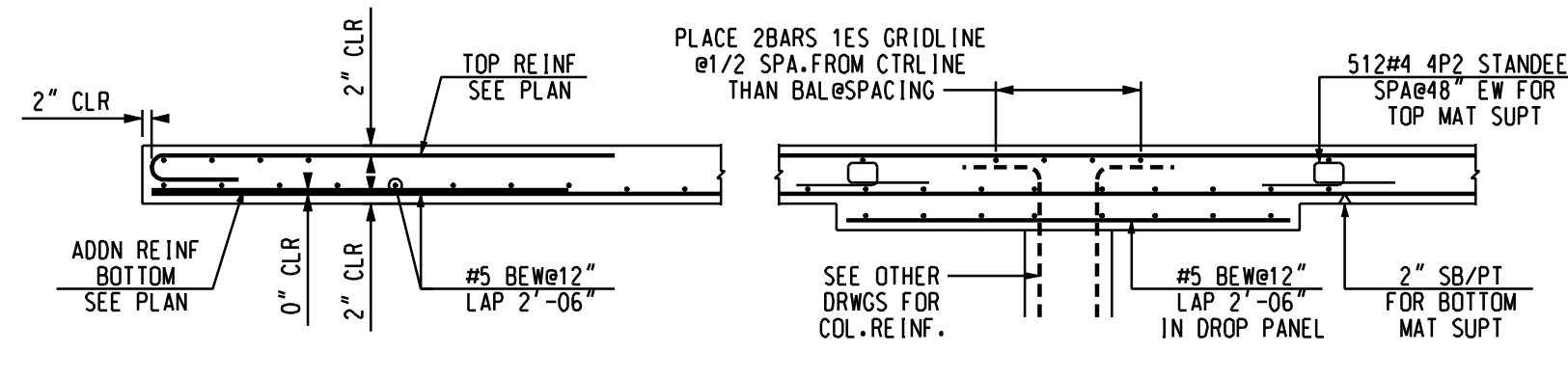
DROP PANEL SCHEDULE			
MARK	NO. REOD	SIZE	REINFORCING
DP1	4	4.75 x 4.75	12#5 4-05 6BE#12"
DP2	6	8.00 x 8.00	18#5 7-08 9BE#12"
DP3	9	4.75 x 8.00	6#5 7-08 BL#12" 9#5 4-05 BS#12"
DP4	3	5.25 x 8.00	6#5 7-08 BL#12" 9#5 4-11 BS#12"
DP5	1	8.00 x 8.00	6#5 7-08 Be12" 4#5 2-11 N-5 5#5 4-05 Be12" 4#5 7-08 E-W
DP6	1	8.00 x 8.00	6#5 7-08 Be12" 2x2#5 0-08 E-W 1#5 5-07 Be12" 7#5 4-05 N-5 1#5 5-07



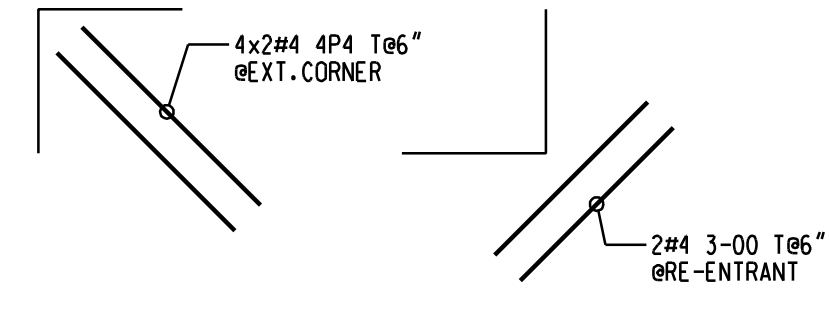
PARTIAL PLAN - LEVEL 3 PODIUM SLAB BOTTOM REINFORCING



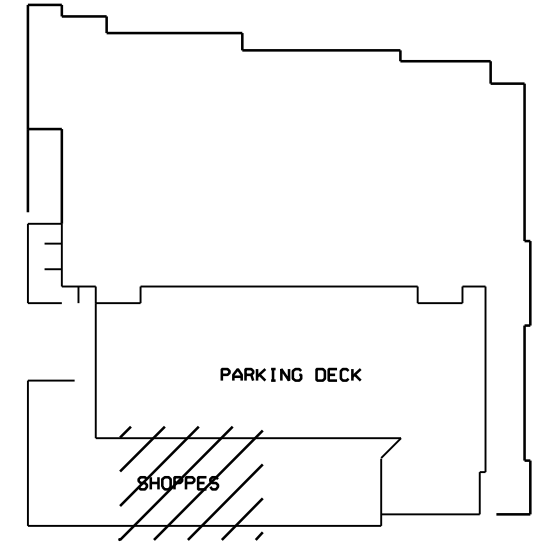
PARTIAL PLAN - LEVEL 3 PODIUM SLAB TOP REINFORCING



SECTION X



CORNER DETAIL



KEY PLAN

REFERENCE DWGS. - S3.1, S3.2, S3.3, S3.4, S3.5

REINFORCING BARS  
ASTM A615 GRADE 60  
UNLESS NOTED  
LAP ALL CONTINUOUS BARS AS NOTED

*3 -	*6 -	*9 -
*4 -	*7 -	*10 -
*5 -	*8 -	*11 -

LEGEND:  
IF INSIDE FACE D DOWEL  
OF OUTSIDE FACE V VERTICAL  
NF NEAR FACE H HORIZONTAL  
FF FAR FACE B/BOT BOTTOM  
EF EACH FACE T TOP  
EW EACH WAY SB SUPPORT BARS

NOTICE  
SHORTAGES, IMPROPER FABRICATION OR CLAIMS FOR ANY OTHER REASON MUST BE REPORTED TO THIS COMPANY WITHIN A PERIOD OF 10 DAYS OF DELIVERY. THIS COMPANY RESERVES THE RIGHT TO FIELD INSPECT PRIOR TO REPLACEMENT OR RECONDITIONING OF NONCONFORMING MATERIAL, AND WILL NOT HONOR CHARGES FOR WORK DONE IN THE FIELD WITHOUT SPECIFIC AUTHORIZATION FROM THIS COMPANY.

REINFORCING STEEL PLACING DRAWINGS ONLY USE IN CONJUNCTION WITH CONTRACT DRAWINGS & SPECIFICATIONS. ELEVATIONS & DIMENSIONS SHOWN ON THIS DRAWING ARE FOR DETAILING PURPOSES ONLY AND SHOULD NOT BE USED FOR CONSTRUCTION UNLESS VERIFIED BY ENGINEER OR CONTRACTOR.

