

Waterford Stables Open Schooling show

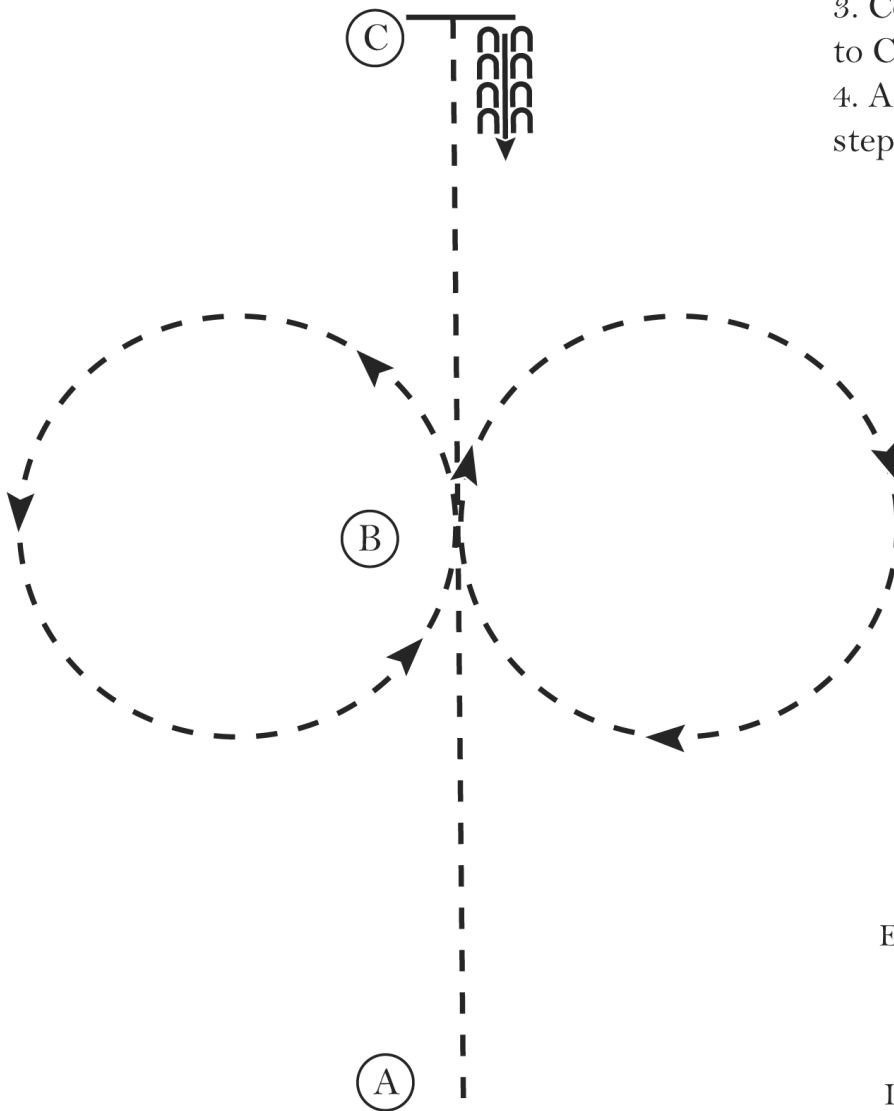
All WJ Western Horsemanship (Classes 39, 41, 43, 45)

Show Date: 03-14-2020

w w w . H o r s e S h o w P a t t e r n s . c o m

w w w . H o r s e S h o w P a t t e r n s . c o m

1. Jog A to B
2. At B perform a figure eight, beginning to the right
3. Continue the jog from B to C
4. At C stop and back 4 steps



- Walk|
- Jog - - - - -|
- Extended Jog - - - - -|
- Lope _____|
- Leg Yield |||||
- Lead Change /
- Back ←←←←←
- Marker (B)
- Sidepass ←←←←←

[WH/WT-5]

Pattern Provided by:
Julie Steinmetz-Usoff

Waterford Stables Open Schooling show

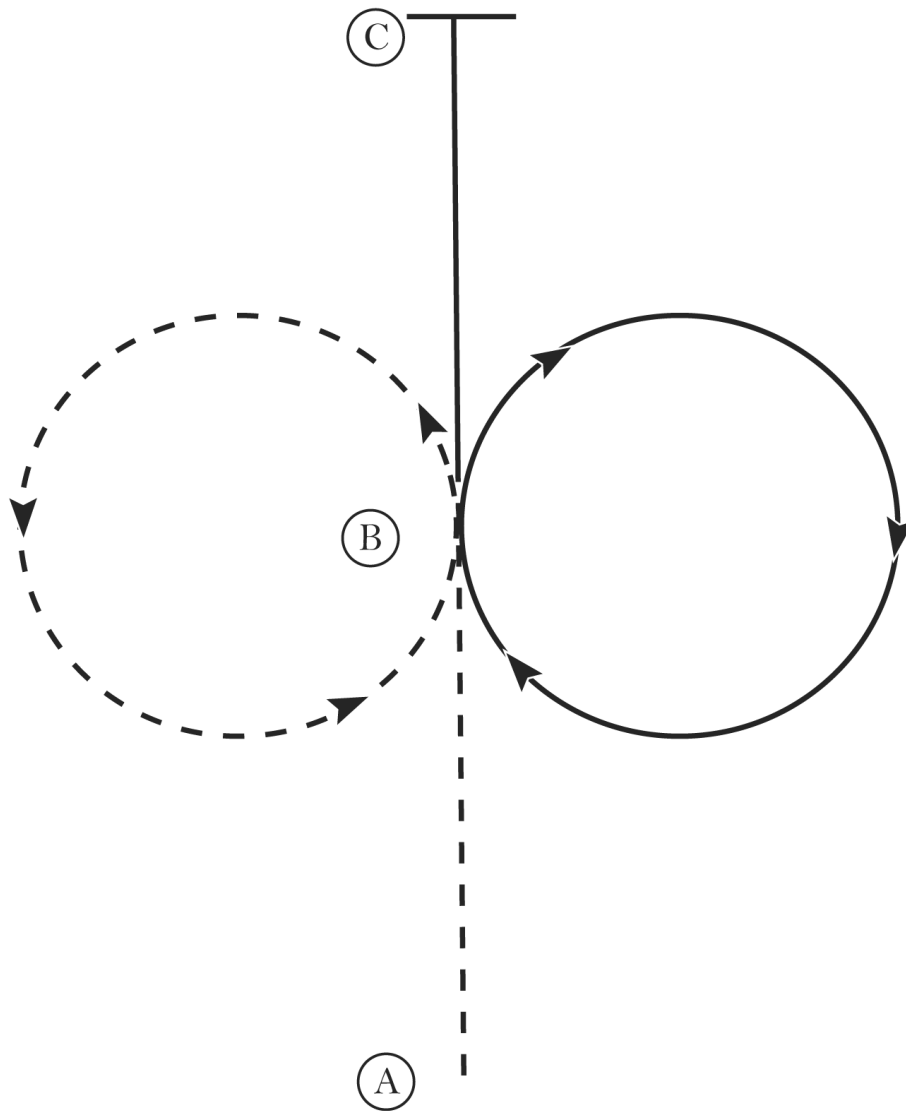
All WJL Western Horsemanship (Classes 47, 49, 51, 53)

Show Date: 03-14-2020

www.HorseShowPatterns.com

www.HorseShowPatterns.com

1. Jog A to B
2. At B jog a circle to the left
3. At B lope a circle to the right on the right lead
4. Continue the lope to C
5. At C stop



Walk
Jog	-----
Extended Jog	- - - - -
Lope	—————
Leg Yield	
Lead Change	↘
Back	←←←←← ←←←←←
Marker	(B)
Sidepass	←-----←

[WH/1-9]

Pattern Provided by:
Julie Steinmetz-Usoff

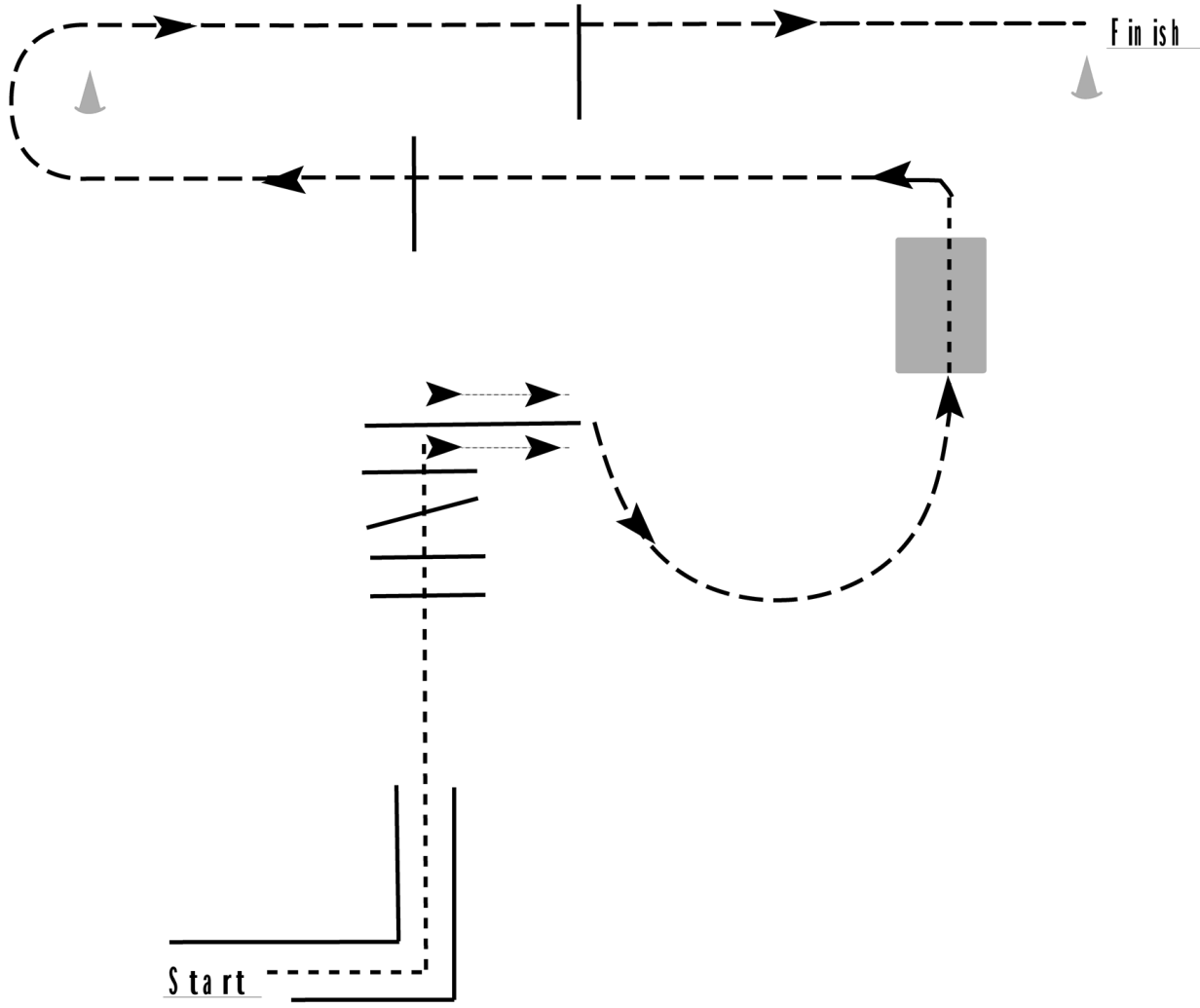
Waterford Stables Open Schooling show

In Hand Trail & Walk Jog Trail (Class 27, 28)

Show Date: 03-14-2020

www.HorseShowPatterns.com

www.HorseShowPatterns.com



1. Walk thru L
2. Walk over logs.
3. Sidepass final log to the right.
4. Jog to bridge.
5. Walk over bridge.
6. Jog over pole, around cone, and over pole to finish.

Walk	-----
Jog	- - - - -
Extended Jog	- - - - -
Lope	_____
Leg Yield	
Lead Change	— / —
Back	← ← ← ← ←
Marker	Ⓚ
Sidepass	← — — — — →

[T/WT-26]

Pattern Provided by:
Julie Steinmetz-Usoff

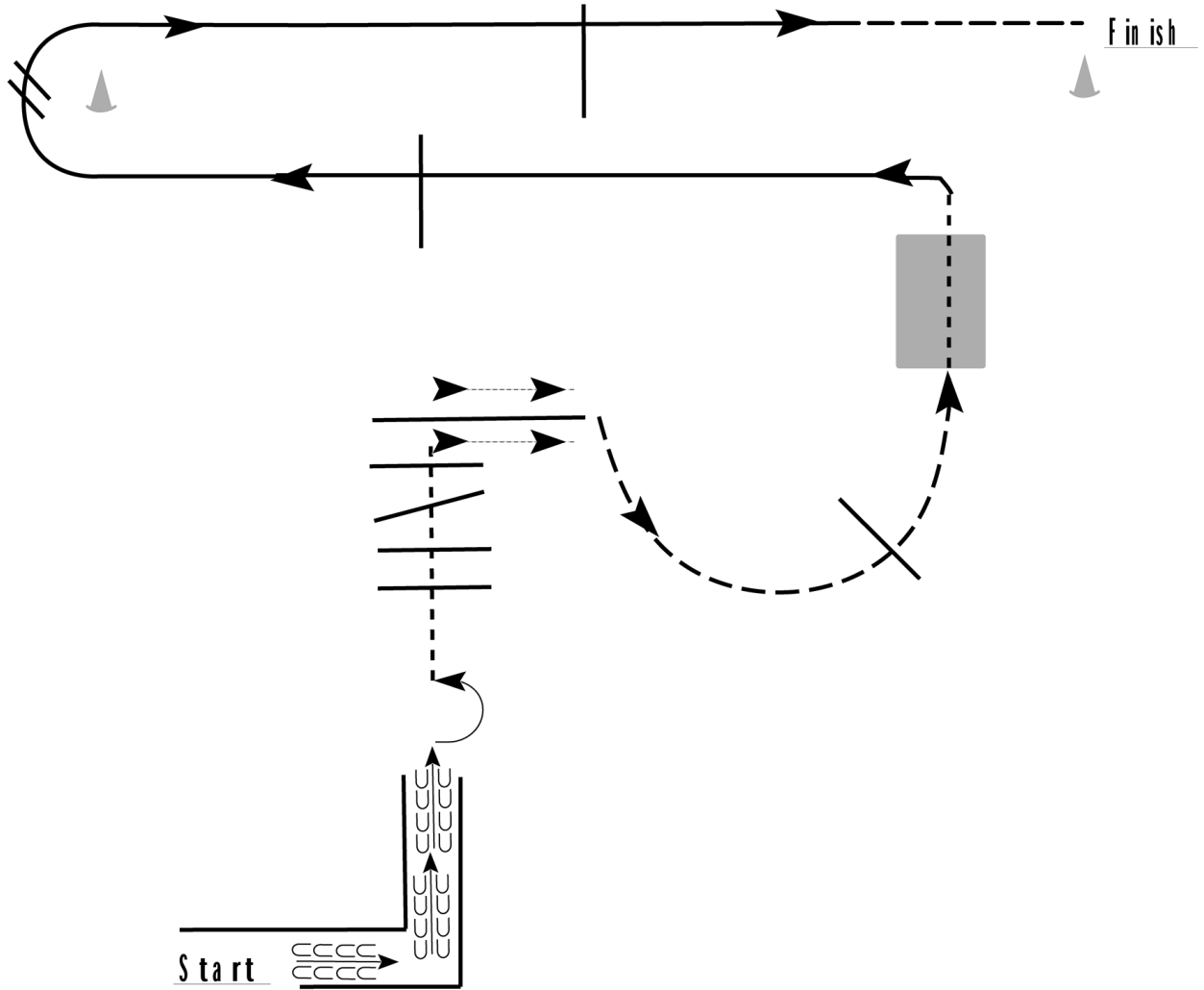
Waterford Stables Open Schooling show

WTC English/Western Trail (Class 29)

Show Date: 03-14-2020

www.HorseShowPatterns.com

www.HorseShowPatterns.com



1. Back thru L
2. Do a 180 degree turn to left and walk over logs.
3. Sidepass final log to the right.
4. Jog over pole and to bridge.
5. Walk over bridge.
6. Lope on left lead over pole.
7. At cone, perform a simple lead change.
8. Lope on right lead over pole and jog to finish.

Walk	-----
Jog	-----
Extended Jog	-----
Lope	_____
Leg Yield	
Lead Change	↘
Back	← ←
Marker	Ⓚ
Sidepass	←-----→

[T/1-26]

Pattern Provided by:
Julie Steinmetz-Usoff

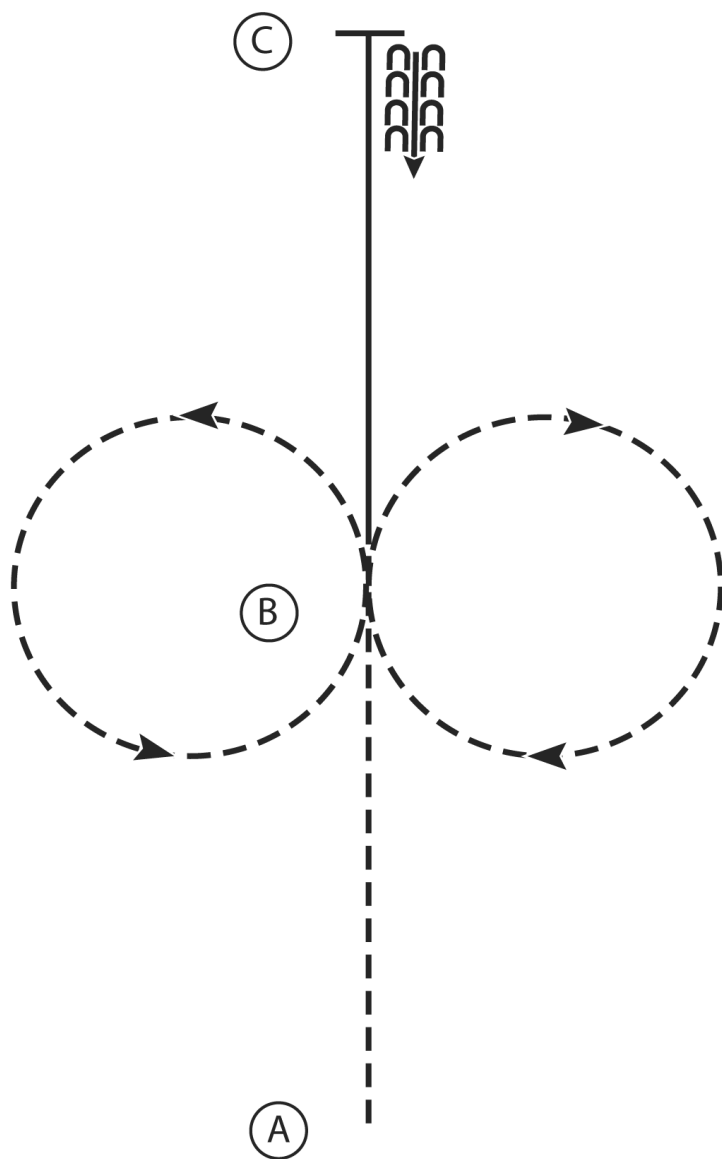
Waterford Stables Open Schooling show

All WTC Huntseat Equitation (Classes 18, 20, 22, 24)

Show Date: 03-14-2020

www.HorseShowPatterns.com

www.HorseShowPatterns.com



1. Sitting trot A to B
2. At B posting trot circle to the right
3. At B posting trot circle to the left
4. At B canter on the left lead to C
5. At C stop and back 4 steps

Walk
Trot	- - - - -
Extended Trot	- - - - -
Canter	—————
Leg Yield	
Lead Change	↙ ↘
Back	← C C C C
Marker	⊙ (B)
Sidepass	← - - - - - →

[HSE/1-6]

Pattern Provided by:
Julie Steinmetz-Usoff

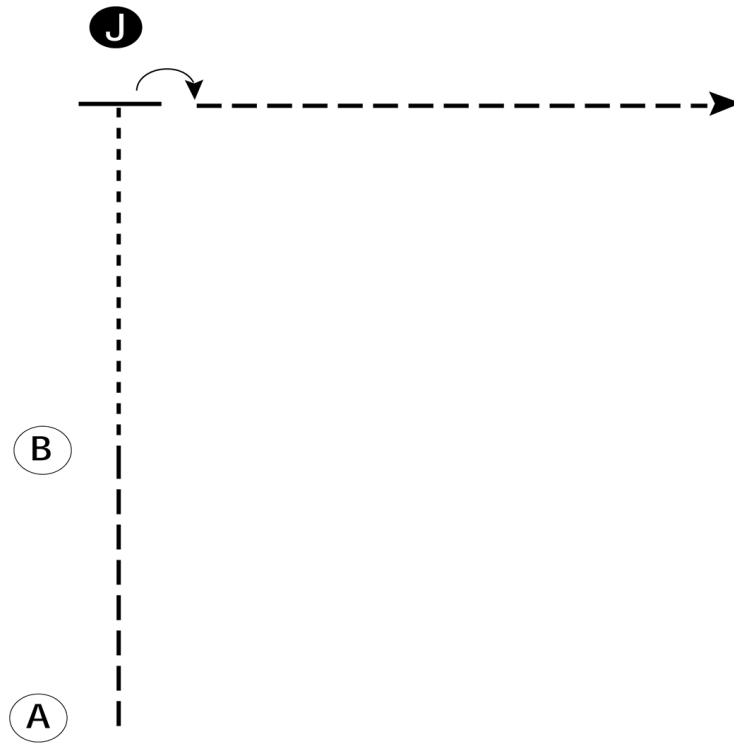
Waterford Stables Open Schooling show

All Showmanship (Classes 5, 6, 7, 8)

Show Date: 03-14-2020

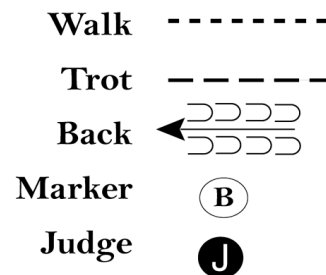
w w w . H o r s e S h o w P a t t e r n s . c o m

w w w . H o r s e S h o w P a t t e r n s . c o m



Be ready at A.

1. Trot from A to B.
2. Walk from B to the judge.
3. Stop and set up for inspection.
4. When dismissed, turn 90 degrees.
5. Trot away from judge and follow the instructions of your ring steward.



[S/WT-10]

Pattern Provided by:
Julie Steinmetz-Usoff

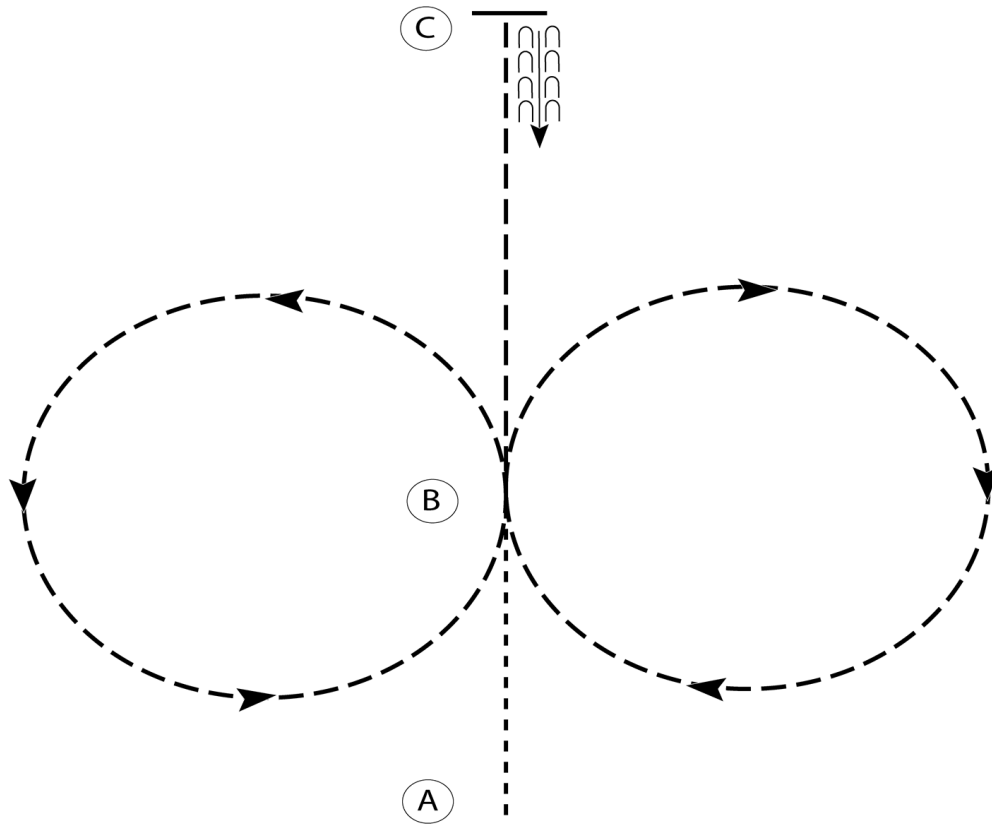
Waterford Stables Open Schooling show

All WT Huntseat Equitation (Classes 10, 12, 14, 16)

Show Date: 03-14-2020

www.HorseShowPatterns.com

www.HorseShowPatterns.com



1. Walk A to B.
2. At B posting trot a circle to the right on the proper diagonal.
3. At B posting trot a circle to the left on the proper diagonal.
4. At B sitting trot to C.
5. At C stop and back approximately one horse length.

Walk	-----
Trot	- - - - -
Extended Trot	— — — — —
Canter	—————
Leg Yield	
Lead Change	↙ ↘
Back	← ← ← ← ←
Marker	(B)
Sidepass	← — — — — →
Hand Gallop	— — — — —

[HSE/WT-5]

Pattern Provided by:
Julie Steinmetz-Usoff