

# DACA BUTTERFLY DREAMERS AND THEIR FAMILIES SUPPORT NETWORK

## How to Renew Your DACA online Step- by- Step

### Where to Renew WWW.USCIS.GOV/DACA

**Important:** Gather your previous DACA Application for reference and documents required to renew

ONCE ON THE USCIS PAGE CLICK

File Online

CREATE AN ACCOUNT OR LOG IN

 U.S. Citizenship and Immigration Services

SUPPORT • CONNECTION • HOPE

### Sign In


Email \*

Password \*


[Forgot your Password?](#) [Show Password](#)

One account for all of your USCIS needs.  
[Create an account.](#)

[Didn't receive confirmation instructions?](#)



# ONCE LOGGED IN IT WILL TAKE YOU TO THIS PAGE YOU CAN READ IF YOU WANT AND CLICK **NEXT** AT THE BOTTOM RIGHT



## I-821D, Consideration Of Deferred Action For Childhood Arrivals (DACA)

Use this form to request consideration of Renewal of Deferred Action for Childhood Arrivals (DACA). Deferred action is a discretionary determination to defer removal action of an individual as an act of prosecutorial discretion.

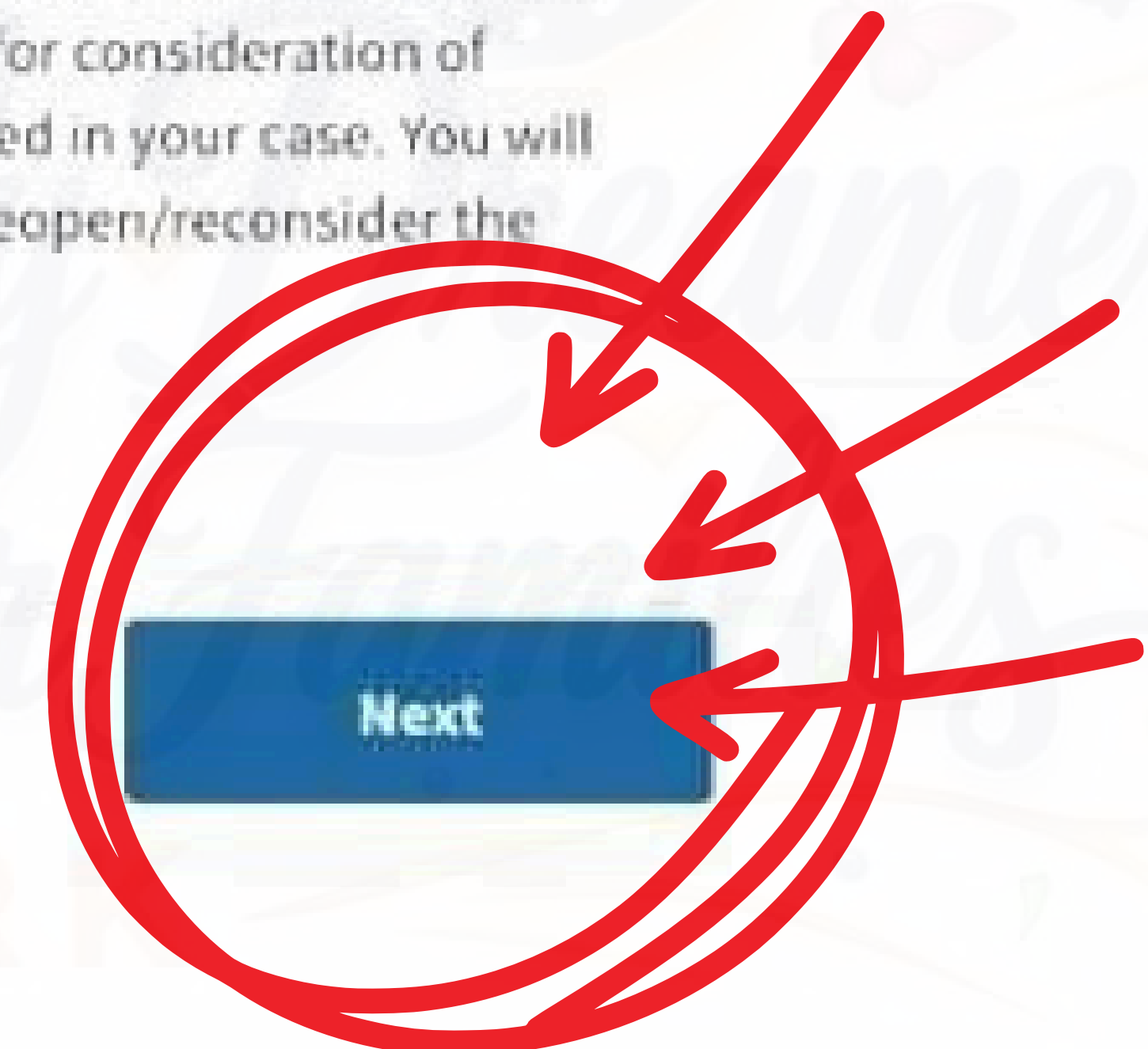
Anyone who receives deferred action will not be placed into removal proceedings or removed from the United States for a specified period of time, unless the Department of Homeland Security (DHS) chooses to terminate the deferral. See 8 CFR Part 236, Subpart C; see also [www.uscis.gov/DACA](http://www.uscis.gov/DACA). USCIS considers deferring action (including renewal of deferred action) on a case-by-case basis.

Individuals requesting DACA must file Form I-765, Application for Employment Authorization, and Form I-765WS, Form I-765 Worksheet, at the same time.



### Receive your decision

We will review your request to determine whether the exercise of prosecutorial discretion is appropriate in your case. Each case will be considered on an individual, case-by-case basis. Even if you satisfy the threshold criteria for consideration of DACA, we may determine that deferred action is not warranted in your case. You will be notified of the decision in writing. There is no motion to reopen/reconsider the decision and there is no right to appeal.



# NEXT PAGE TALKS ABOUT FILING ONLINE AND HOW IT'S THE SAME AS FILING BY MAIL. YOU CAN READ AND CLICK START

## Completing Your Form Online

### Filing online

Submitting your request online is the same as mailing in a completed paper form. They both gather the same information.

### Complete the Getting Started section first

You should answer all questions in the Getting Started section first so we can best customize the rest of your online form experience.

### Provide as many responses as you can

We encourage you to provide complete responses. Incomplete fields or sections of

### Security Reminder

If you do not work on your application for more than 30 days, we will delete your data in order to prevent storing personal information indefinitely.

Back

Start

# THE APPLICATION STARTS WITH THIS QUESTION

Are you currently in immigration detention?

You are still considered to be in removal proceedings if your proceedings have been administratively closed.

- I am not in immigration detention.
- I am in immigration detention.



**IF, you answer (I am)  
STOP Seek Legal  
HELP**

I am requesting:


- Renewal Request - Consideration of Deferred Action for Childhood Arrivals

**This the only option  
for filing a Renewal**

For this Renewal request, my most recent period of Deferred Action for Childhood Arrivals expires:

12/31/2002

**If you did AP, it does not affect you**



I have been continuously residing in the United States since at least June 15, 2007, up to the present time.

- Yes
- No

**IF, you answered  
NO seek Legal  
Advice**

Back

Next

If someone else is assisting you **STOP** here and refer further questions to them



Since you are filing on your own this answer will always be **NO**

Is someone assisting you with completing this request?

- Yes
- No



Back

Next



What is your current legal name?

Your current legal name is the name on your birth certificate, unless it changed after birth by a legal action such as marriage or court order. Do not provide any nicknames here.


Given name (first name)

Example

Middle name

Family name (last name)

One



If you get Married, Divorced, Change Names, Update it Here and Provide proper documentation to prove the name change


Have you used any other names since birth?

Other names used may include nicknames, aliases, and maiden names.

- Yes
- No



[Back](#)



[Next](#)

Have you used any other names since birth?

Other names used may include nicknames, aliases, and maiden names.

- Yes
- No

**If you selected YES Add Any other names Used, If you got Married, Divorced, Change Names**

Provide the other names you have used.

Given name (first name)

Middle name

Example

Family name (last name)

Two

How may we contact you?

Daytime telephone number

123-4567

Provide a 10-digit phone number.

Mobile telephone number (if any)

This is the same as my daytime telephone number.

Provide a 10-digit phone number.

Email address

Example: user@domain.com

What is your current U.S. mailing address?

We will use your current mailing address to contact you throughout the application process. We may not be able to contact you if you do not provide a complete and valid address. Please provide a U.S. address only.

In care of name (if any)

Address line 1

Street number and name

Address line 2

Apartment, suite, unit, or floor

City or town

Washington

State

District Of ...

ZIP code

20001

**Make sure to put correct Phone Number and Email for USCIS to contact you**




**Make this is the Correct/ Current Mailing Address where you want to receive your notifications**

What is your date of birth?

**You must provide a response.**

**Enter Date Of Birth  
01/01/1995**



What is your city, town, or village of birth?

**Refer to your  
Prevoius Renewal  
to answer here, **if**  
**unsure****




What is your country of birth?

What is your gender?

- Male
- Female

**Select What Applies  
to You**



What is your current marital status?


- Single
- Married
- Divorced
- Widowed

# Select What Applies to You

## What is your ethnicity?

Hispanic or Latino refers to a person of Cuban, Mexican, Puerto Rican, South or Central American, or other Spanish culture or origin, regardless of race.

- Hispanic or Latino
- Not Hispanic or Latino



## What is your race?

Select all that apply. Your race is different from your ethnicity and should reflect your geographical origins.

- White [?](#)
- Asian [?](#)
- Black or African American [?](#)
- American Indian or Alaska Native [?](#)


## What is your height?

Feet	Inches
<input type="text" value="6"/>	<input type="text" value="0"/>
<input type="text" value="5"/>	<input type="text" value="1"/>
<input type="text" value="4"/>	<input type="text" value="2"/>


## What is your weight?

**Pounds**

Provide a weight between 30 and 699 pounds.



Select What Applies to You



What is the color of your eyes?

Brown

What is the color of your hair?

Brown

Back

Next

What is your current country of residence?

United States

This is Your Physical Address, if the Same as Mailing just Type Here Too



Where in the United States do you live?

Address line 1

123 main st

Street number and name

Address line 2

Apartment, suite, unit, or floor

City or town

Washington

State

District Of ...

ZIP code

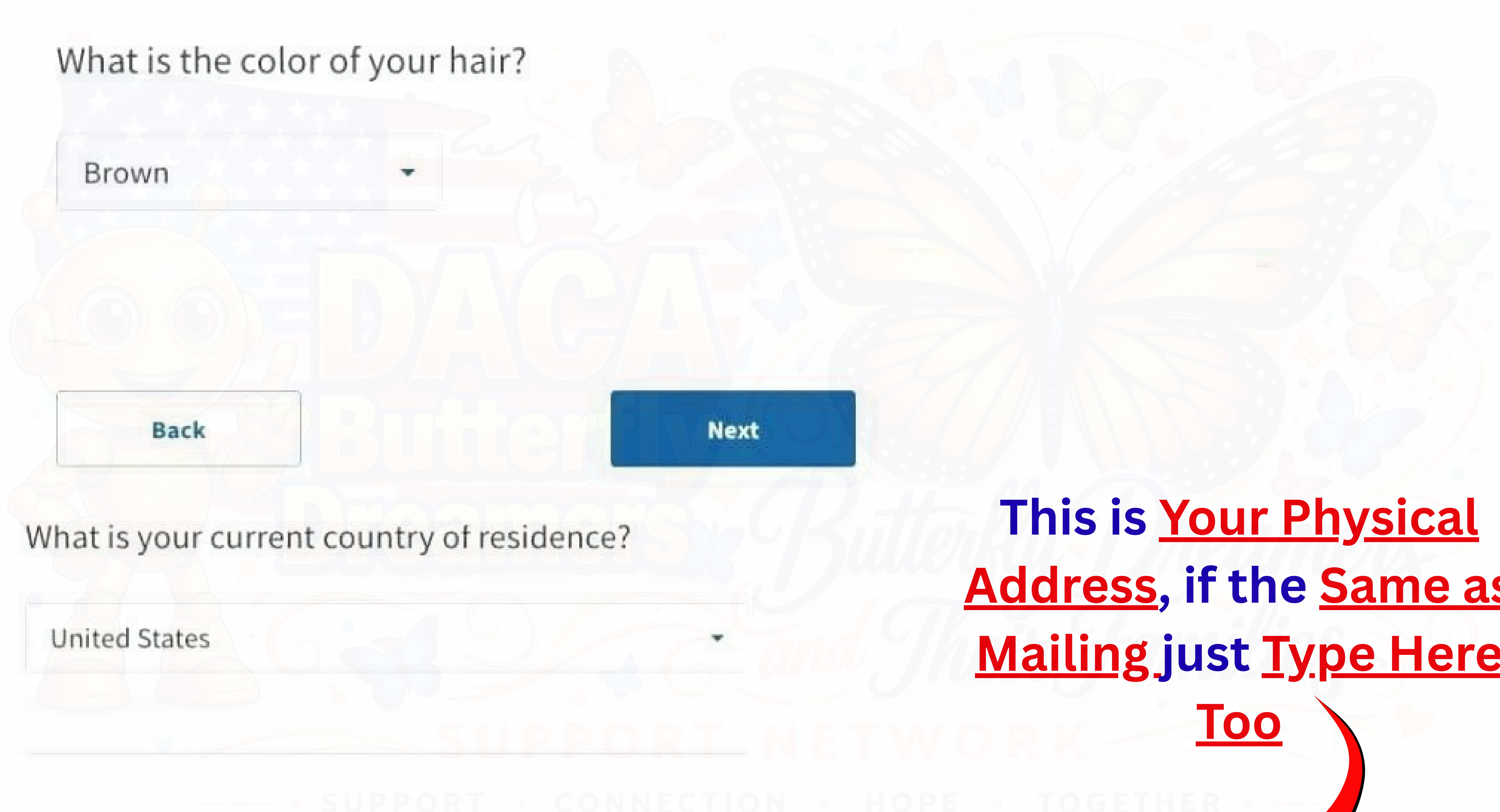
20001

When did you move here?

01/01/2000

Back

Next



If you Moved since Your Last Renewal enter Your Previous Address Here



Where else have you lived?

**For initial requestors or renewal requestors who were initially granted DACA by ICE:** List any other addresses where you lived since the date of your initial entry into the United States.

**For renewal requestors:** List any other addresses where you lived since you submitted your last Form I-821D that was approved.

+ Add address

List your absences from the United States (if any).

**For initial requestors or renewal requestors who were initially granted DACA by ICE:** List all of your absences from the United States since June 15, 2007.

**For renewal requestors:** List only your absences from the United States since you submitted your last Form I-821D that was approved.

+ Add absence

Date you left

01/01/2024


Date you returned

02/02/2024

Reason for absence

Advance parole

If you Traveled with AP this is where you add Your Advance Parole Infoamtion Found in Your I-94, add all your Entries (if Applies).



**IF, you answered YES  
STOP seek Legal HELP**



Have you left the United States without advance parole on or after August 15, 2012?

- Yes  
 No

What is your country of citizenship or nationality?

Mexico

**IF, You have Never had a  
Passport Leave Blank**



What is the passport number of your most recently issued passport?

G0111111

**It is OKAY if your  
Passport EXPIRED you  
can still Add the  
Information or Leave  
Blank**

What country issued your most recent passport?

Mexico


What is the expiration date of your most recent passport?

01/01/2030



What is your Border Crossing Card number (if any)?

**IF, you answered YES  
STOP seek Legal HELP**



Are you now or have you ever been in removal proceedings, or do you have a removal order issued in any other context (for example, at the border or within the United States by an immigration agent)?

The term "removal proceedings" includes exclusion or deportation proceedings initiated before April 1, 1997; an Immigration and Nationality Act (INA) section 240 removal proceeding; expedited removal; reinstatement of a final order of exclusion, deportation, or removal; an INA section 217 removal after admission under the Visa Waiver Program; or removal as a criminal alien under INA section 238.

- Yes
- No



**Refer to Previous  
renewal, also on your  
EAD card AKA  
USCIS#**



What is your A-Number?


Provide a 7, 8, or 9-digit number. If the A-Number is fewer than 9 digits, the system will automatically add zero(s) after the "A" and before the first digit so there is a total of 9 digits, for example: A-001234567.

What is your U.S. Social Security number?

I do not have or know my U.S. Social Security number.

Provide a 9-digit Social Security number.

**ENTER YOUR SS#**



# Answer to the best of your Knowledge

Have you ever been arrested for, charged with, or convicted of a felony or misdemeanor, including incidents handled in juvenile court, in the United States?

Do not include minor traffic violations unless they were alcohol-related or drug-related.

- Yes
- No

Have you ever been arrested for, charged with, or convicted of any crime in a country other than the United States?

- Yes
- No

Have you ever engaged in, ordered, incited, assisted, or otherwise participated in killing any person?

- Yes
- No



Have you ever engaged in, ordered, incited, assisted, or otherwise participated in severely injuring any person?

- Yes
- No

Have you ever engaged in, do you continue to engage in, or do you plan to engage in terrorist activities?

- Yes
- No

Have you ever engaged in, ordered, incited, assisted, or otherwise participated in acts involving torture, genocide, or human trafficking?

- Yes
- No

Have you ever engaged in, ordered, incited, assisted, or otherwise participated in any kind of sexual contact or relations with any person who was being forced or threatened?

- Yes
- No

Back

Next

If you answered **YES** to any of the **Questions** above **STOP** and seek **Legal HELP**

# Answer to the best of your Knowledge

Are you now or have you ever been a member of a gang?

Yes

No

Have you ever recruited, enlisted, conscripted, or used any person to serve in or help an armed force or group while such person was under the age of 15?

Yes

No

Have you ever recruited, enlisted, conscripted, or used any person to serve in or help an armed force or group while such person was under the age of 15?

Yes

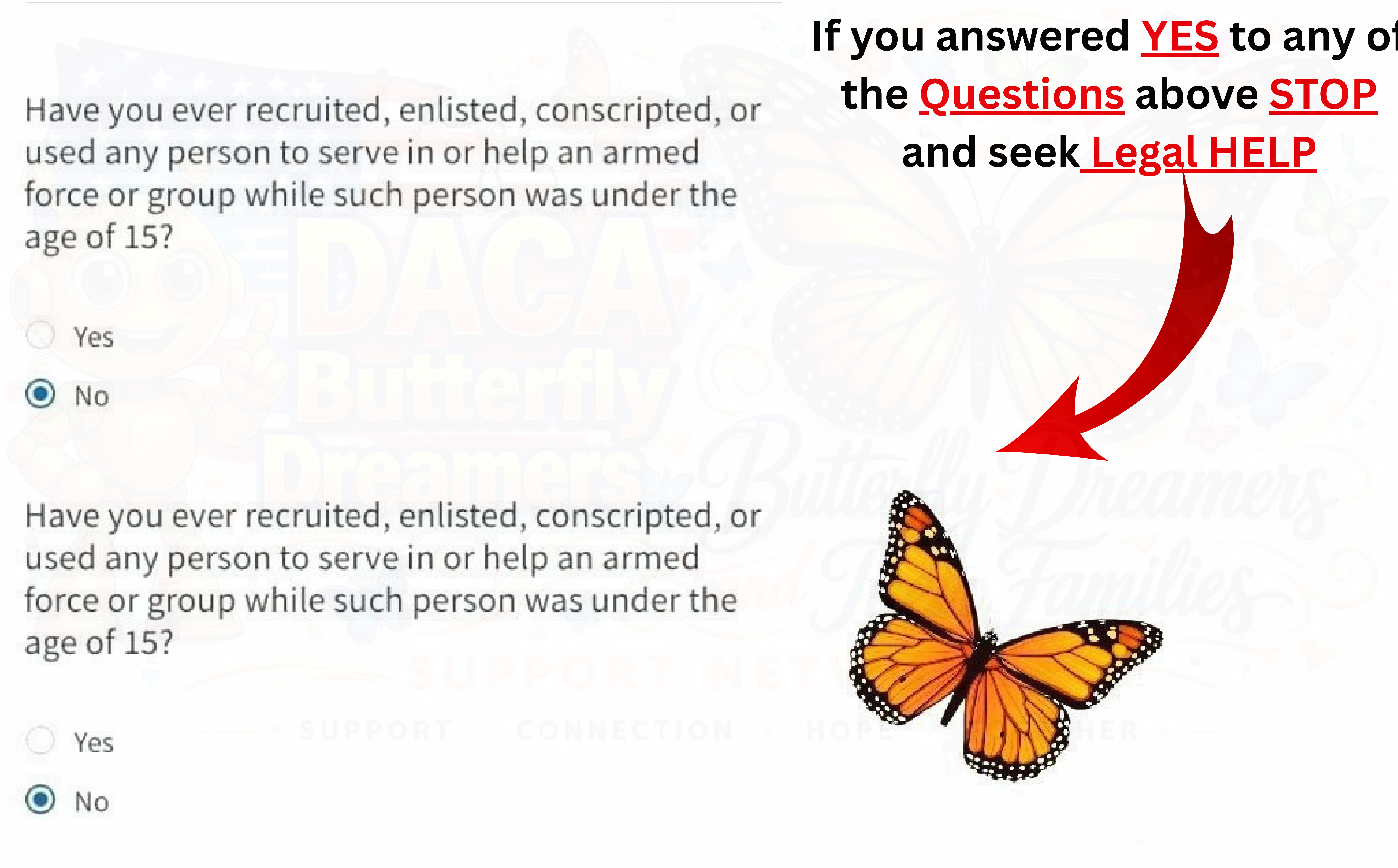
No

Have you ever used any person under the age of 15 to take part in hostilities, or to help or provide services to people in combat?

Yes

No

If you answered **YES** to any of the **Questions** above **STOP** and seek **Legal HELP**



You can **ADD** any **Additional Information**

**EX: Marriage Certificate, Divorce Decree, to support any name change, or Court Orders, Dipositions ETC**

### Additional Information

If you need to provide any additional information for any of your answers to the questions in this form, enter it into the space below. You should include the questions that you are referencing.

If you do not need to provide any additional information, you may leave this section blank.

+ Add a response

### Check your request before you submit

Please review your request and check it for accuracy and completeness before you submit it.

We encourage you to provide as many responses as you can throughout the request. Missing or incomplete information may slow down the review process after you submit your request.

You can return to this page to review your request as many times as you want before you submit it.

### Your fee

**i** Your form filing fee is: \$85

**Check for ANY ERRORS, you will get a RED Alert when something is Missing**

**Fee for I-821D, NO worries You won't be CHARGED YET**

**REVIEW all the Information is correct and then Continue, I-765 will Automatacally open After you E-Sign**

This is the **END** of the Form **I-821D** it will be **Saved** and **I-765** will be **next** form, it will **POP Automatacally**.

## Requestor's statement

You must read and agree to the statement below.


- I can read and understand English, and have read and understand every question and instruction on this form, as well as my answer to every question.

- I have read and agree to the requestor's statement

## Requestor's signature

You must provide your digital signature below by typing your full legal name. If you do not completely fill out this request, or if you do not submit the required documents listed in the Instructions, we may deny your request. We will record the date of your signature with your request.

Example One



**SIGN** and **SUBMIT**

Finish the I-821D and continue to the I-765

By finishing this form, your Form I-821D will be locked and no further changes can be made. Please make sure that the information on your Form I-821D is complete and accurate before continuing. If you need to make any edits after finishing, you will need to create a new Form I-821D.

Next, you will continue to Form I-765. Once you complete Form I-765, you can pay for and submit both forms at the same time.

**You will have the option to EDIT/DELETE the application and Start Over if Needed, before Clicking on Finish and Submit**

Back

Finish and continue

# Butterfly Dreamers and Their Families Support Network

## I-765 Renewal

### I-765, Application For Employment Authorization

Certain foreign nationals who are in the United States may file Form I-765, Application for Employment Authorization, to request employment authorization and an Employment Authorization Document (EAD). Other foreign nationals whose immigration status authorizes them to work in the United States without restrictions may also use Form I-765 to apply to U.S. Citizenship and Immigration Services (USCIS) for an EAD that shows such authorization.

Foreign nationals may also apply for a Social Security number and card on Form I-765.

If you are a lawful permanent resident, a conditional permanent resident, or a nonimmigrant only authorized for employment with a specific employer under 8 CFR 274a.12(b), do **not** use Form I-765.

Learn more about [employment authorization](#).

**Start Application Here, READ to Learn more and Continue**



What is your eligibility category?

**⚠** You can file your request online only for certain eligibility categories

If your eligibility category does not appear on the drop-down list, you must file a paper [Form I-765](#). If you submit online and are not eligible for one of the listed categories, your application may be denied.

**This is the ONLY Option that will be fo DACA**

(c)(33) Consideration of Deferred Action for Childho... ▾

**This Option will be the Only one Available for RENEWAL, if you somthing different you Didn't started with the Correct FORM I-821D**

What is your reason for applying?

Renewal of permission to accept employment


Have you previously filed Form I-765?

Yes

No

Is someone assisting you with completing this application?

- Yes
- No



Since you are **Filing on Your Own** this will be a **NO**

What is your current legal name?

Your current legal name is the name on your birth certificate, unless it changed after birth by a legal action such as marriage or court order. Do not provide any nicknames here.

Given name (first name)

Middle name

Example

Family name (last name)

One

Full **Legal Name** Same as **I-821D** make sure to **Match** all your **Responses**

Have you used any other names since birth?

Other names used may include nicknames, aliases, and maiden names.

- Yes
- No

If you selected **YES** Add Any other **Names Used**, If you got **Married**, **Divorced**, **Change Name**

How may we contact you?

Daytime telephone number

(402) 123-4567

Provide a 10-digit phone number.

Mobile telephone number (if any)

This is the same as my daytime telephone number.

Provide a 10-digit phone number.

Email address

Example: user@domain.com

What is your current U.S. mailing address?

We will use your current mailing address to contact you throughout the application process. We may not be able to contact you if you do not provide a complete and valid address. Please provide a U.S. address only.

In care of name (if any)

Address line 1

123 Main St

Street number and name

Address line 2

Apartment, suite, unit, or floor

City or town


Washington

State

District Of ... ▾

ZIP code

20001




**SAME Information  
on your I-821D  
Phone Number and  
Email, Mailing  
Address**



Is your current mailing address the same as your physical address?

- Yes
- No

If your Physical Address is Different than your Mailing Address provide it Here



Back

Next

What is your gender?

- Male
- Female

Select what applies to You



What is your marital status?

- Single
- Married
- Divorced
- Widowed

SUPPORT NETWORK  
• SUPPORT • CONNECTION • HOPE • TOGETHER •

Refer to Previous Renewal  
to Answer here, If UNSURE

What is your city, town, or village of birth?

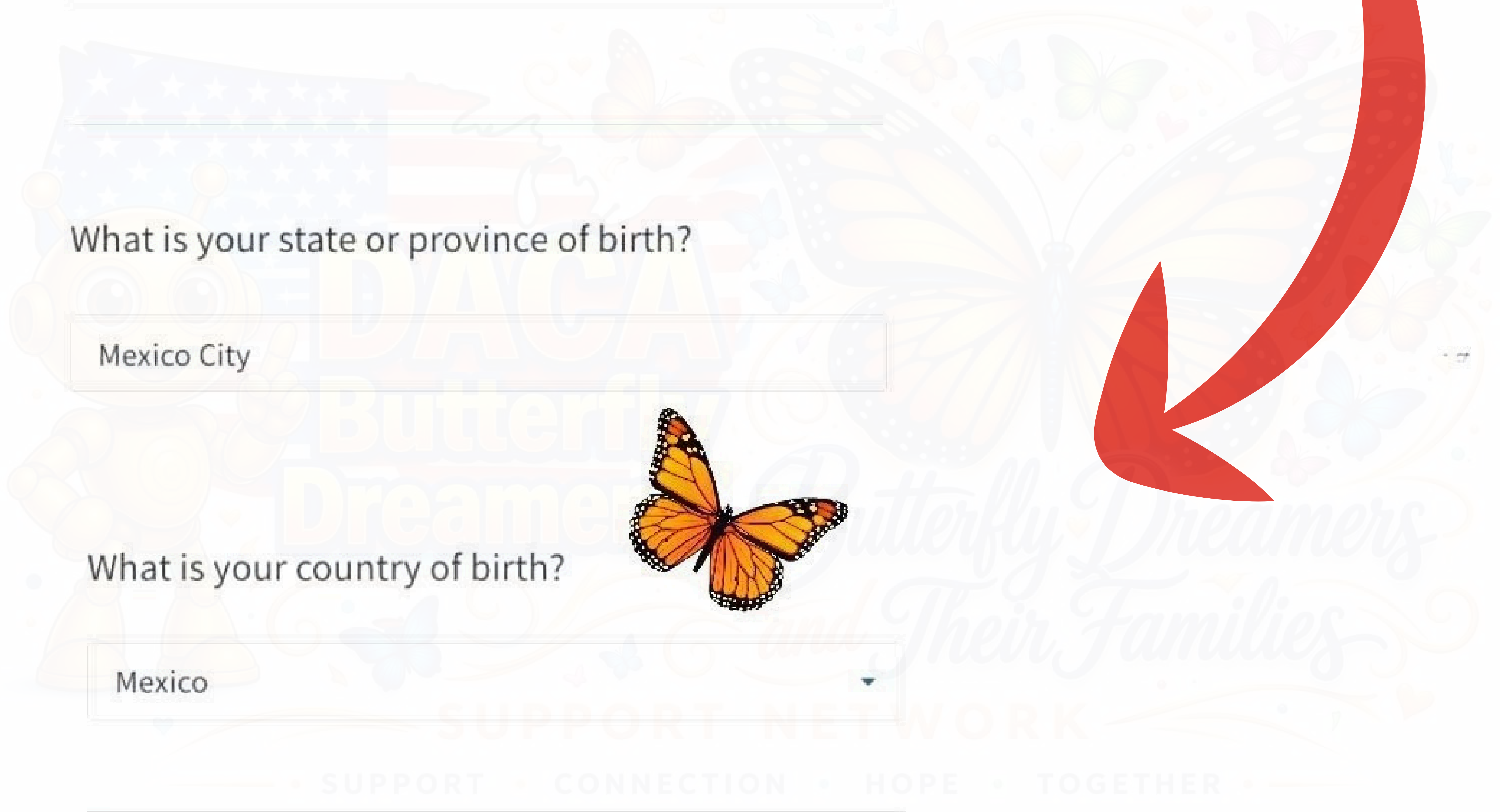
What is your state or province of birth?

What is your country of birth?

What is your date of birth?

 You must provide a response.

**Date Of Birth**



# Check your Last Renewal if UNSURE

What is your country of citizenship or nationality?

List all countries where you are currently a citizen or national.

Mexico

+ Add country



Visit <https://i94.cbp.dhs.gov/I94/#/home> to get your most recent I-94

What is your Form I-94 Arrival-Departure Record Number (if any)?

Provide an 11 character I-94 Number.

When did you last arrive in the United States?

List your arrival date, place of arrival, and status at arrival.

Date of arrival (on or about)

01/01/2000

Place of arrival

EL PASO, TX

Status at last arrival

NLS - No Lawful Status

Provide information for when you **LAST Arrived** to the **USA**, look at your **Previous Renewal**, if **UNSURE**, If you did **AP** put the **Last Entry** with **AP**

Provide **City, State**, where you came in through either with **AP** or **First Time** (see old renewal for correct information)

Usually **NLS** if you did **AP- DA** will be the **Correct One**

What is the passport number of your most recently issued passport?

What is your travel document number (if any)?

What is the expiration date of your passport or travel document?

What country issued your passport or travel document?

**Enter information of CURRENT Passport, even if it's EXPIRED OR LEAVE BLANK if you DONT have ONE**



What is your current immigration status or category?

**EWI is also ok to select HERE, C33 is not the same online like it is on Paper**



What is your Student and Exchange Visitor Information System (SEVIS) Number (if any)?

Use the "Additional Information" section to include all previously used SEVIS numbers.

Provide a 10, 11, or 12-digit SEVIS number.

**Does Not Apply to YOU Leave BLANK**




What is your A-Number?

I do not have or know my A-Number.

A-

**Refer to Previous  
Renewal, or EAD card  
AKA USCIS #**



Provide a 7, 8, or 9-digit number. If the A-Number is fewer than 9 digits, the system will automatically add zero(s) after the "A" and before the first digit so there is a total of 9 digits, for example: A-001234567.

What is your USCIS Online Account Number?

Providing your unique USCIS Online Account Number (OAN) helps us manage your account. You may already have an OAN if you previously filed certain paper forms and received an Account Access Notice in the mail. You can find the OAN at the top of the notice; it is not the same as an A-Number.

I do not have or know my USCIS Online Account Number.

**Usually Populates  
Automatically**



Has the Social Security Administration (SSA) ever officially issued a Social Security card to you?

Yes

No


**Select YES**



What is your Social Security number (if known)?

Provide a 9-digit Social Security number.

**Enter SS# HERE**




**If you need a NEW  
one Select YES HERE**

Do you want the SSA to issue you a Social Security card?

Yes

No

**EX: Damaged or  
Lost**



## 2" X 2" Photo Of You

Upload a recent color photograph of yourself that measures 2 inches by 2 inches, with your face measuring 1 inch to 1 3/8 inch from your chin to the top of your head. Your eyes should be between 1 1/8 inch and 1 3/8 inch from the bottom of the photo.

Make sure your whole face is visible, you are facing the camera directly, and the background is white or off-white. Your head must be bare, unless contrary to your religious beliefs.

If you need help understanding the photo requirements or want to resize, rotate, or crop your photo, you can use the Department of State's [photo composition tools](#). Please note that we cannot approve your application without your photo.

## Employment Authorization Document Or Government ID

Upload a copy of your last Employment Authorization document (EAD) (front and back). If you were not previously issued an EAD, you must upload a copy of a government-issued identity document (such as a passport) showing your picture, name, and date of birth; a birth certificate with photo ID; a visa issued by a foreign consulate; or a national ID document with photo and/or fingerprint. The identity document photocopy must clearly show your facial features and contain your biographical information.



Choose or drop files here to upload

Choose or drop files here to upload

**Upload Passport Picture**

**Upload Front and Back of EAD CARD**

## I-765WS, Worksheet

Download, complete, and upload [Form I-765WS](#) so that we can determine whether you have an economic need for work.

### File requirements

- Clear and readable
- Accepted file formats: JPG, JPEG, PDF, TIF or TIFF
- No encrypted or password-protected files

**Click on the Blue Hyperlink to download the Worksheet and Fill Out based on Your Current Situation or use Last Renewal for Guidance**

Choose or drop files here to upload

**Upload Worksheet I-765W**


## Additional Information

If you need to provide any additional information for any of your answers to the questions in this form, enter it into the space below. You should include the questions that you are referencing.

If you do not need to provide any additional information, you may leave this section blank.

[+ Add a response](#)

**Add any additional information needed**



## Check your application before you submit

Please review your application and check it for accuracy and completeness before you submit it.

We encourage you to provide as many responses as you can throughout the application. Missing or incomplete information may slow down the review process after you submit your application.

You can return to this page to review your application as many times as you want before you submit it.

**Review Application and Check for Errors**



## Applicant's statement

You must read and agree to the statement below.


- I can read and understand English, and have read and understand every question and instruction on this application, as well as my answer to every question.

- I have read and agree to the applicant's statement

You must provide your digital signature below by typing your full legal name. We may deny your application if you do not completely fill out this application or fail to submit required documents. We will record the date of your signature with your application.

Example One


**Sign and Continue**



## Finish and continue to pay and submit

By finishing this form, your Form I-765 will be locked and no further changes can be made. Please make sure that the information on your Form I-765 is complete and accurate before continuing. If you need to make any edits after finishing, you will need to create both a new Form I-821D and a new Form I-765.

Next, you will continue to the pay and submit page where you can pay for and submit both your Form I-821D and Form I-765 at the same time.



## Pay for and submit your applications

The final step to submit your Form I-821D, Consideration of Deferred Action for Childhood Arrivals (DACA) and Form I-765, Application for Employment Authorization is to pay the required fee.

Category	Amount
Form I-821D	\$85
Form I-765	\$470
Biometrics	\$0
Your total application fee is:	\$555

**Review For Payment**  
**Amounts I-821D -\$85**  
**I-765 \$470 Total:\$555**  
**\*\*Reminder this**  
**ONLINE ONLY\*\***



Here are the steps in the payment and submission process:

1. Provide your billing information on Pay.gov
2. Provide your credit card or U.S. bank account information
3. Submit your payment

When you have paid your fee, your application will be submitted.

Pay.gov will redirect you to a uscis.gov confirmation screen, which will include your receipt number. Please keep a copy of your receipt number for your records. You can track the status of your application through your USCIS online account.

Pay and submit

**It will Direct you to the**  
**payment Page, fill in**  
**payement information,**  
**SUBMIT and you are DONE.**  
**You can go back view Your**  
**Receipt #**