



Butterfly Dreamers and Their Families Support Network

Affidavit of Support Under Section 213A of the INA

Department of Homeland Security
U.S. Citizenship and Immigration Services

USCIS
Form I-864
OMB No. 1615-0075
Expires 10/31/2027

For USCIS Use Only	Affidavit of Support S	Petitioner/ Sponsor	Affidavits in File
	<input type="checkbox"/> Petitioner <input type="checkbox"/> 1st Joint Sponsor <input type="checkbox"/> 2nd Joint Sponsor <input type="checkbox"/> Substitute Sponsor <input type="checkbox"/> 5% Owner	Reviewed By: _____ Office: _____ Date (mm/dd/yyyy): _____	<input type="checkbox"/> 2
		Remarks	

To be completed by an Attorney or Accredited Representative (if any).	<input type="checkbox"/> Select this box if Form G-28 or G-28I is attached.	Attorney State Bar Number (if applicable)	Attorney or Accredited Representative USCIS Online Account Number (if any)

▶ **START HERE** - Type or print in black ink.

Part 1. Basis For Filing Affidavit of Support

I am the sponsor submitting this affidavit of support because (Select **only one** box).

1.a. I am the petitioner. I filed or am filing for the immigration of my relative.

IF YOU ARE THE PETITIONER AND THE ONLY SPONSOR

1.b. I filed an alien worker petition on behalf of the intending immigrant, who is related to me as my

1.c. I have an ownership interest of at least 5 percent in _____ which filed an alien worker petition on behalf of the intending immigrant, who is related to me as my

1.d. I am the only joint sponsor.

ONLY check here if you are the joint sponsor

1.e. I am the first second of two joint sponsors.

ONLY FOR JOINT SPONSOR: IF YOU ARE THE FAM. MEMBER, FRIEND, ETC. HELPING THE PETITIONER CHOOSE HERE ON YOUR OWN I-864

1.f. The original petitioner is deceased. I am the substitute sponsor. I am the intending immigrant's _____

NOTE: As a sponsor, you must include proof of your U.S. citizenship, U.S. national status.

Part 2. Information About You (Sponsor)

1. Sponsor's Full Legal Name (Do not provide a nickname)

Family Name (Last Name)

Given Name (First Name)

Middle Name (if applicable)

Your Last Name(s)

Your First Name

Your Middle Name



Part 2. Information About You (Sponsor) (continued)

2. Sponsor's Current Mailing Address

In Care Of Name (if any)

Street Number and Name

Your Current Address

City or Town

State

ZIP Code

Province

Postal Code

Country

3. Is your current mailing address the same as your physical address?

Yes No

If you answered "No" to **Item Number 3.**, provide your physical address in **Item Number 4.**

Choose one

4. Sponsor's Physical Address (if different from the address above)

Street Number and Name

Apt. Ste. Flr. Number

City

If you selected NO add physical Address HERE

Province

Postal Code

Country

Other Information

5. Country of Domicile

Country where you live

6. Date of Birth (mm/dd/yyyy)

Your Date of Birth

7. Country of Birth

Country where you were born

8. U.S. Social Security Number (Required)

▶ **Your Social Security Number**

9. Immigration Status

I am a U.S. citizen.

I am a U.S. national.

I am a lawful permanent resident.

Choose what applies to you

10. Sponsor's A-Number (if any)

▶ A- **Alien # IF you have one**

11. USCIS Online Account Number (if any)

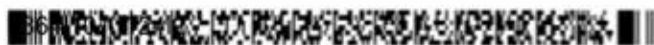
▶ **USCIS Account # IF you have one**

Military Service (To be completed by petitioner sponsors only.)

12. I am currently on **active duty** in the United States Armed Forces or U.S. Coast Guard.

Yes No

Choose ONE



Information of Beneficiary

Part 3. Information About the Principal Immigrant

1. Principal Immigrant's Full Legal Name (**Do not** provide a nickname)

Family Name (Last Name)

Given Name (First Name)

Middle Name (if applicable)

Your Last Name (s)

Your First Name

Your Middle Name

2. Current Mailing Address

In Care Of Name (if any)

Street Number and Name

Apt. Ste. Flr. Number

City or Town

State

ZIP Code

Province

Postal Code

Country

Other Information

3. Country of Citizenship or Nationality

Country where YOU were BORN

4. Date of Birth (mm/dd/yyyy)

Date of Birth

5. Alien Registration Number (A-Number) (if any)

▶ A- **Your Alien Number**

6. USCIS Online Account Number (if any)

▶ **Your USCIS account number**

7. Daytime Telephone Number

Your Phone Number

Part 4. Information About the Immigrants You Are Sponsoring

1. I am sponsoring the principal immigrant named in **Part 3**.



Yes



No, I am sponsoring family members in **Part 4**, as the second joint sponsor or I am sponsoring family members who are immigrating more than six months after the principal immigrant.

2. I am sponsoring the following family members immigrating at the same time or within six months of the principal immigrant named in **Part 3**. (List family members in **Item Numbers 4. - 7**. Do not include any relative listed on a separate visa petition.)

3. I am sponsoring the following family members who are immigrating more than six months after the principal immigrant. (List family members in **Item Numbers 4. - 7**.)

4. **Family Member 1**

Family Name (Last Name)

Given Name (First Name)

Middle Name (if applicable)

Relationship to Principal Immigrant

Does not apply to you

A-Number, if any

USCIS Online Account Number (if any)

Part 4. Information About the Immigrants You Are Sponsoring (continued)

5. Family Member 2

Family Name (Last Name)	Given Name (First Name)	Middle Name (if applicable)
<input type="text"/>	<input type="text"/>	<input type="text"/>
Relationship to Principal Immigrant	Date of Birth (mm/dd/yyyy)	Alien Registration Number (A-Number, if any)
<input type="text"/>	<input type="text"/>	<input type="text"/>
USCIS Online Account Number (if any)	<input type="text"/>	

6. Family Member 3

Family Name (Last Name)	Given Name (First Name)	Middle Name (if applicable)
<input type="text"/>	<input type="text"/>	<input type="text"/>
Relationship to Principal Immigrant	Date of Birth (mm/dd/yyyy)	Alien Registration Number (A-Number, if any)
<input type="text"/>	<input type="text"/>	<input type="text"/>
USCIS Online Account Number (if any)	<input type="text"/>	

Does NOT Apply to you

7. Family Member 4

Family Name (Last Name)	Given Name (First Name)	Middle Name (if applicable)
<input type="text"/>	<input type="text"/>	<input type="text"/>
Relationship to Principal Immigrant	Date of Birth (mm/dd/yyyy)	Alien Registration Number (A-Number, if any)
<input type="text"/>	<input type="text"/>	<input type="text"/>
USCIS Online Account Number (if any)	<input type="text"/>	

If you need additional space, use the space provided in **Part 11. Additional Information.**

SUPPORT NETWORK

SUPPORT • CONNECTION • HOPE • TOGETHER



For USCIS Use Only	
-----------------------------	--

Part 5. Sponsor's Household Size

NOTE: Do not count any member of your household more than once.

Add the total of Immigrants you are sponsoring Usually is 1

Persons you are sponsoring in this affidavit:

- Enter the total number of immigrants you are sponsoring on this affidavit which includes the principal immigrant listed in **Part 3.**, any immigrants listed in **Part 4., Item Numbers 4. - 7.** and, any additional sponsored immigrants you listed in **Part 11. Additional Information.** Do not count the principal immigrant if you are only sponsoring family members entering more than six months after the principal immigrant.

Persons NOT sponsored in this affidavit: **If you are the MAIN SPONSOR you will put 0, IF you are the joint sponsor and single you will also put 0 HERE, but If you are the JOINT sponsor and MARRIED you will PUT 1**

- Yourself.
- If you are currently married, enter "1" for your spouse. (NOTE: Enter "0" if you already counted your spouse in **Item Number 1.**)
- If you have dependent children, enter the number here. (NOTE: Enter "0" if you already counted your dependent children in **Item Number 1.**) **ADD your CHILDREN DEPENDANTS IF ANY**
- If you have any other dependents, enter the number here. (NOTE: Enter "0" if you already counted your other dependents in **Item Number 1.**) **ADD ANY OTHER DEPENDENT YOU MAY HAVE**
- If you have sponsored any other persons on Form I-864 or Form I-864EZ who are now lawful permanent residents and you are still obligated to support, enter the number here. (NOTE: Enter "0" if you already counted these persons in **Item Number 1.**) **MAY NOT APPLY TO YOU BUT IF SO ADD ANYONE ELSE YOU HAVE SPONSORED IN THE PAST**
- If you have siblings, parents, or adult children with the same principal residence who are combining their income with yours by submitting Form I-864A, enter the number here. (NOTE: Enter "0" if you already counted these persons in **Item Number 1.**)
- Add together **Part 5., Item Numbers 1. - 7.** and enter the number here.

IF YOU ARE THE JOINT SPONSOR AND MARRIED AND USING YOUR SPOUSES INCOME TOO, YOU WILL ADD HERE AND WILL NEED TO FILE I-864A

Household Size:

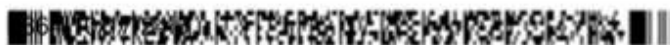
TOTAL

Part 6. Sponsor's Employment and Income

I am currently:

- Employed as a/an **CHOOSE ONE**
- Name of Employer 1
- Name of Employer 2 (if applicable)
- Self-Employed as a/an (Occupation)
- Retired Since (mm/dd/yyyy)
- Unemployed Since (mm/dd/yyyy)
- My current individual annual income is: **ONLY THE SPONSOR'S INCOME**

Income you are using from any other person who was counted in your household size, including, in certain conditions, the intending immigrant. (See Form I-864 Instructions.) Please indicate name, relationship, and income.



For USCIS Use Only

THIS SECTION IS TO BE FILLED BY 1. THE INTENDED IMMIGRANT (BENEFICIARY) TO COMBINE INCOME WITH SPONSOR, FYI you can add your income to your sponsor's too, even if your sponsor's INCOME is \$0.00 2. YOU ARE THE SPOUSE OF THE JOINT SPONSOR YOU WILL PUT YOUR INCOME HERE IF NOT COMBINING SKIP

Part 6. Sponsor

8. Person 1

Name: Relationship:

Current Income:

9. Person 2

Name: Relationship:

Current Income \$

10. Person 3

Name: Relationship:

Current Income \$

11. You will put your income that was put on PART 6 ITEM 7, BUT if you are combining with the intending immigrant(BENEFICIARY)you will also add their INCOME with yours AND if JOINT SPONSOR is adding spouses INCOME you will ADD up HERE

If you need additional space, use the space provided in Part 11. Additional Information

Remarks

12. My Current Annual Household Income (Total all lines from Part 6. Item Numbers 7. - 11.; the total will be compared to Federal Poverty Guidelines on Form I-864P.) \$

- 13. The people listed in Item Numbers 8. - 11. have completed Form I-864A. I am filing along with this affidavit all necessary Form I-864As completed by these people. **Choose one IF Combining INCOME with BENEFICIARY or JOINT SPONSOR AND THEIR SPOUSE**
- 14. One or more of the people listed in Item Numbers 8. - 11. are the spouse of the intending immigrant and has no accompanying dependent children. **Choose one IF Combining INCOME with BENEFICIARY or JOINT SPONSOR AND THEIR SPOUSE**


Federal Tax Return Information

15. Have you filed a Federal income tax return for each of the three most recent tax years? Yes No

NOTE: You MUST attach a photocopy or transcript of your Federal income tax return for only the most recent tax year and complete Item Number 16.a. If you believe additional returns may help you to establish your ability to maintain sufficient income, you may submit transcripts or photocopies of your Federal individual income tax returns for the three most recent years and complete Item Numbers 16.a. - 16.c. **READ this section carefully and provide documentation**

Type or print the most recent tax year and your total income for that most recent tax year. If the amount was zero, type or print "zero" or if you were not required to file a Federal income tax return type or print "N/A" for not applicable. Type or print "N/A" for not applicable for Item Numbers 16.b. - 16.c. if you do are not submitting any additional tax returns.

CREATED BY CINDY GARCIA



For USCIS Use Only	We are now in 2026, so it should be 2025, 2024 2023 Information
---------------------------	---

Part 6. Sponsor's Employment and Income (continued)

My total income (adjusted gross income on IRS Form 1040EZ) as reported on my Federal income tax returns for the most recent year was:

	Tax Year	Total Income
16.a. Most Recent	2024	\$ <input style="width: 100px;" type="text"/>
16.b. 2nd Most Recent	2023	\$ <input style="width: 100px;" type="text"/>
16.c. 3rd Most Recent	2022	\$ <input style="width: 100px;" type="text"/>

You will find the Total Income on your 1040, Page 1, Line 9, Total Income

You fill the Total Income on your TRANSCRIPTS on page 3, it is listed under Income on page 3 it says Total Income Adjusted By Computer.

17. I was not required to file a Federal income tax return as my income was below the IRS required level and I have attached evidence to support this.

For USCIS Use Only	Household Size <input type="checkbox"/> 1 <input type="checkbox"/> 2 <input type="checkbox"/> 3 <input type="checkbox"/> 4 <input type="checkbox"/> 5 <input type="checkbox"/> 6 <input type="checkbox"/> 7 <input type="checkbox"/> 8 <input type="checkbox"/> 9 <input type="checkbox"/> Other _____	Poverty Guideline	Sponsor's Household Income <i>(Page 5, Line 10)</i>	Remarks
		Year: 20____	\$ _____	

Part 7. Use of Assets to Supplement Income (if Applicable)

If your income, or the total income for you and your household, from **Part 6., Item Numbers 12. or 16.** exceeds the Federal Poverty Guidelines for your household size, **YOU ARE NOT REQUIRED** to complete this **Part 7.** Skip to **Part 8.**

Your Assets (if applicable)

- Enter the balance of all cash, savings, and checking accounts. \$
- Enter the net cash value of real-estate holdings. (Net value means assessed value minus mortgage debt.) \$ **ONLY fill if your Income is below the Poverty Guidelines**
- Enter the net cash value of all stocks, bonds, certificates of deposit, and any other assets not already included in **Item Number 1. or Item Number 2.** \$
- Add together **Item Numbers 1. - 3.** and enter the number here. \$

Assets of your household members (if applicable)

Your household members who are combining their income with yours, report their assets on Form I-864A **Part 4., in Item Number 6.**

- Add together the household members' assets reported on all the Form I-864A **Part 4., Item Number 6.** and enter the number here. **TOTAL:** \$

Part 7. Use of Assets to Supplement Income (if Applicable) (continued)

Assets of the principal sponsored immigrant (if applicable).

The principal sponsored immigrant is the person listed in **Part 3, Item Number 1**. Only include the assets if the principal immigrant is being sponsored by this affidavit of support.

6. Enter the balance of the principal immigrant's savings and checking accounts. \$
7. Enter the net cash value of all the principal immigrant's real estate holdings. (Net value means **ONLY fill if your Income is below the Poverty Guidelines**)
8. Enter the current cash value of the principal immigrant's stocks, bonds, certificates of deposit, and other assets not included in **Item Number 6**, or **Item Number 7**. \$
9. Add together **Item Numbers 6, - 8**, and enter the number here. \$

Total Value of Assets

10. Add together **Item Numbers 4, 5, and 9**, and enter the number here. **TOTAL:** \$

Part 8. Sponsor's Contract, Contact Information, Certification, and Signature

NOTE: Read the **Penalties** section of the Form I-864 Instructions before completing this part.

Sponsor's Contract

Please note that, by signing this Form I-864, you agree to assume certain specific obligations under the Immigration and Nationality Act (INA) and other Federal laws. The following paragraphs describe those obligations. Please read the following information carefully before you sign Form I-864. If you do not understand the obligations, you may wish to consult an attorney or accredited representative.

READ

What is the Legal Effect of My Signing Form I-864?

If you sign Form I-864 on behalf of any person (called the intending immigrant) who is applying for an immigrant visa or for adjustment of status to a lawful permanent resident, and that intending immigrant submits Form I-864 to the U.S. Government with his or her application for an immigrant visa or adjustment of status, under INA section 213A, these actions create a contract between you and the U.S. Government. The intending immigrant becoming a lawful permanent resident is the consideration for the contract.

Under this contract, you agree that, in deciding whether the intending immigrant can establish that he or she is not inadmissible to the United States as a person likely to become a public charge, the U.S. Government can consider your income and assets as available for the support of the intending immigrant.

What If I Choose Not to Sign Form I-864?

The U.S. Government cannot make you sign Form I-864 if you do not want to do so. But if you do not sign Form I-864, the intending immigrant may not become a lawful permanent resident in the United States.

What Does Signing Form I-864 Require Me To Do?

If an intending immigrant becomes a lawful permanent resident in the United States based on a Form I-864 that you have signed, then, until your obligations under Form I-864 terminate, you must:

- A. Provide the intending immigrant any support necessary to maintain him or her at an income that is at least 125 percent of the Federal Poverty Guidelines for his or her household size (100 percent if you are the petitioning sponsor and are on active duty in the U.S. Armed Forces or U.S. Coast Guard, and the person is your husband, wife, or unmarried child under 21 years of age); and
- B. Notify U.S. Citizenship and Immigration Services (USCIS) of any change in your address, within 30 days of the change, by filing Form I-865.

CREATED BY CINDY GARCIA



Part 8. Sponsor's Contract, Contact Information, Certification, and Signature (continued)

What Other Consequences Are There?

If an intending immigrant becomes a lawful permanent resident in the United States based on a Form I-864 that you have signed, then, until your obligations under Form I-864 terminate, the U.S. Government may consider (deem) your income and assets as available to that person, in determining whether he or she is eligible for certain Federal means-tested public benefits and also for state or local means-tested public benefits, if the state or local government's rules provide for consideration (deeming) of your income and assets as available to the person.

This provision does **not** apply to public benefits specified in section 403(c) of the Welfare Reform Act such as emergency Medicaid, short-term, non-cash emergency relief; services provided under the National School Lunch and Child Nutrition Acts; immunizations and testing and treatment for communicable diseases; and means-tested programs under the Elementary and Secondary Education Act.

What If I Do Not Fulfill My Obligations?

If you do not provide sufficient support to the person who becomes a lawful permanent resident based on a Form I-864 that you signed, that person may sue you for this support.

If a Federal, state, local, or private agency provided any covered means-tested public benefit to the person who becomes a lawful permanent resident based on a Form I-864 that you signed, the agency may ask you to reimburse them for the amount of the benefits they provided. If you do not make the reimbursement, the agency may sue you for the amount that the agency believes you owe.

If you are sued, and the court enters a judgment against you, the person or agency that sued you may use any legally permitted procedures for enforcing or collecting the judgment. You may also be required to pay the costs of collection, including attorney fees.

If you do not file a properly completed Form I-865 within 30 days of any change of address, USCIS may impose a civil fine for your failing to do so.

READ

When Will These Obligations End?

Your obligations under a Form I-864 that you signed will end if the person who becomes a lawful permanent resident based on that affidavit:

- A. Becomes a U.S. citizen;
- B. Has worked, or can receive credit for, 40 quarters of coverage under the Social Security Act;
- C. No longer has lawful permanent resident status and has departed the United States;
- D. Is subject to removal, but applies for and obtains, in removal proceedings, a new grant of adjustment of status, based on a new affidavit of support, if one is required; or
- E. Dies.

NOTE: Divorce **does not** terminate your obligations under Form I-864.

Your obligations under a Form I-864 that you signed also end if you die. Therefore, if you die, your estate is not required to take responsibility for the person's support after your death. However, your estate may owe any support that you accumulated before you died.

NOTE: Select the box for either **Item A.** or **B.** in **Item Number 1.** If applicable, select the box for **Item Number 2.**



Part 8. Sponsor's Contract, Contact Information, Certification, and Signature (continued)

Sponsor's Statement

1. Sponsor's Statement Regarding the Interpreter
- A. I can read and understand English, and I have read and understand every question and instruction on this affidavit and my answer to every question.
- B. The interpreter named in **Part 9**, read to me every question and instruction on this affidavit and my answer to every question in , a language in which I am fluent, and I understood everything.
2. At my request, the preparer named in **Part 10**, , prepared this affidavit for me based only upon information I provided or authorized.

Sponsor's Contact Information

3. Sponsor's Daytime Telephone Number **Your Phone Number**
4. Sponsor's Mobile Telephone Number (if any) **Your Phone Number**
5. Sponsor's Email Address (if any) **Your Email Address**

Sponsor's Declaration and Certification

Copies of any documents I have submitted are exact photocopies of unaltered, original documents, and I understand that USCIS or the U.S. Department of State (DOS) may require that I submit original documents to USCIS or DOS at a later date. Furthermore, I authorize the release of any information from any of my records that USCIS or DOS may need to determine my eligibility for the immigration benefit I seek.

I furthermore authorize release of information contained in this affidavit, in supporting documents, and in my USCIS or DOS records to other entities and persons where necessary for the administration and enforcement of U.S. immigration law.

I certify, under penalty of perjury, that all of the information in my affidavit and any document submitted with it were provided or authorized by me, that I reviewed and understand all of the information contained in, and submitted with, my affidavit, and that all of this information is complete, true, and correct.

- A. I know the contents of this affidavit of support that I signed;
- B. I have read and I understand each of the obligations described in **Part 8**., and I agree, freely and without any mental reservation or purpose of evasion, to accept each of those obligations in order to make it possible for the immigrant indicated in **Part 3**. to become a lawful permanent resident of the United States;
- C. I agree to submit to the personal jurisdiction of any Federal or state court that has subject matter jurisdiction of a lawsuit against me to enforce my obligations under this Form I-864EZ;
- D. Each of the Federal income tax returns submitted in support of this affidavit are true copies, or are unaltered tax transcripts, of the tax returns I filed with the IRS;
- E. I understand that, if I am related to the sponsored immigrant by marriage, the termination of the marriage (by divorce, dissolution, annulment, or other legal process) will not relieve me of my obligations under this Form I-864EZ; and
- F. I authorize the Social Security Administration to release information about me in its records to the USCIS and DOS.

Sponsor's Signature

6. Sponsor's Signature **SIGN WITH PEN ONLY** Date of Signature (mm/dd/yyyy) **DATE WHEN SIGNED**

NOTE TO ALL SPONSORS: If you do not completely fill out this affidavit or fail to submit required documents listed in the Instructions, USCIS or DOS may deny your request.



Part 9. Interpreter's Contact Information, Certification, and Signature

Interpreter's Full Name

1. Interpreter's Family Name (Last Name) Interpreter's Given Name (First Name)

2. **IF YOU DIDN'T USE INTERPERTER SKIP**

Interpreter's Contact Information

3. Interpreter's Daytime Telephone Number 4. Interpreter's Mobile Telephone Number (if any)

5. Interpreter's Email Address (if any)

Interpreter's Certification and Signature

I certify, under penalty of perjury, that: that I am fluent in English and , and I have interpreted every question on the affidavit and Instructions and interpreted the sponsor's answers to the questions in that language, and the sponsor informed me that they understood every instruction, question, and answer on the affidavit.

6. Interpreter's Signature Date of Signature (mm/dd/yyyy)

Part 10. Contact Information, Declaration, and Signature of the Person Preparing this Affidavit, if Other Than the Sponsor

Preparer's Full Name

1. Preparer's Family Name (Last Name) Preparer's Given Name (First Name)

2. **IF YOU DIDN'T USE INTERPERTER SKIP**

Preparer's Contact Information

3. Preparer's Daytime Telephone Number 4. Preparer's Mobile Telephone Number (if any)

5. Preparer's Email Address (if any)

Preparer's Certification and Signature

I certify, under penalty of perjury, that I prepared this affidavit for the sponsor at their request and with express consent and that all of the responses and information contained in and submitted with the affidavit are complete, true, and correct and reflects only information provided by the sponsor. The sponsor reviewed the responses and information and informed me that they understand the responses and information in or submitted with the affidavit.

6. Preparer's Signature Date of Signature (mm/dd/yyyy)



Part 11. Additional Information

If you need extra space to provide any additional information within this contract, use the space below. If you need more space than what is provided, you may make copies of this page to complete and file with this contract or attach a separate sheet of paper. Type or print your name and A-Number (if any) at the top of each sheet; indicate the **Page Number**, **Part Number**, and **Item Number** to which your answer refers; and sign and date each sheet.

1. Family Name (Last Name) Your Last Name Given Name (First Name) Your First Name Middle Name (if applicable) Your Middle Name
2. A-Number (if any) ▶ A- Your Alien #
3. Page Number Part Number Item Number

4. Page Number Part Number Item Number

ANY EXPLANATION OR EXTRTA ROOM NEEDED FILL HERE

5. Page Number Part Number Item Number

6. Page Number Part Number Item Number

