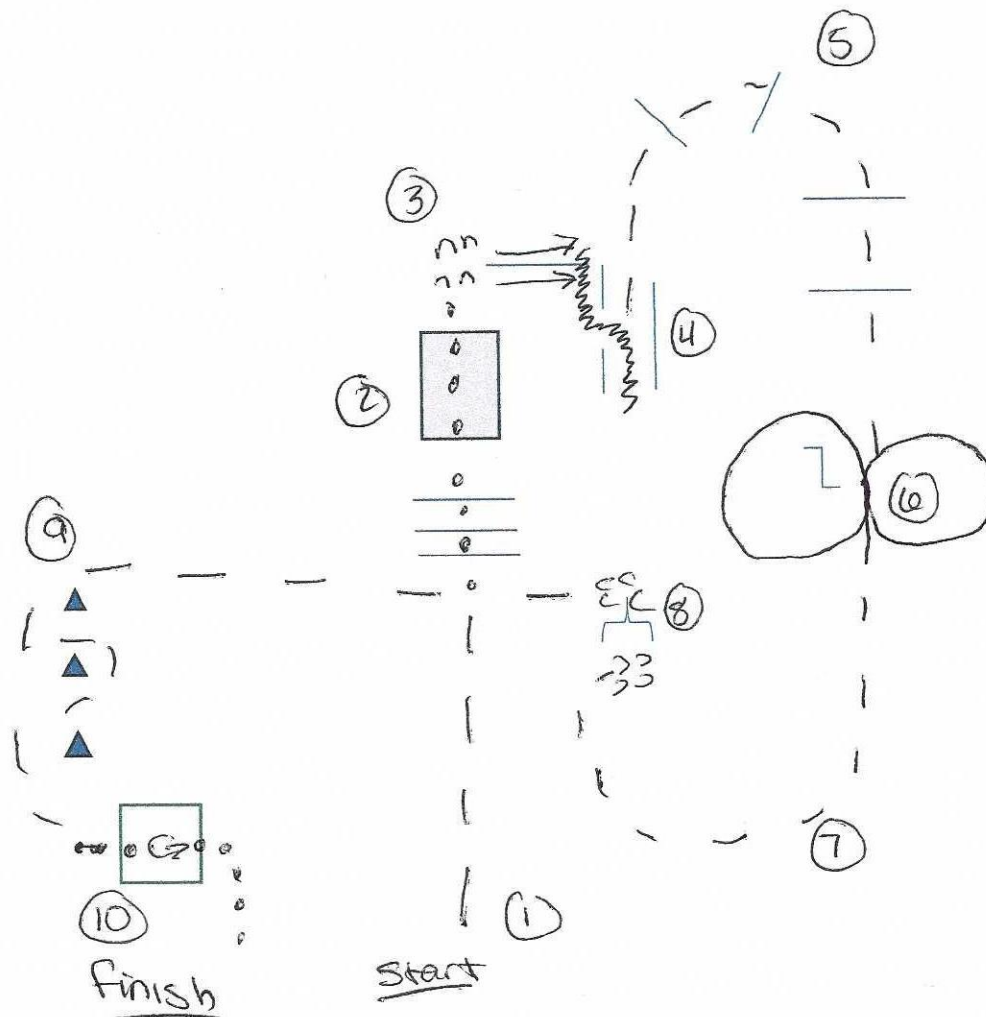


# Branch

Trail (July 9<sup>th</sup>, 2025)

ALL Walk Trot



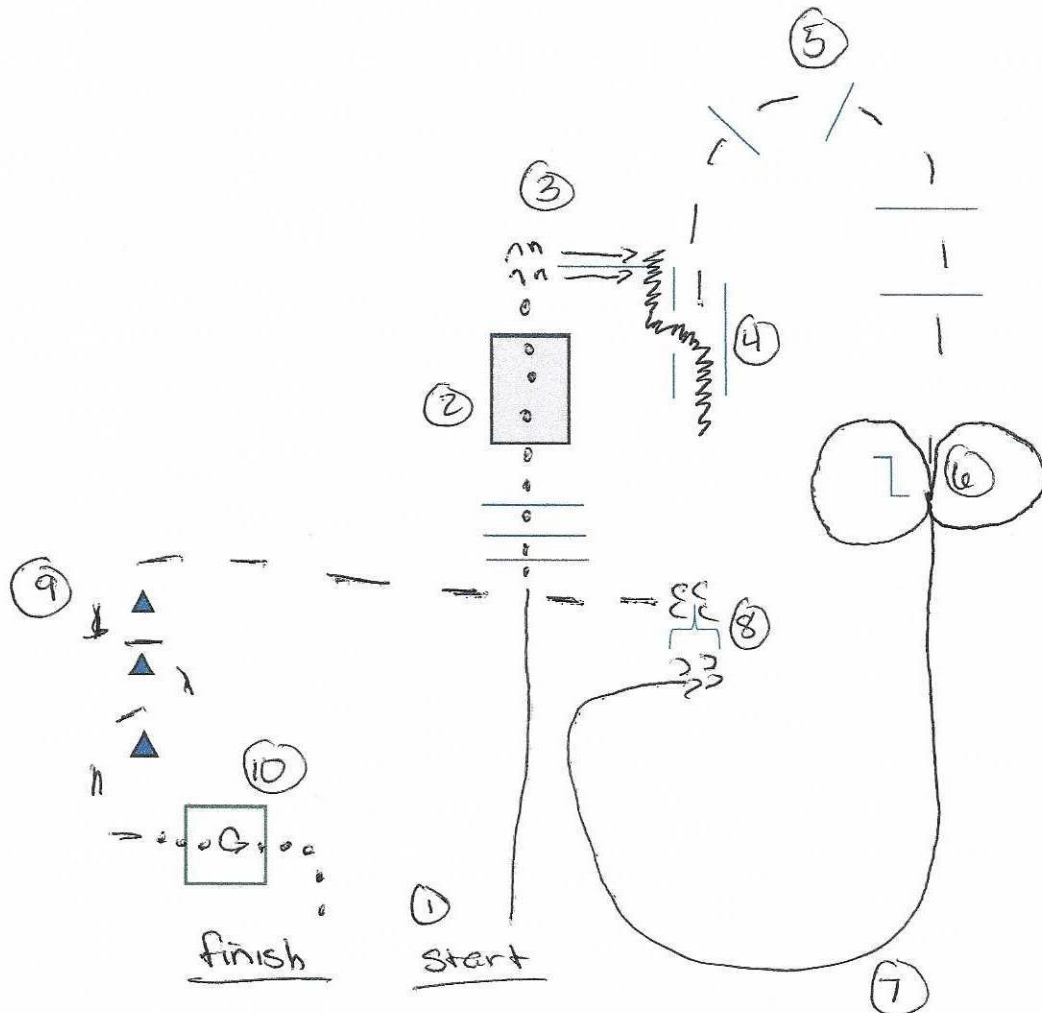
1. From start extend trot
2. Walk over logs and over bridge, stop
3. Sidepass right over log
4. Back into chute and trot out
5. Trot poles and continue to slicker, stop
6. Pick up slicker and trot a figure eight (right to left)
7. Trot, stop at gate
8. Left hand gate
9. Extend trot through markers, walk into box
10. Stop in box, 360 turn to the left and walk out

~~Pattern is completed when rider has returned to their horse and exit the arena on foot~~

# Ranch

Trail (July 9<sup>th</sup>, 2025)

All Breed, L1 and Rookie, Youth

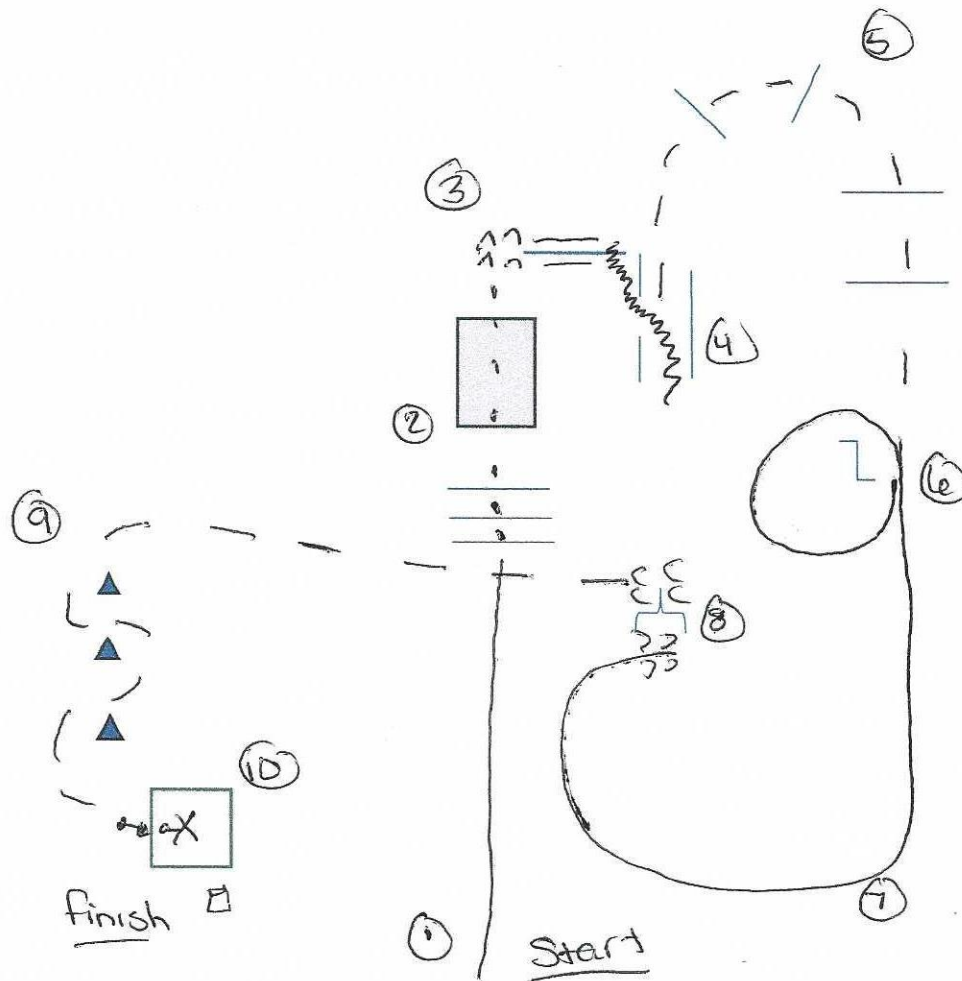


1. From start lope left lead
2. Walk over logs and over bridge, stop
3. Sidepass right over log
4. Back into chute and trot out
5. Trot poles and continue to slicker, stop
6. Pick up slicker and trot a figure eight (right to left)
7. Lope right lead, stop at gate
8. Left hand gate
9. Extend trot through markers, walk into box
10. Stop in box, 360 turn to the left and walk out

# Ranch

Trail (July 9<sup>th</sup>, 2025)

L1 Horse, Junior, Am and Select



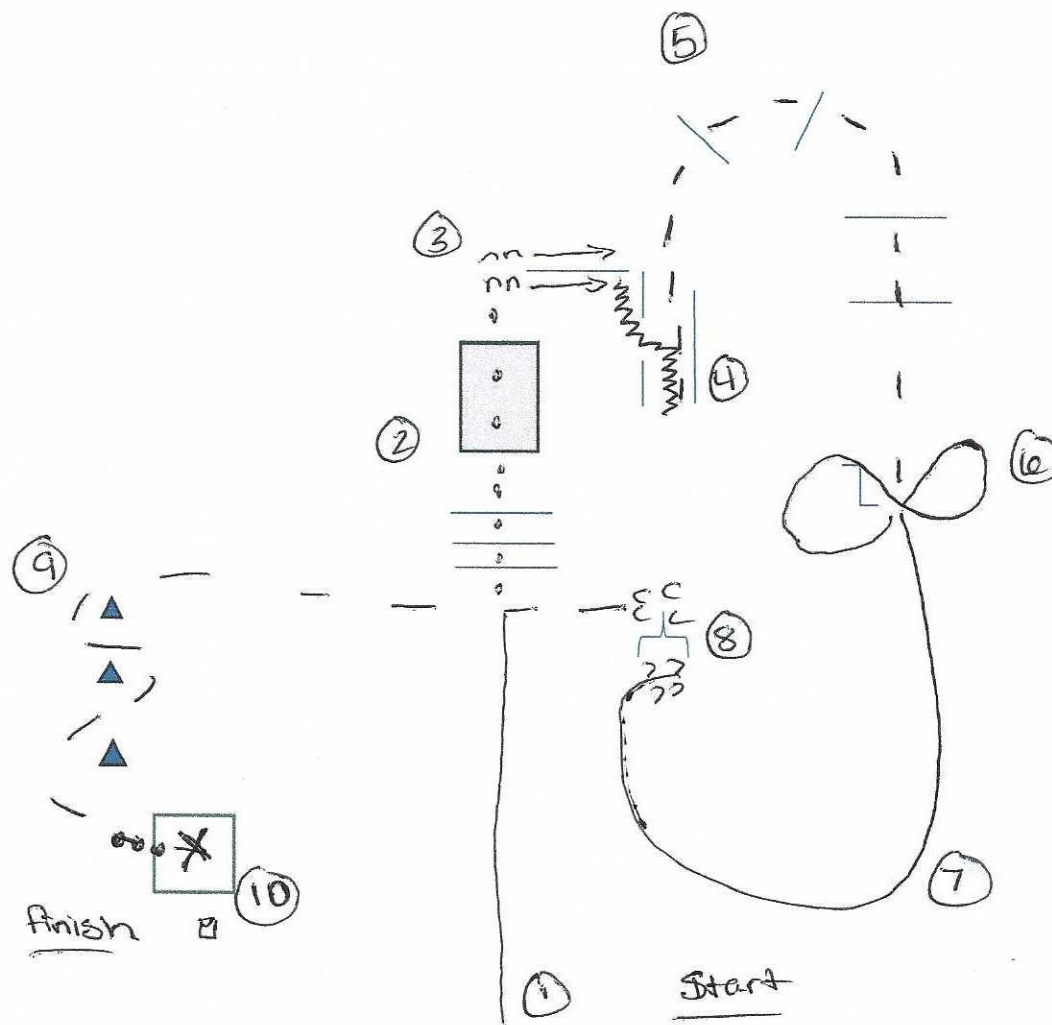
1. From start lope left lead
2. Walk over logs and over bridge, stop
3. Sidepass right over log
4. Back into chute and trot out
5. Trot poles and continue to drag, stop
6. Walk or trot drag in a circle
7. Lope right lead, stop at gate
8. Left hand gate
9. Extend trot through markers, walk into box
10. Stop in box, dismount and ground tie, walk to feed bucket and back

\*\*Pattern is completed when rider has returned to their horse and exit the arena on foot

# Ranch

Trail (July 9<sup>th</sup>, 2025)

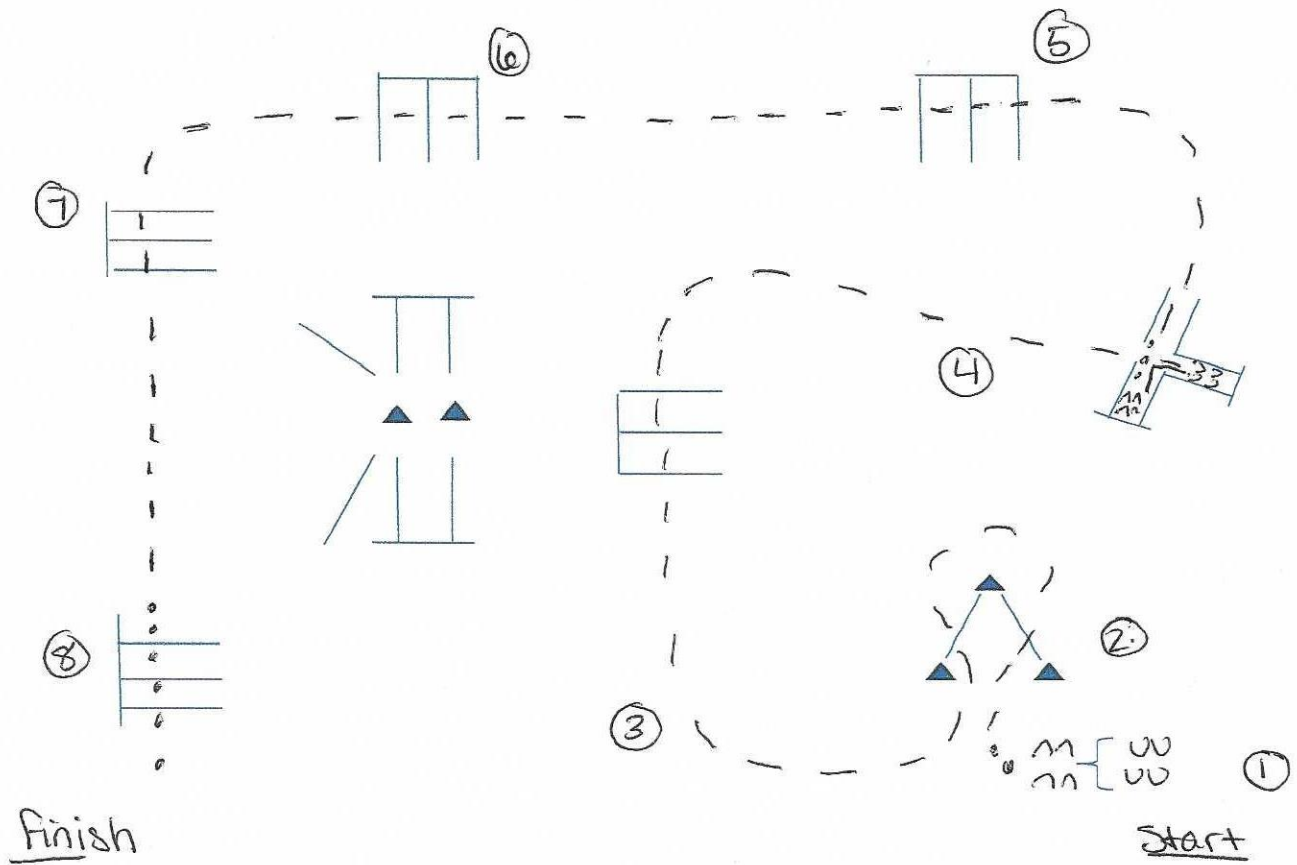
Senior



1. From start lope left lead
  2. Walk over logs and over bridge, stop
  3. Sidepass right over log
  4. Back into chute and trot out
  5. Trot poles and continue to drag, stop
  6. Walk or trot drag in a figure eight (right to left)
  7. Lope right lead, stop at gate
  8. Left hand gate
  9. Extend trot through markers, walk into box
  10. Stop in box, dismount and ground tie, walk to feed bucket and back
- \*\*Pattern is completed when rider has returned to their horse and exit the arena on foot**

Trail (July 10<sup>th</sup>, 2025)

ALL Walk/ Trot

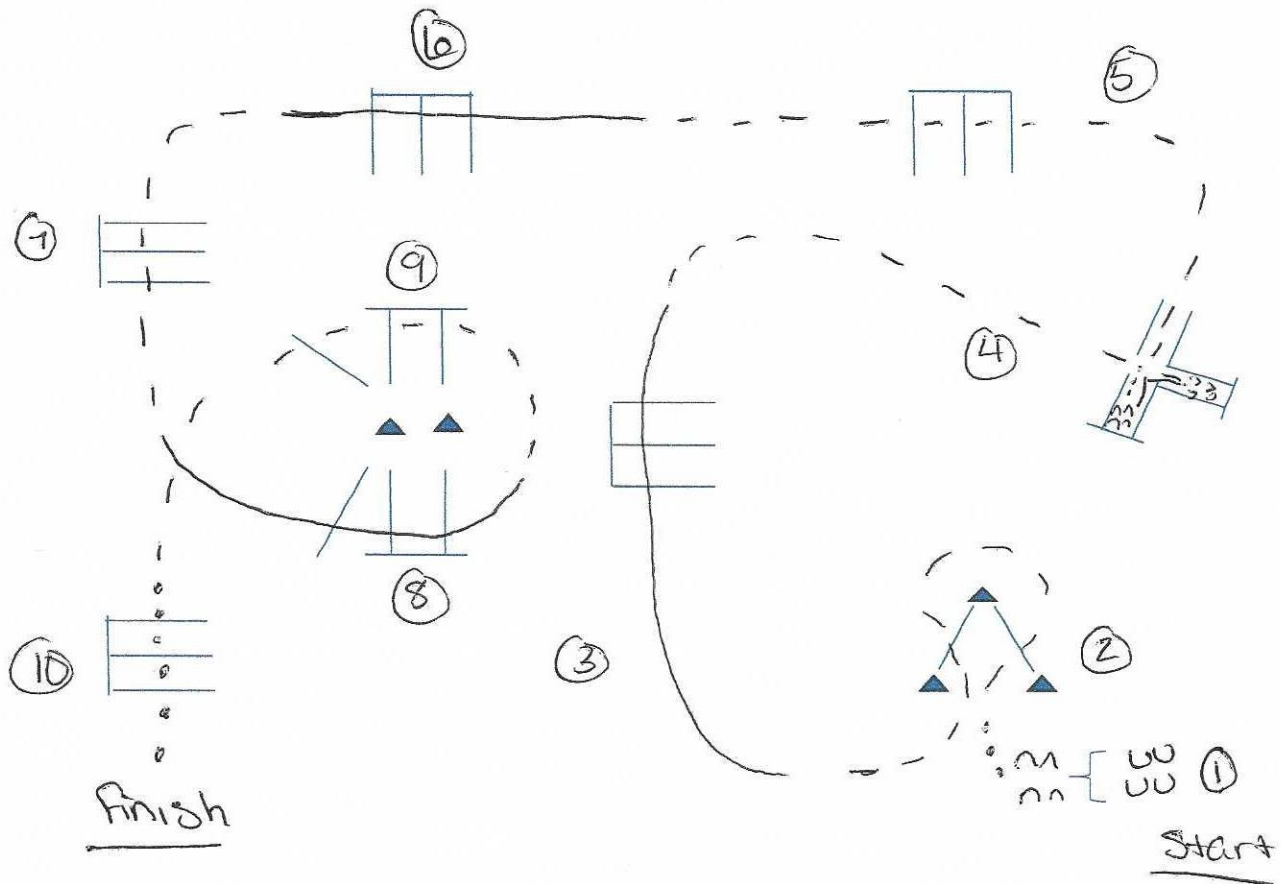


1. Work gate, right hand
2. You may walk forward, then jog around cones and over poles
3. Jog over poles
4. Jog into chute, back between poles
5. You may walk forward, then jog out of the chute and over poles
6. Jog over poles
7. Jog over poles
8. Stop or break to walk, walk over poles



Trail (July 10<sup>th</sup>, 2025)

All Breed, L1 Horse, Junior, L1 and Rookie

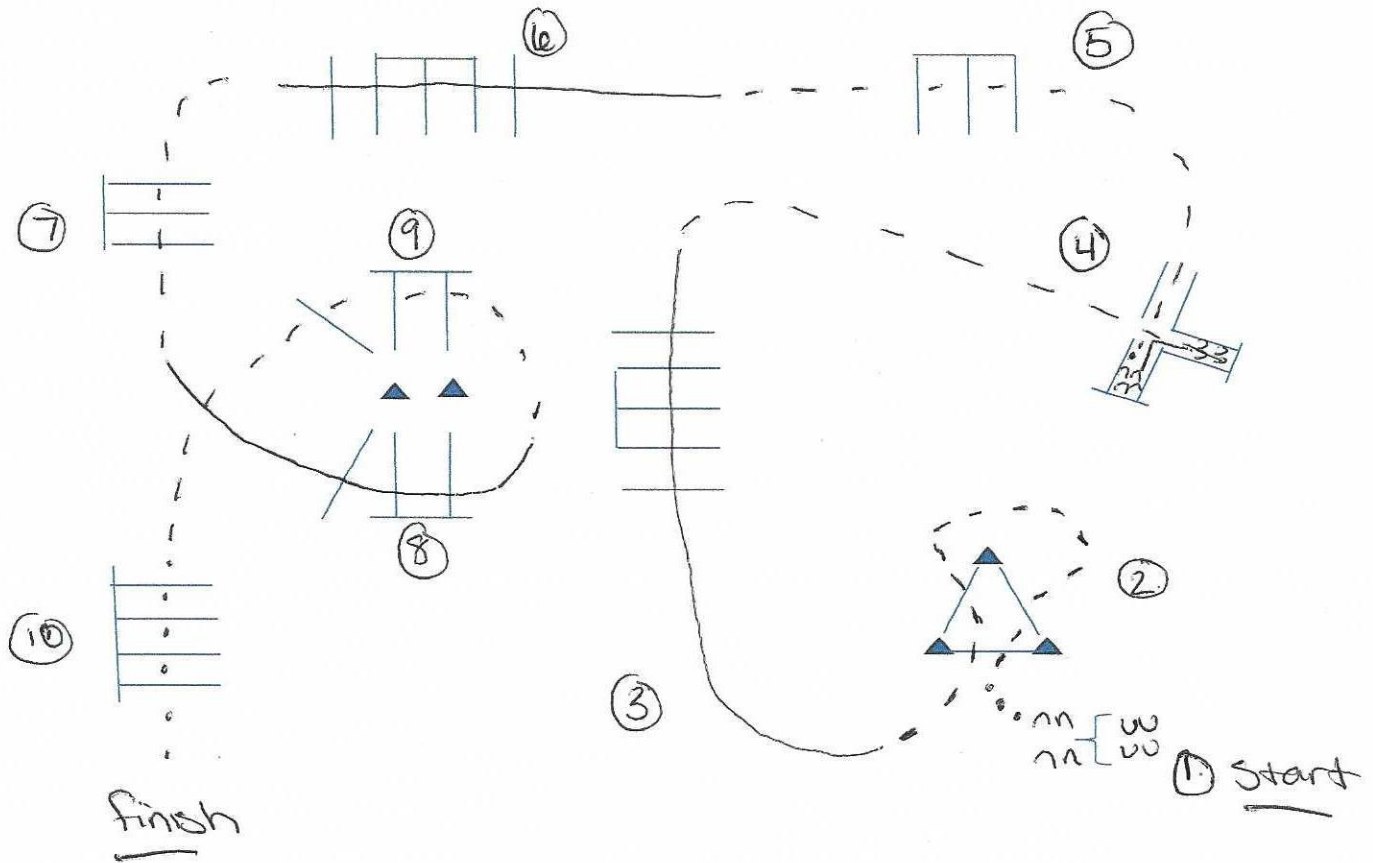


1. Work gate, right hand
2. You may walk forward, then jog around cones and over poles
3. Lope, right lead, over poles
4. Break to jog, jog into chute, back between poles
5. You may walk forward, then jog out of the chute and over poles
6. Lope, left lead, over poles
7. Break to jog, jog over poles
8. Lope left lead, over poles
9. Break to jog, jog over poles
10. Stop or break to walk, walk over poles



Trail (July 10<sup>th</sup>, 2025)

Am, Select, Youth and Senior



1. Work gate, right hand
2. You may walk forward, then jog around cones and over poles
3. Lope, right lead, over poles
4. Break to jog, jog into chute, back between poles
5. You may walk forward, then jog out of the chute and over poles
6. Lope, left lead, over poles
7. Break to jog, jog over poles
8. Lope left lead, over poles
9. Break to jog, jog over poles
10. Stop or break to walk, walk over poles