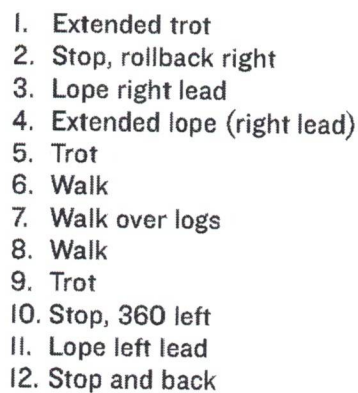


www.HorseShowPatterns.com

Friday

www.HorseShowPatterns.com



Note: The drawn description of this pattern is only intended for the general depiction of the pattern. Exhibitors should utilize the arena space to best exhibit their horses.

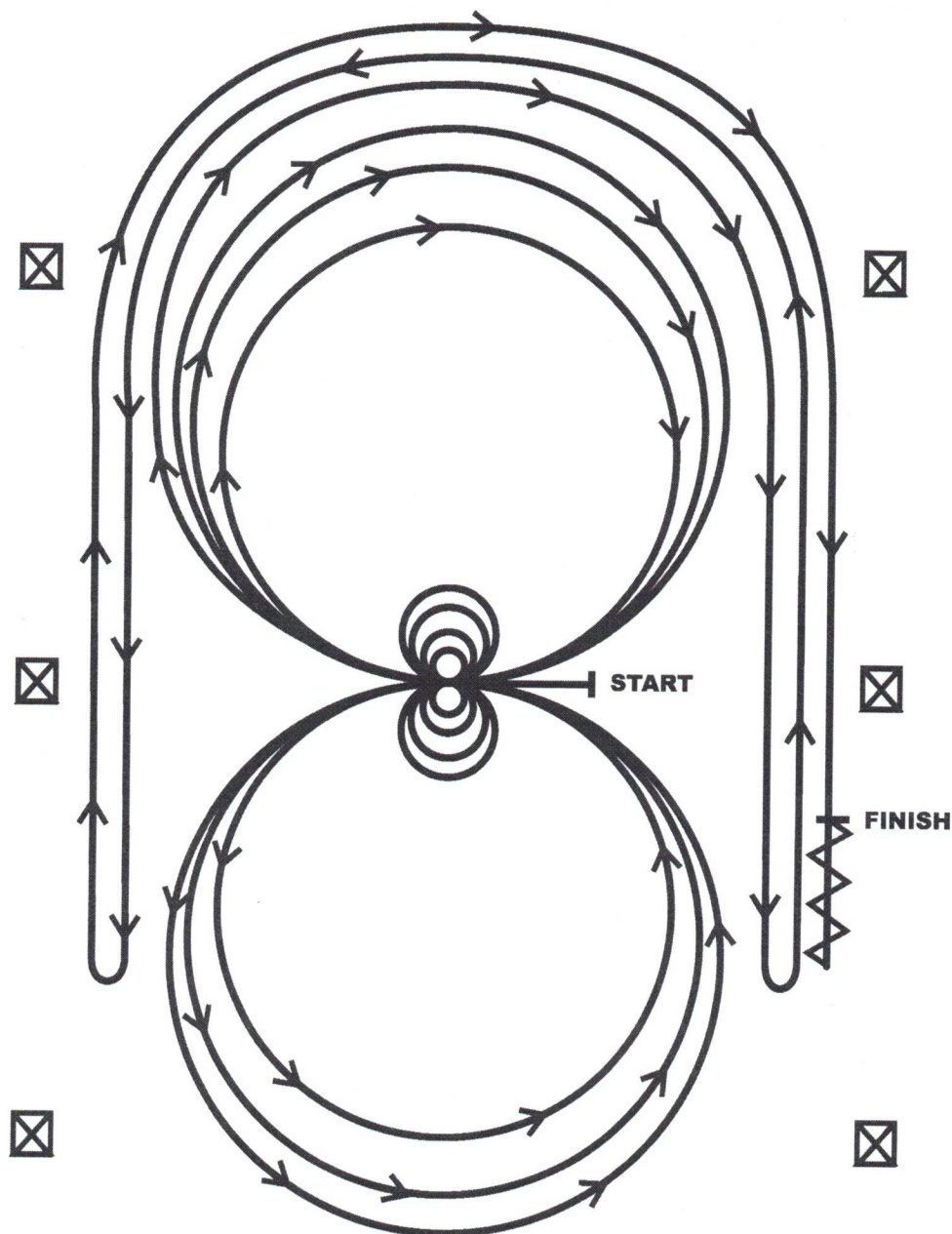
Pattern Provided by:

The Judges

REINING PATTERN 8

Friday

All Classes



Horses may walk or jog to the center of arena. Horses must walk or stop prior to starting pattern. Beginning at the center of arena facing the left wall or fence.

1. Complete four spins to the left. Hesitate.
2. Complete four spins to the right. Hesitate.
3. Beginning on the right lead, complete three circles to the right: the first circle large and fast; the second circle small and slow; the third circle large and fast. Change leads at the center of the arena.
4. Complete three circles to the left: the first circle large and fast; the second circle small and slow; the third circle large and fast. Change leads at the center of the arena.
5. Begin a large circle to the right but do not close this circle. Run straight down the right side of the arena past the center marker and do a left rollback at least twenty feet (six meters) from the wall or fence—no hesitation.
6. Continue back around the previous circle but do not close this circle. Run down the left side of the arena past the center marker and do a right rollback at least twenty feet (six meters) from the wall or fence—no hesitation.
7. Continue back around the previous circle but do not close this circle. Run down the right side of the arena past the center marker and do a sliding stop at least twenty feet (six meters) from the wall or fence. Back up at least ten feet (three meters). Hesitate to demonstrate completion of the pattern.

www.HorseShowPatterns.com

Show Date: 07-11-13-2025



Walk - - - - -

Jog - - - - -

Extended Jog - - - - -

Lope —————

Lead Change ——— / ———

Back ← ——— ——— ———

Marker (B)

©2025 HorseShowPatterns.com. All Rights Reserved.

2025 WQHA Cowboy Summer Classic

Horsemanship All Rookie

Show Date: 07-11-13-2025

Saturday

www.HorseShowPatterns.com

Be ready with horse's tail at A.

1. Jog until even with B.
2. Continue to jog in a half circle to B.
3. Stop and perform a 180 degree turn to right.
4. Lope on the right lead in a half circle until even with B.
5. Perform a simple lead change.
6. Lope on the left lead to A and in a half circle until even with A.
7. Walk approximately 2 horse lengths.
8. Stop and back approximately 2 horse lengths.

Follow the instructions of your ring steward.

Walk -----

Jog - - - - -

Extended Jog — — — —

Lope —————

Lead Change

Back

Marker (B)

www.HorseShowPatterns.com

Pattern Provided by:

The Judges

©2025 HorseShowPatterns.com. All Rights Reserved.

[WH/1-87]

2025 WQHA Cowboy Summer Classic

Horsemanship All Level 1

Show Date: 07-11-13-2025

Saturday

www.HorseShowPatterns.com

Be ready with horse's tail at A.

1. Jog until even with B.
2. Extend the jog in a half circle to B.
3. Stop and perform a 180 degree turn to right.
4. Lope on the right lead in a half circle until even with B.
5. Perform a simple lead change.
6. Lope on the left lead to A and in a half circle until even with A.
7. Walk approximately 2 horse lengths.
8. Stop and back approximately 2 horse lengths.

Follow the instructions of your ring steward.

Walk -----

Jog -----

Extended Jog -----

Lope -----

Lead Change

Back

Marker (B)

www.HorseShowPatterns.com

Pattern Provided by:

The Judges

©2025 HorseShowPatterns.com. All Rights Reserved.

[WH/2-87]

2025 WQHA Cowboy Summer Classic

Saturday

Horsemanship All Breed Youth/Adult (Amateur, Select & youth)

Show Date: 07-11-13-2025

www.HorseShowPatterns.com

Be ready with horse's tail at A.

1. Jog until even with B.
2. Extend the jog in a half circle to B.
3. Stop and perform a 1 1/2 turn to right.
4. Lope on the right lead in a half circle until even with B.
5. Perform a lead change.
6. Lope on the left lead to A and in a half circle until even with A.
7. Walk approximately 2 horse lengths.
8. Stop and back approximately 2 horse lengths.

Follow the instructions of your ring steward.

Walk
Jog
Extended Jog
Lope
Lead Change
Back
Marker (B)

www.HorseShowPatterns.com

[WH/3-87]

Pattern Provided by:

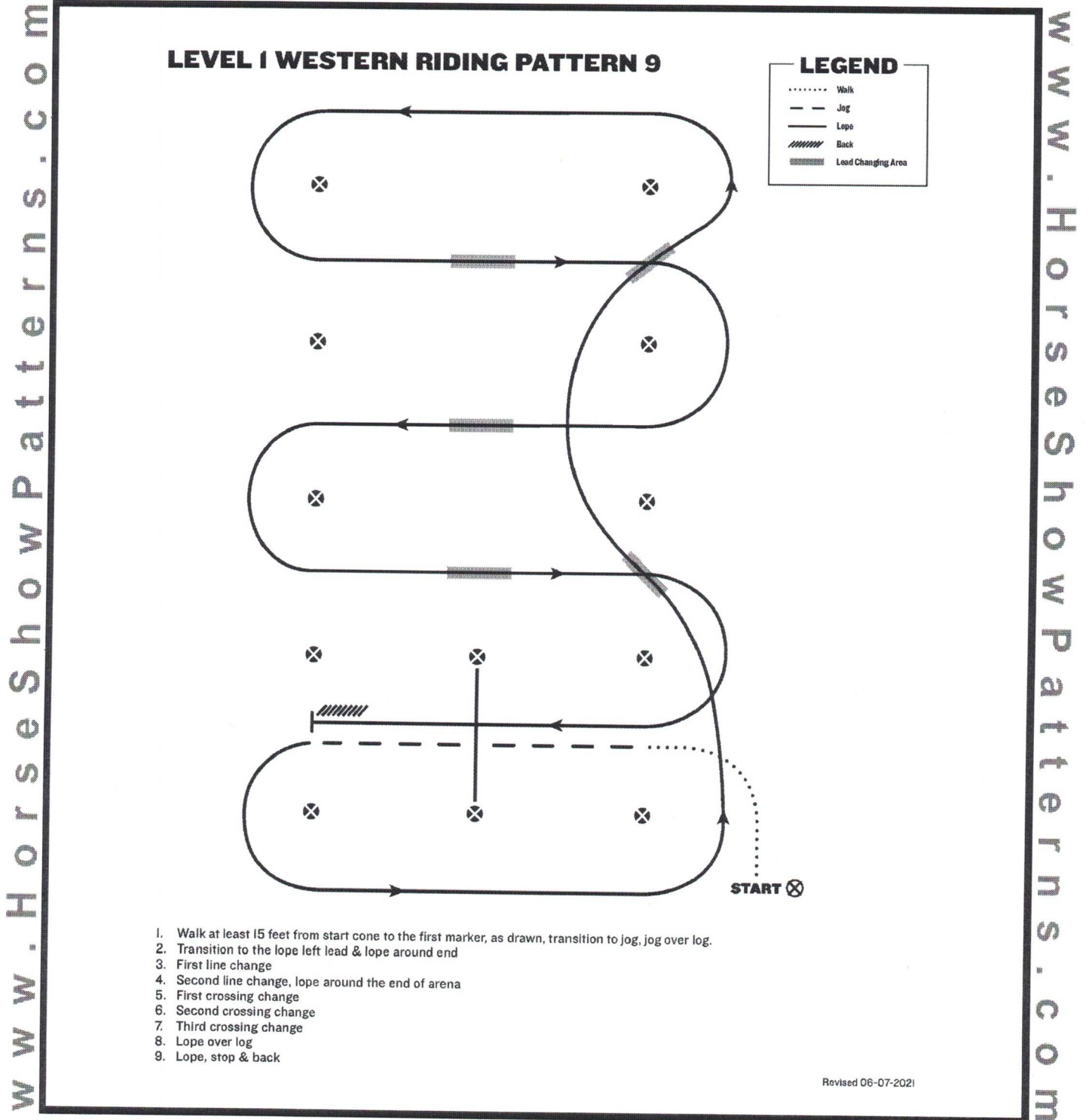
The Judges

2025 WQHA Cowboy Summer Classic

Western Riding: All Rookie & L1

Show Date: 07-11-13-2025

Saturday



Pattern Provided by:

The Judges

©2025 HorseShowPatterns.com. All Rights Reserved.

[WR/GP-9]

2025 WQHA Cowboy Summer Classic

Western Riding: All breed, Yth and Jr.

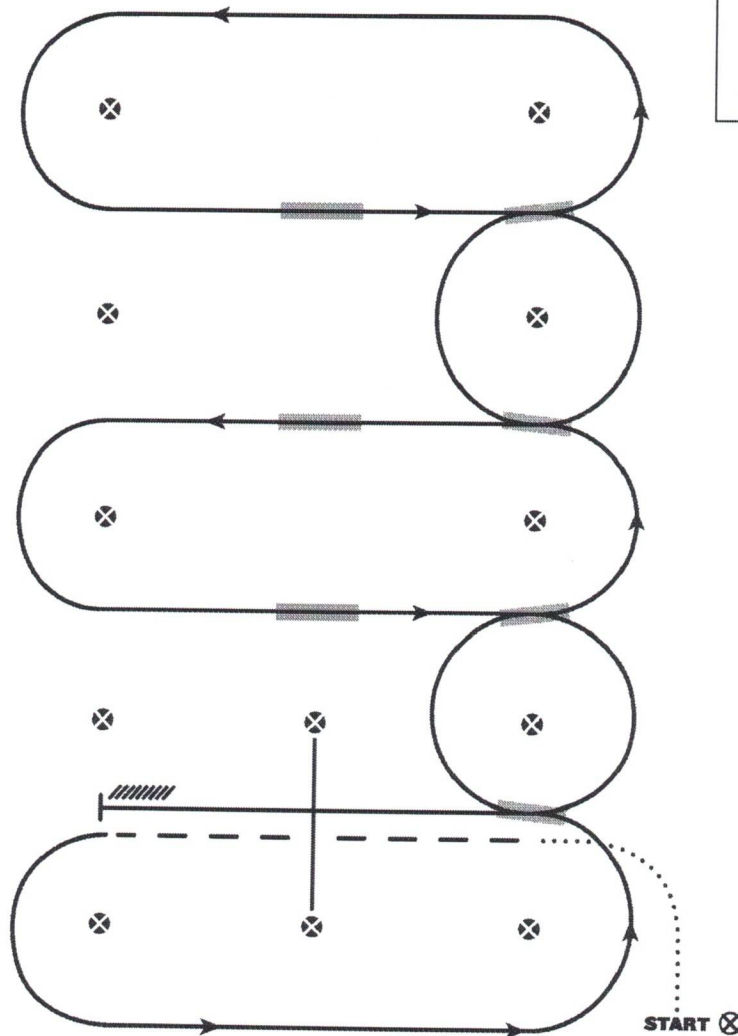
Saturday

Show Date: 07-11-13-2025

WESTERN RIDING - PATTERN 9

LEGEND

.....	Walk
---	Jog
—	Lope
////	Back
▨	Load Changing Area



1. Walk at least 15 feet from start cone to the first marker, as drawn, transition to jog, jog over log.
2. Transition to the lope left lead
3. First line change
4. Second line change
5. Third line change
6. Fourth line change
7. First crossing change
8. Second crossing change
9. Third crossing change
10. Lope over log
11. Lope, stop & back

Revised 06-07-2021

[WR/OP-9]

Pattern Provided by:

The Judges

©2025 HorseShowPatterns.com. All Rights Reserved.

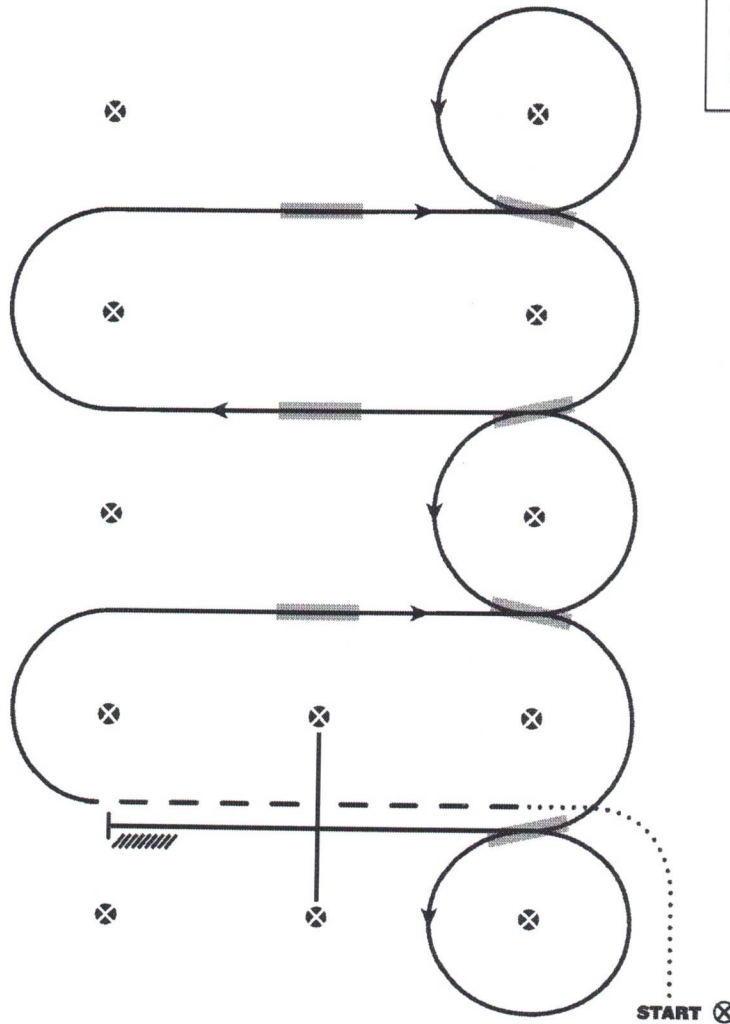

2025 WQHA Cowboy Summer Classic

Western Riding:Am/Select & Sr.

Show Date: 07-11-13-2025

Saturday

WESTERN RIDING - PATTERN 7



1. Walk at least 15 feet from start cone to the first marker, as drawn, transition to jog, jog over log.
2. Transition to the lope right lead
3. First crossing change
4. Second crossing change
5. Third crossing change
6. Circle & first line change
7. Second line change
8. Third line change
9. Fourth line change & circle
10. Lope over log
11. Lope, stop & back

Revised 06-07-2021

Pattern Provided by:

The Judges

©2025 HorseShowPatterns.com. All Rights Reserved.

[WR/OP-7]

2025 WQHA Cowboy Summer Classic

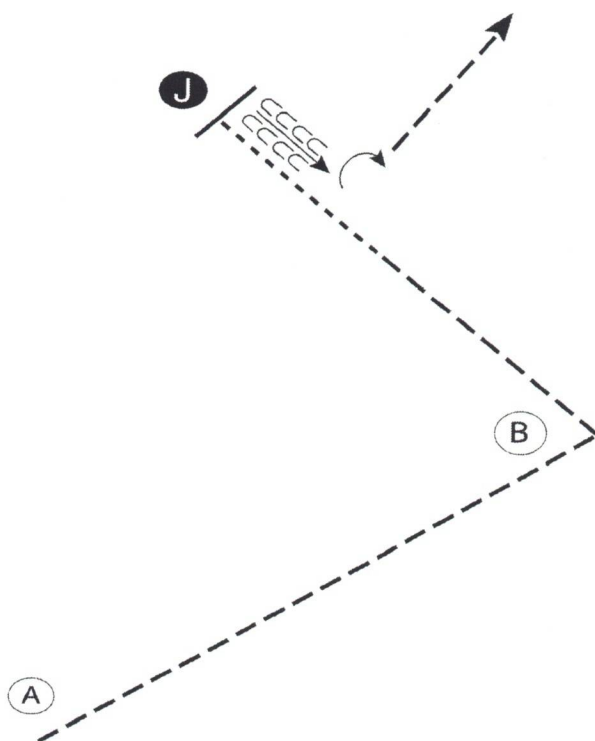
Showmanship All W/T

Show Date: 07-11-13-2025

Sunday

www.HorseShowPatterns.com

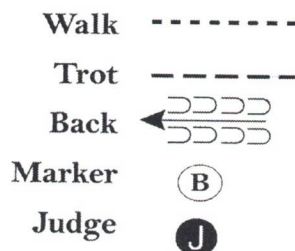
www.HorseShowPatterns.com



Be ready at A.

1. Trot to and around B and halfway to judge.
2. Walk to judge.
3. Stop and set up for inspection.
4. When dismissed back one horse length.
5. Perform a 90 degree turn and trot to the line-up.

Follow the instructions of your ring steward.



Pattern Provided by:

The Judges

©2025 HorseShowPatterns.com. All Rights Reserved.

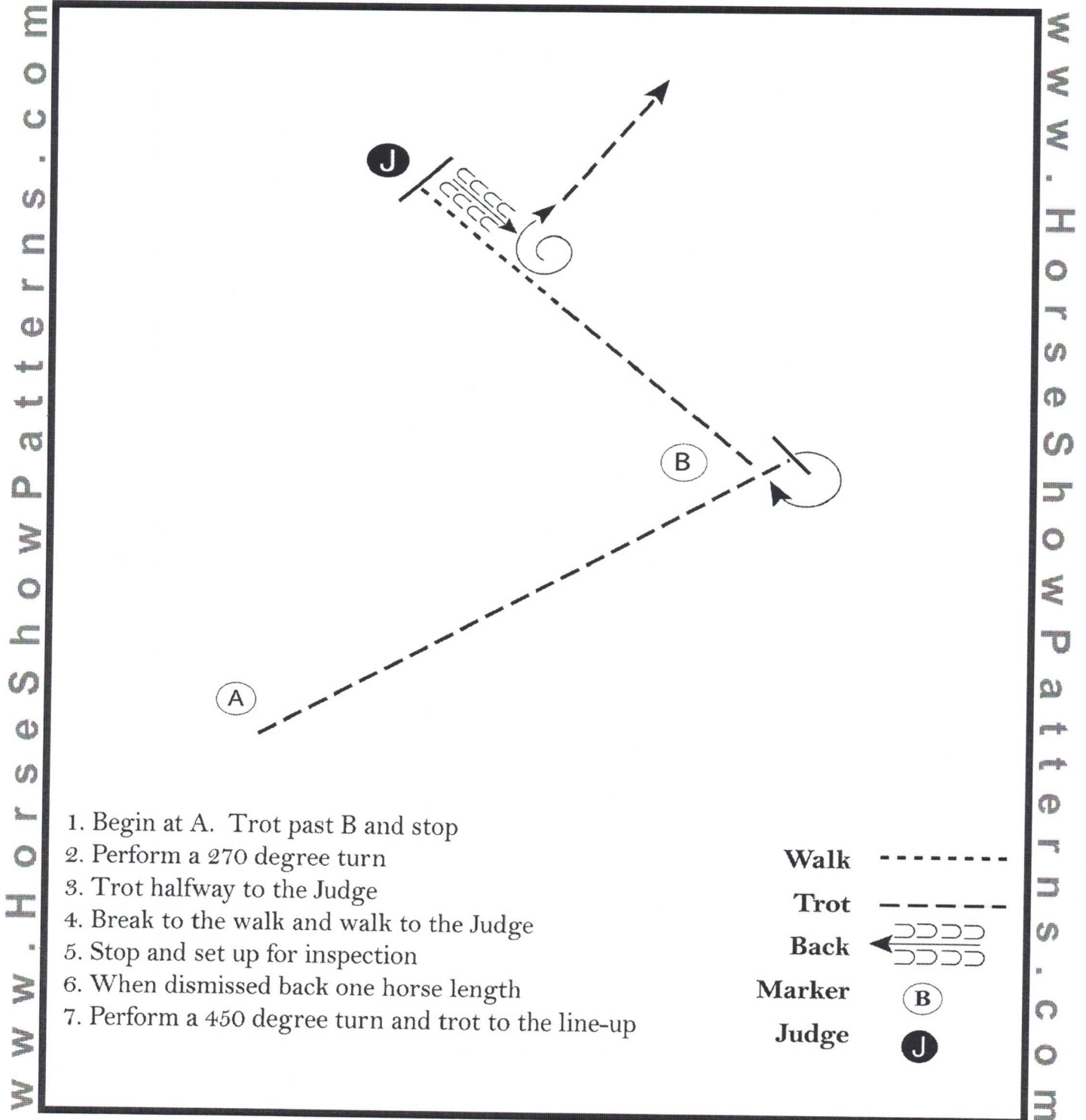
[S/WT-27]

2025 WQHA Cowboy Summer Classic

Showmanship All Breed Youth/adult

Show Date: 07-11-13-2025

Sunday



Pattern Provided by:

The Judges

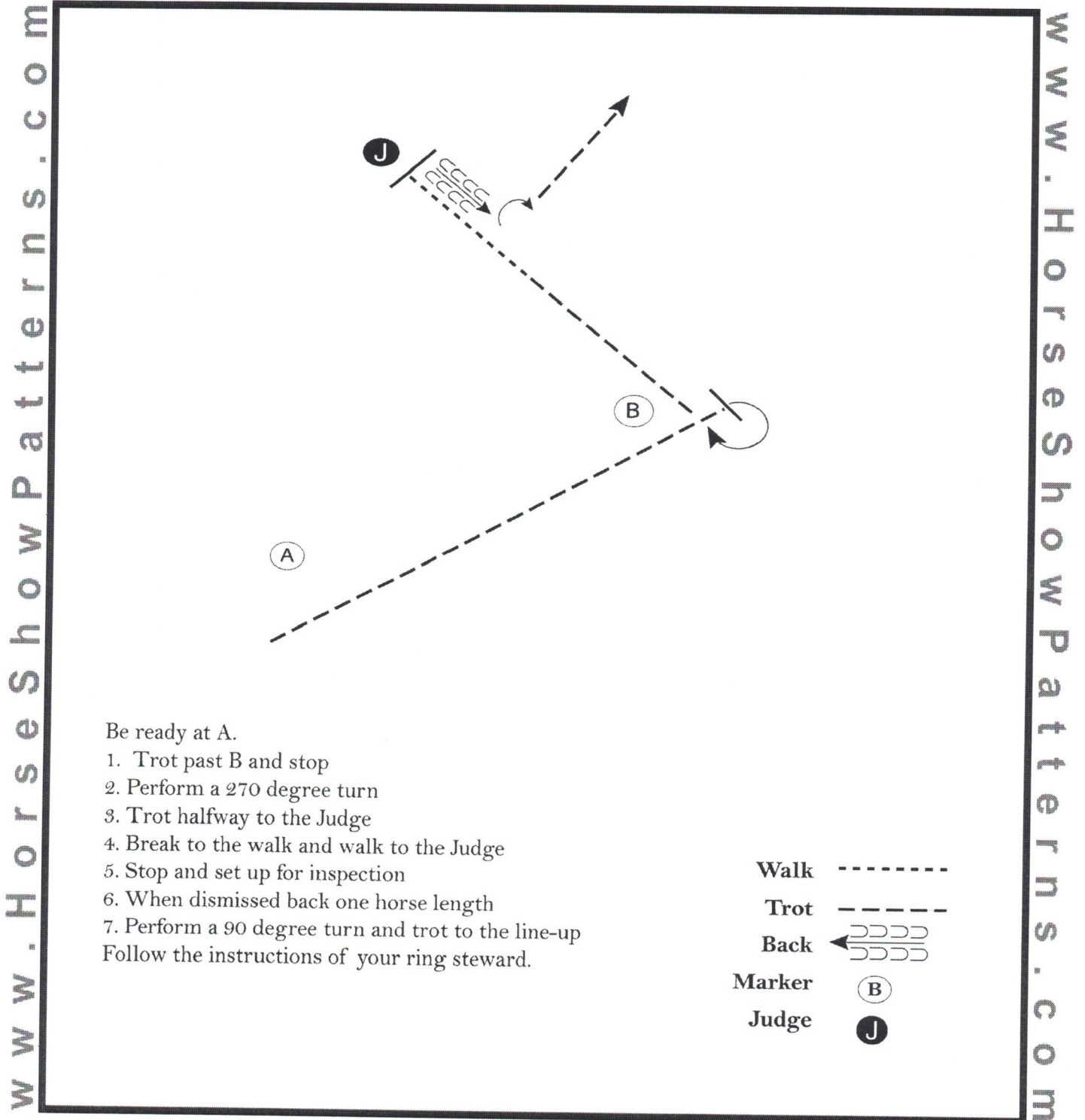
[S/2-27]

2025 WQHA Cowboy Summer Classic

Showmanship All Rookie

Show Date: 07-11-13-2025

Sunday



Pattern Provided by:

The Judges

©2025 HorseShowPatterns.com. All Rights Reserved.

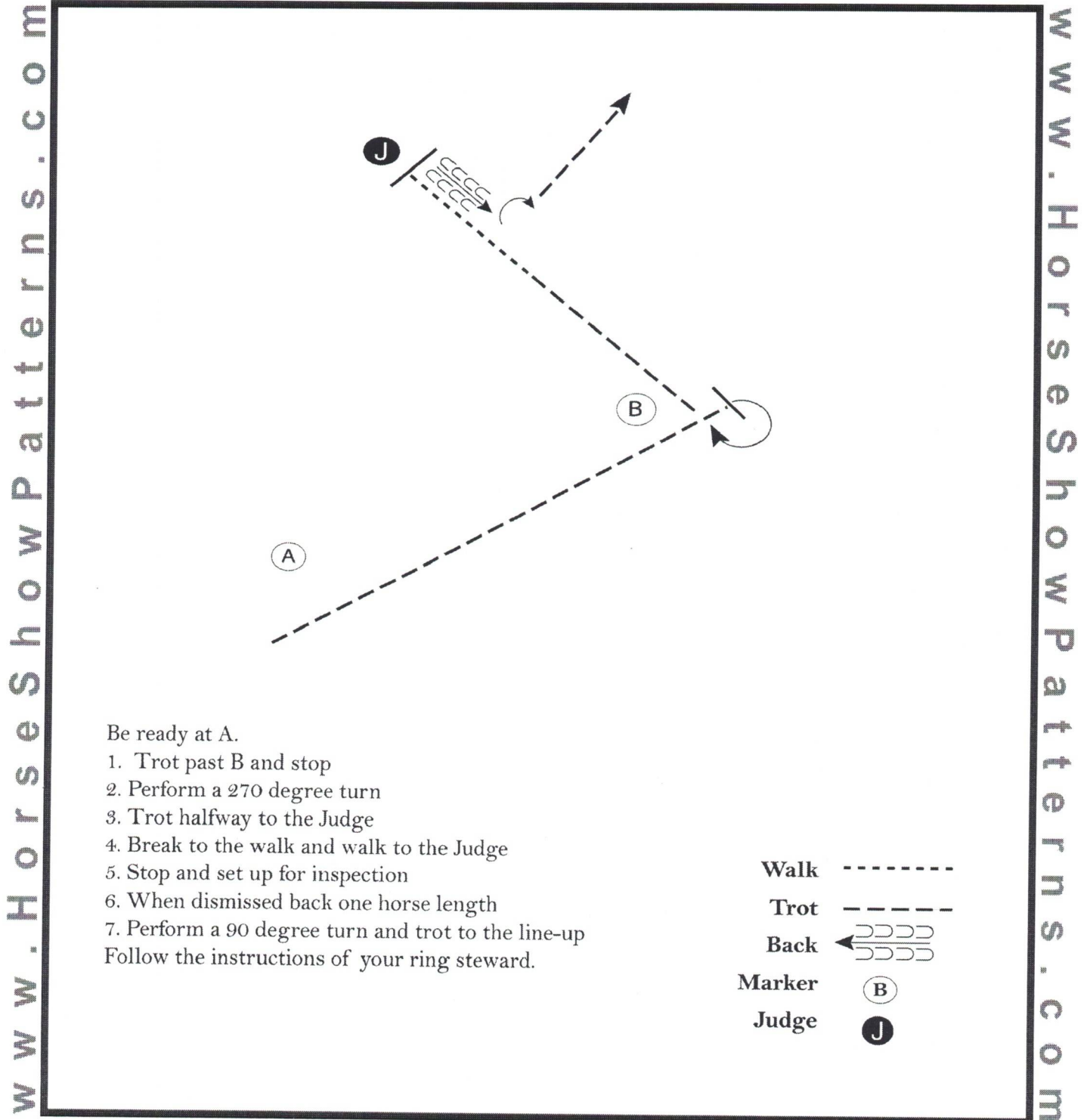
[S/1-27]

2025 WQHA Cowboy Summer Classic

ALL Showmanship L1

Sunday

Show Date: 07-11-13-2025



[S/1-27]

Pattern Provided by:

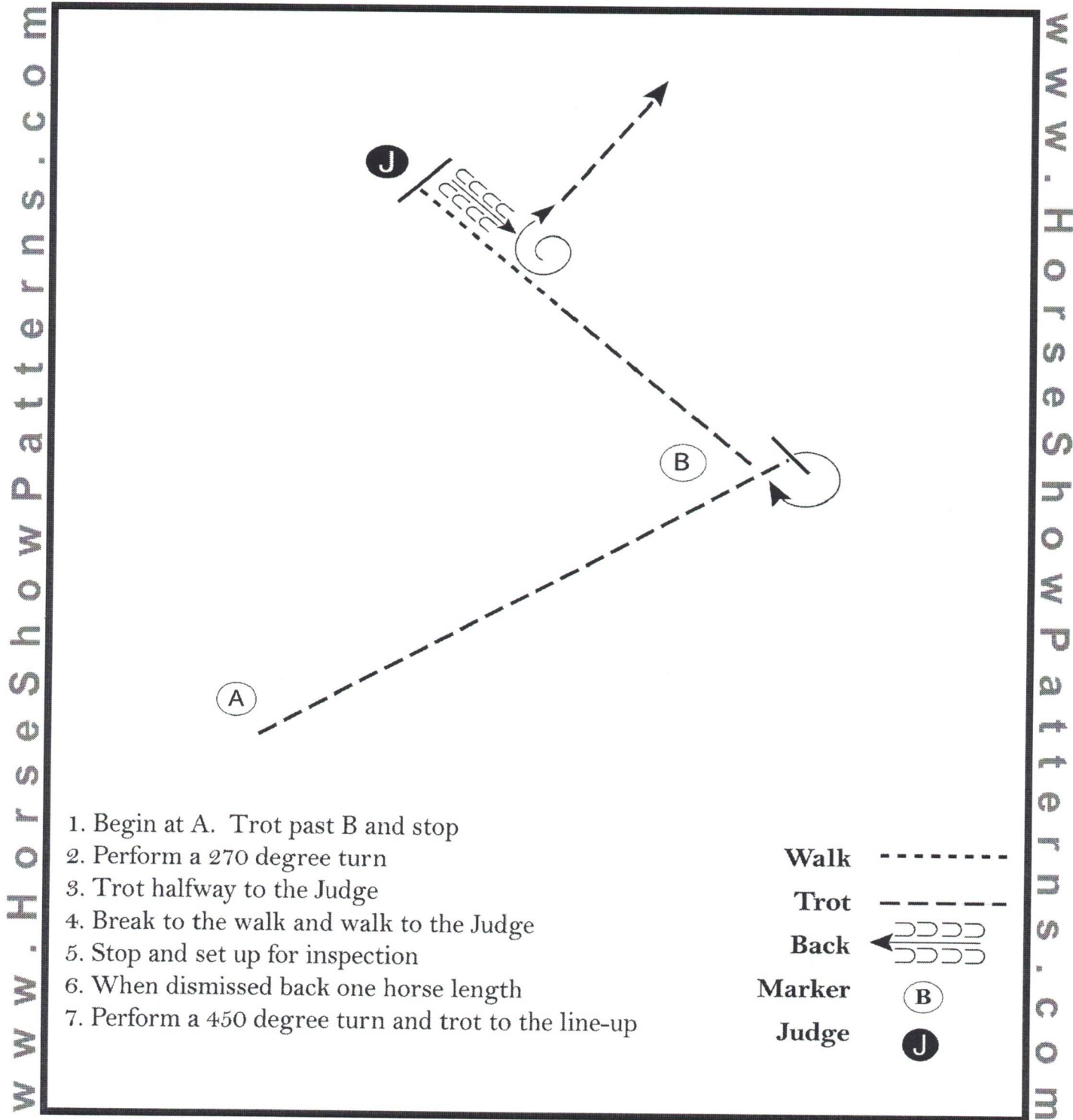
The Judges

2025 WQHA Cowboy Summer Classic

Sunday

Showmanship Am */select/ 1/4h*

Show Date: 07-11-13-2025



[S/2-27]

Pattern Provided by:

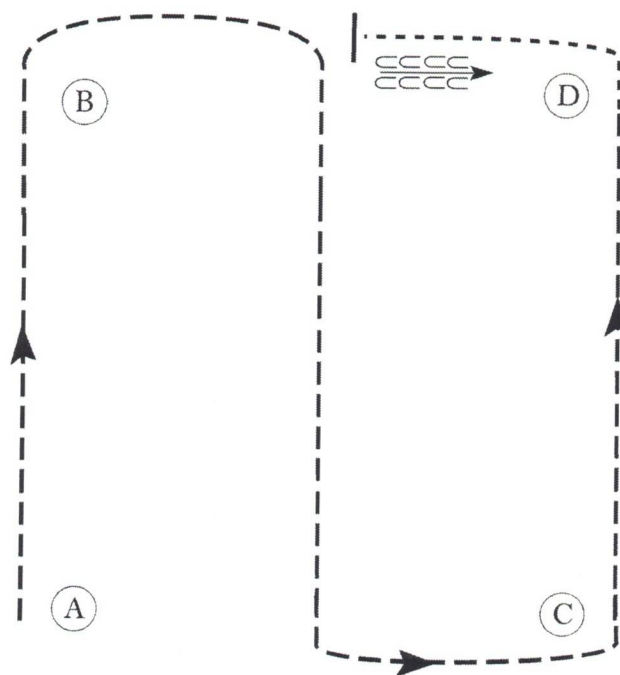
The Judges

2025 WQHA Cowboy Summer Classic

Hunt Seat Equitation W/T

Sunday

Show Date: 07-11-13-2025



Be ready at A.

1. Posting trot to and around B on the left diagonal.
2. Halfway between B and C, change diagonals.
3. Posting trot on the right diagonal to and around C.
4. Continue to trot to D.
5. At D, walk.
6. Walk until halfway to B, stop and back one horse length.

Walk	-----
Trot	- - - - -
Extended Trot	— — — —
Canter	— — — —
Leg Yield	
Lead Change	— / —
Back	← ← ← ←
Marker	(B)
Sidepass	← — — — →
Hand Gallop	— — — —

[HSE/WT-25]

Pattern Provided by:

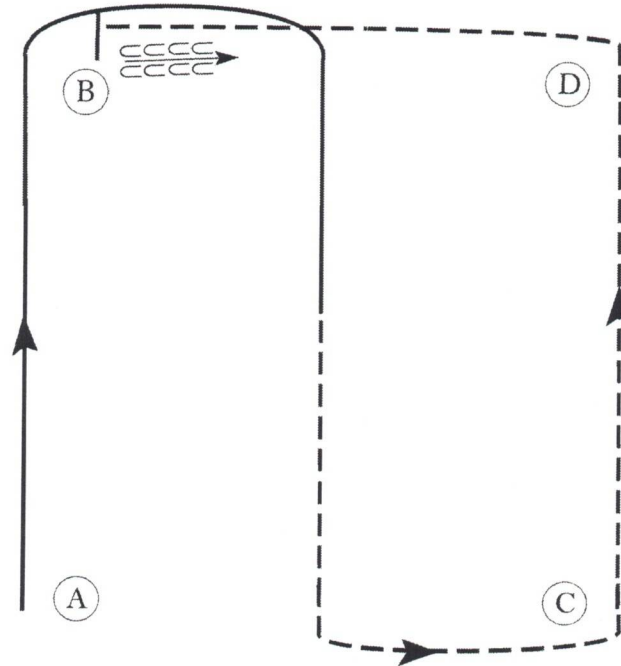
The Judges

2025 WQHA Cowboy Summer Classic

Hunt Seat Equitation Rookie/L1

Show Date: 07-11-13-2025

Sunday



Be ready at A.

1. Canter on the right lead to and around B.
2. Halfway between B and C, break to the trot.
3. Posting trot on the right diagonal to C.
5. At C, change diagonals and continue to trot to D.
6. At D, sitting trot to B.
7. At B, stop and back one horse length.

Walk	-----
Trot	- - - - -
Extended Trot	-----
Canter	-----
Leg Yield	
Lead Change	---/---
Back	←←←←←
Marker	⊙
Sidepass	←---→
Hand Gallop	-----

[HSE/1-25]

Pattern Provided by:

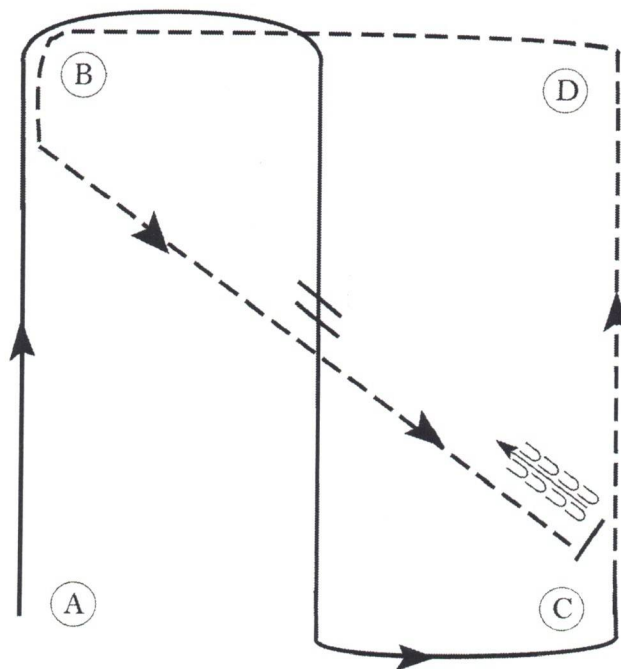
The Judges

2025 WQHA Cowboy Summer Classic

Hunt Seat Equitation All Breed & yth

Sunday

Show Date: 07-11-13-2025



Be ready at A.

1. Canter on the right lead to and around B.
2. Halfway between B and C, change leads.
3. Canter on left lead to and around C.
4. Posting trot on the left diagonal from C to D.
5. At D, change diagonals and continue to trot to B.
6. At B, sitting trot to C.
7. Stop and back one horse length at C.

Walk	-----
Trot	- - - - -
Extended Trot	-----
Canter	=====
Leg Yield	
Lead Change	↗ ↘
Back	←←←←←
Marker	Ⓚ
Sidepass	←-----→
Hand Gallop	=====

[HSE/2-25]

Pattern Provided by:

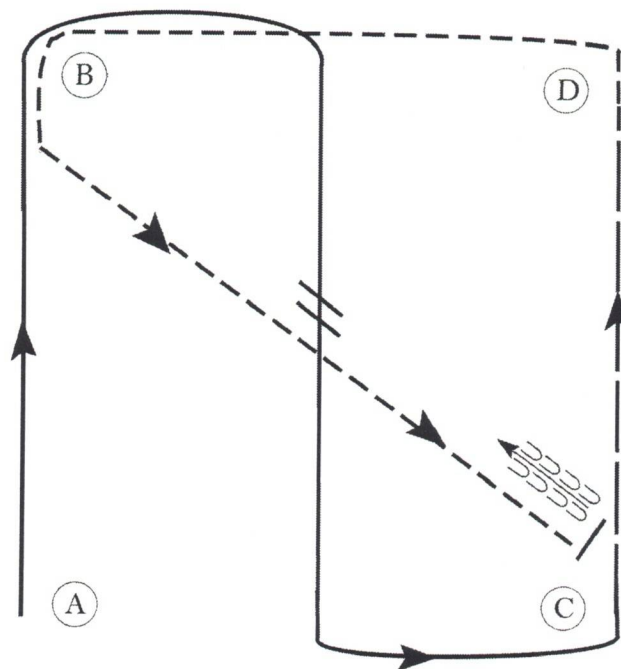
The Judges

2025 WQHA Cowboy Summer Classic

HSE All Amateur/Select

Sunday

Show Date: 07-11-13-2025



Be ready at A.

1. Canter on the right lead to and around B.
2. Halfway between B and C, change leads.
3. Canter on left lead to and around C.
4. Hand gallop from C to D.
5. At D, perform a posting trot on the right diagonal.
6. At B, two point at the trot until halfway to C.
7. Sitting trot to C.
8. Stop and back one horse length at C.

Walk	-----
Trot	- - - - -
Extended Trot	_____
Canter	_____
Leg Yield	
Lead Change	↗ ↘
Back	←←←←←
Marker	⊙
Sidepass	←→
Hand Gallop	_____

[HSE/3-25]

Pattern Provided by:

The Judges