
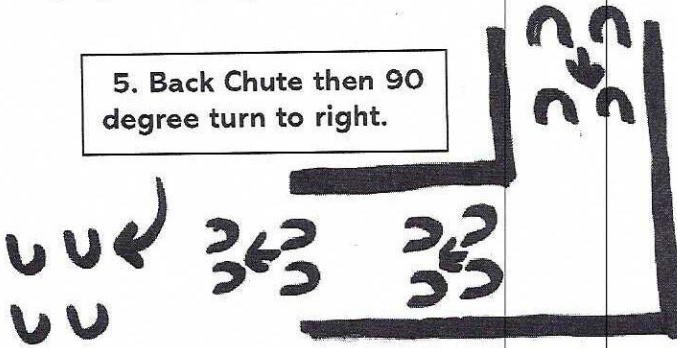


4. Side-Pass Log to the Left. Turn 180 either way



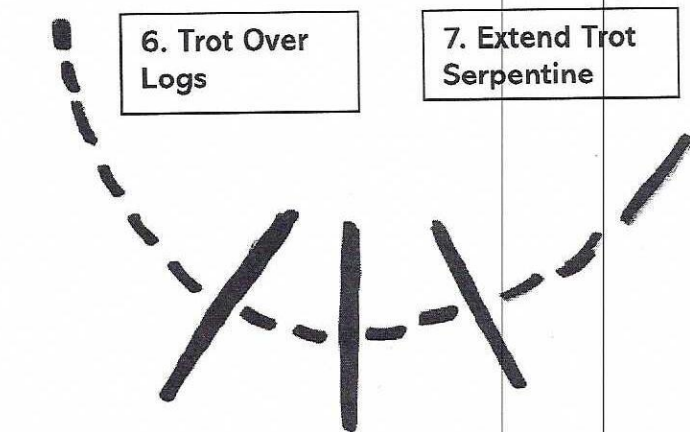
8. Lope Right Lead over Logs to Finish

5. Back Chute then 90 degree turn to right.



6. Trot Over Logs



7. Extend Trot Serpentine



3. Extend Trot to Bridge. Walk Over Bridge to Side-Pass Log

2. Complete Drag Figure 8 at Walk or Trot. Note: All Youth, Rookie & Level 1 Amateur Walk or Trot Figure 8. \*No Dragging\*

1. Work Gate then Extend Walk to Drag



Finish