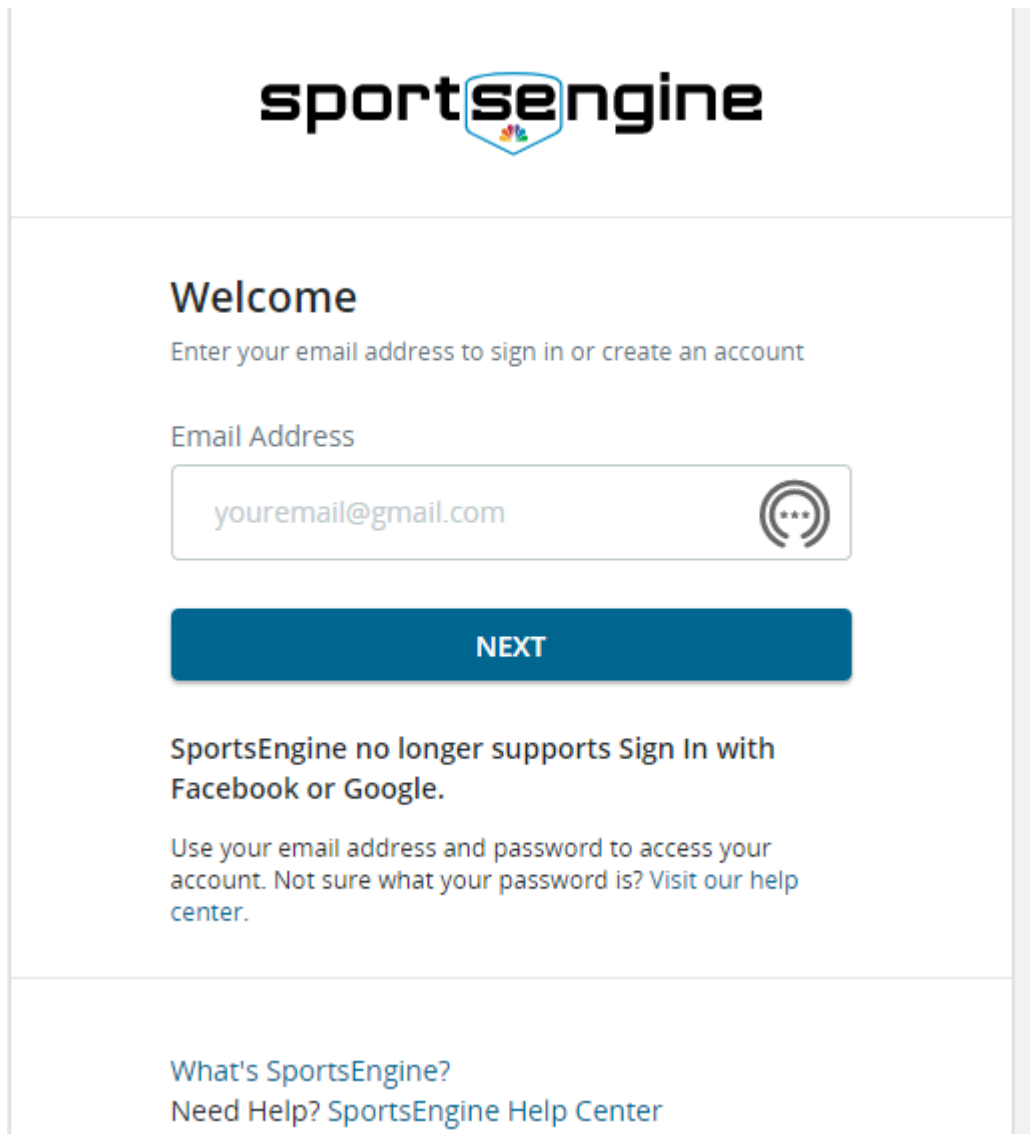


How to Take SafeSport, IMPACT or Background Screening

Start on the OVR Home Page: <https://www.ovr.org/index.php>

In the upper right, click on: SportsEngine Login: <https://app.sportngin.com/user>

This will take you to USA Volleyball's membership system called: SportsEngine. Here is what the initial login page will look like:



sportengine

Welcome

Enter your email address to sign in or create an account

Email Address

[Forgot your password?](#)

NEXT

SportsEngine no longer supports Sign In with Facebook or Google.

Use your email address and password to access your account. Not sure what your password is? [Visit our help center.](#)

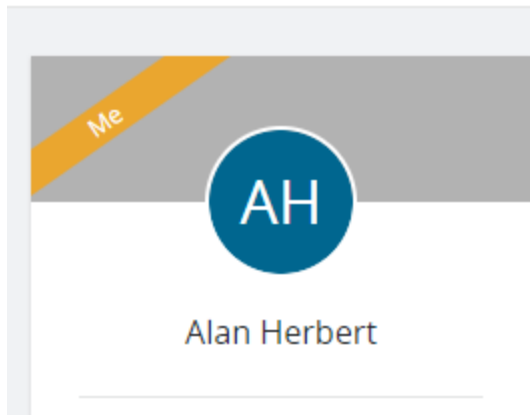
[What's SportsEngine?](#)
[Need Help? SportsEngine Help Center](#)

Log in with your Email Address and then Password. If you do not remember your password, use the "Forgot?" link at the top middle of the screen

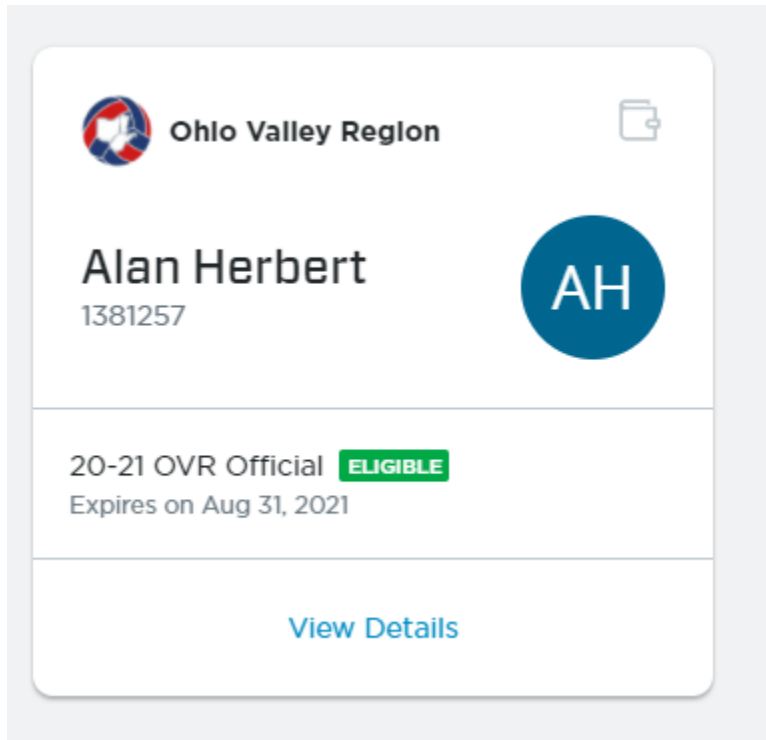
After you log into SportsEngine, in the menu on the left, click on: Household

You should see a box with your initials like:

Household

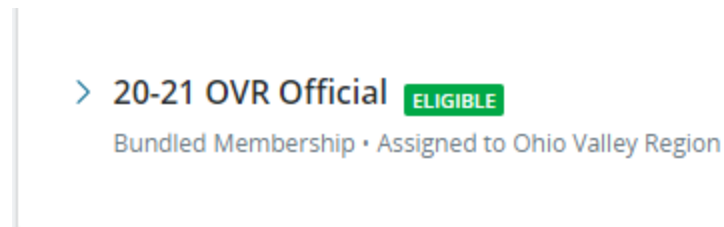


Click on your initials. Now, look for a box like:



Click on "View Details".

Now click on the ">" in this box:



You should be given a link to be able to complete any requirement like Background Screening, IMPACT and SafeSport. Here is an example for SafeSport:

SafeSport Certification - Refresher 1

With SafeSport, you will take the courses in sequence. The first course you take is:

SafeSport Certification – Core

After that expires, you will take SafeSport Certification – Refresher 1

After that expires, you will take SafeSport Certification – Refresher 2

Etc.

The system will automatically present you with the one you need to complete. Certifications are good for one season and expire on August 31 each year.