



AeroPure 3000

Hypo-Allergenic Cleaning System

Owners Manual

This Owner's Manual Includes
Instructions for the AeroPure
Model 3000 Hypo-Allergenic
Cleaning System.

Please Read Complete Owner's
Manual carefully before using your
AeroPure 3000 Hypo-Allergenic
Cleaning System.

FVS, Inc.
P.O. Box 470139
Broadview Heights, Ohio 44147

WARNING

Cleaning System assembly includes small parts which may be hazardous to small children.

KEEP OUT OF REACH OF SMALL CHILDREN

Table of Contents:

IMPORTANT SAFETY INSTRUCTIONS

Important Safety Information.....1
Grounding Information.....2

Getting Started

Your AeroPure 3000 Hypo-Allergenic Cleaning System.....3
Your AeroPure Model.....4
Assembling & Operating Your AeroPure.....5
Main Power Switch.....6
Selecting Floor Surface Setting.....6
Attachment Tools.....7
Edge Cleaning.....8
Transporting & Storing Your AeroPure.....9

Maintenance

Replacing Roller Brushes.....9
Changing Filters & Emptying Dirt Container.....10-13

Troubleshooting

Removing Clogs.....14
Removing Jams.....15
Motor Protection System.....15
Troubleshooting16

Warranty Information

5-Year Residential Limited Warranty.....17
90-Day Commercial Limited Warranty.....18
Lifetime Motor Protection Plan.....19
Maintenance Record for you.....20
A Note From the Owner.....21

IMPORTANT SAFETY INSTRUCTIONS

WARNING: When using an electrical appliance, basic precautions should always be followed, including the following:

READ ALL INSTRUCTIONS BEFORE USING THIS APPLIANCE

WARNING: To reduce risk of fire, electric shock or injury to yourself or others, please follow these instructions:

1. Do not leave appliance when plugged in. Unplug from outlet when not in use and before servicing.
2. Do not use outdoors or on wet surfaces.
3. Do not allow to be used as a toy. Close attention is necessary when used by or near children.
4. Use only as described in this manual. Use only manufacturer's recommended attachments.
5. Do not use with damaged cord or plug. If appliance is not working as it should, has been dropped, damaged, left outdoors, or dropped into water, contact your local Filtrapor dealer for service.
6. Do not pull or carry by cord, use cord as a handle, close a door on cord, or pull cord around sharp edges or corners. Do not run appliance over cord. Keep cord away from heated surfaces.
7. Do not unplug by pulling on cord. To unplug, grasp the plug, not the cord.
8. Do not handle plug or appliance with wet hands.
9. Do not put any object into openings. Do not use with any opening blocked; keep free of dust, lint, hair, and anything that may reduce airflow.
10. Keep hair, loose clothing, fingers, and all parts of body away from openings and moving parts.
11. Turn off all controls before unplugging.
12. Use extra care when cleaning on stairs.
13. Do not use to pick up flammable or combustible liquids, such as gasoline, or use in areas where they may be present.
14. Do not use without dust bag and/or filters in place.
15. Do not pick up anything that is burning or smoking, such as cigarettes, matches, or hot ashes.
16. This appliance is provided with double insulation. Use only identical replacement parts. See instructions for Servicing of Double-Insulated Appliances.
17. To reduce the risk of electric shock, this appliance has a polarized plug (one blade is wider than the other). This plug will fit in a polarized outlet only one way. If the plug does not fit fully in the outlet, reverse the plug. If it still does not fit, contact a qualified electrician to install the proper outlet. Do not change the plug in any way.

SAVE THESE INSTRUCTIONS

IMPORTANT SAFETY INSTRUCTIONS

SERVICING OF DOUBLE-INSULATED APPLIANCES

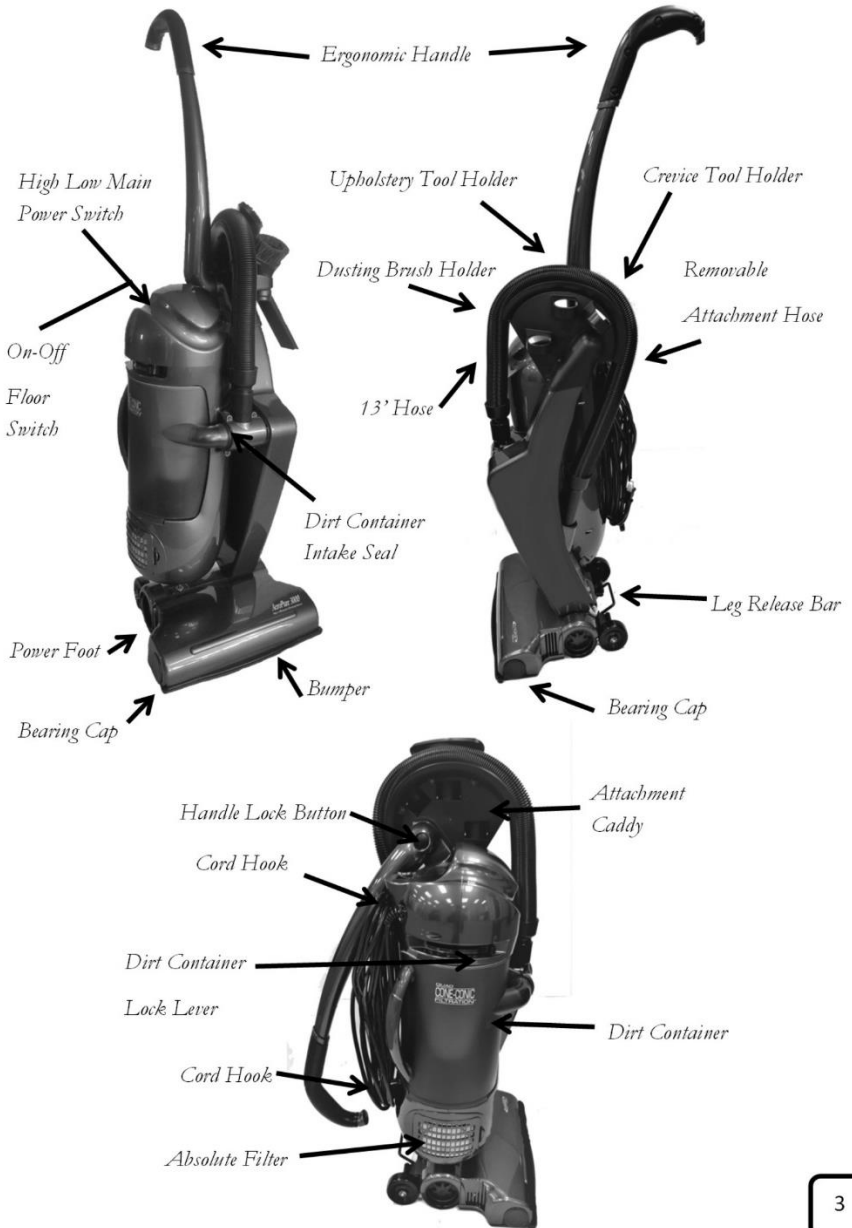
A double-insulated appliance is marked with one or more of the following:
The words "DOUBLE INSULATION" or "DOUBLE INSULATED" or the
double insulation symbol (square within a square).



In a double-insulated appliance, two systems of insulation are provided instead of grounding. No grounding means is provided on a double-insulated appliance, nor should a means for grounding be added to the appliance. Servicing a double-insulated appliance requires extreme care and knowledge of the system, and should be done only by qualified service personnel. Replacement parts for a double-insulated appliance must be identical to the parts they replace.

Getting Started

Your AeroPure 3000 Hypo-Allergenic Cleaning System



Getting Started- Continued

Your AeroPure Model 3000

- 2-Speed switch
- 27' power cord
- 13' hose and on-board attachments
- On-board attachments
- Ergonomic push handle

Additional Features

- 2-Motor upright
- Quad cone-conic filtration
- Roller Brush off/on bare floor switch
- Front and side edge cleaning
- Non-marring wheels
- Power brush easy clean out
- Geared roller brush belt system
- All sealed bearings
- Fold down handle easy to carry



Go to

www.AeroPure.us

To view our "AeroPure use and care video" under the "Products" tab.

Getting Started — Continued

Assembling & Operating your AeroPure

When first opening your AeroPure 3000 Hypo-Allergenic Cleaning System remove from packaging and dispose of all packing materials.

Push unlock button and pull handle to upright position.

(fig. 1&2)

To operate, remove the power cord by turning clockwise the quick release hook downward, enabling the cord to drop off the handles. Be sure to return the storage hook to its upright position before rewinding the cord for storage. (Fig. 3)



Note: this cleaning system is equipped with a polarized alternating current line plug (which features one blade that is wider than the other). The plug will only fit into a polarized outlet one way. Do not force plug into outlet, reverse the plug and then plug back into outlet. If you still have difficulties with the polarized plug, contact a qualified electrician to install a polarized outlet. Do not attempt to force the plug or alter it in any way. (Fig. 4)



Getting Started — Continued


Main Power Switch

Turn on your AeroPure by pressing the toggle switch to high [HI] speed position for carpets, or normal speed (LO) for general cleaning and light cleaning (curtains) with hose.

Note: Roller brush will not work unless main power switch is in high speed position.

Selecting Floor Surface Setting

The AeroPure has a floor surface setting switch, which allows for appropriate use of the different types of surfaces you choose to vacuum.



Note: Roller brushes will not work unless main power switch is in high speed position.

For cleaning carpets, turn the floor (roller brush) switch on (symbol —) for carpet.

For bare floors, such as hardwood, tile, or linoleum, turn the roller brush switch off (symbol O) to disengage the roller brush.

AeroPure also includes a low 3.5 inch clearance housing that enables you to easily clean under furniture. Simply lower handle unit to a low, in-use position to clean areas from 1-2 feet under beds, couches and tables.



Getting Started — Continued

Attachment Tools

The AeroPure 3000 includes an extension wand and three (3) ride on attachments that are placed for easy access on the attachment caddy. Included with the AeroPure 3000 are a dusting brush, upholstery tool, crevice tool and floor and wall brush.


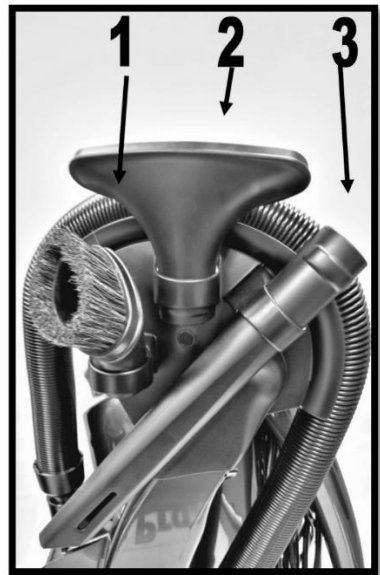
(1) **Dusting brush** - The Dusting Brush attachment is made with fine horse hair which offers a non-abrasive cleaning brush that will not scratch or mar surfaces. The dusting brush may be used to clean tabletops, shelving, window blinds and other hard surfaces.

(2) **Upholstery Tool** - The upholstery tool is made of fine horse hair and is ideal for vacuuming chairs, sofas, and draperies.

(3) **Crevice Tool** - The crevice tool simplifies cleaning the hard-to-reach areas such as corners and under seat cushions.

(4) **10-in Floor and Wall Brush** -

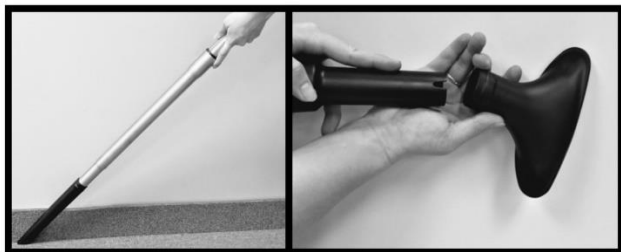
The 360° swivel permits convenient cleaning of hardwood and tile floors, walls and ceiling fans.



Getting Started — Continued

All attachment tools can be attached to the extension wand or can be used with the direct hook-up to the cleaning hose. For your convenience, the cleaning hose measures a compact 27 inches, but can expand up to 13 ft. in length.

When attaching tools to the extension wand or directly to the hose, position the tool at the opening of the wand or hose and make a 1/4 inch turn to secure the tool by locking it in place. Before attaching the hose, detach hose from the inlet tube.



Edge Cleaning


Your AeroPure 3000 Hypo

Allergenic Cleaning System is designed with an exclusive edge cleaning system that allows you to effectively clean around baseboards without the use of attachments. When cleaning, direct the vacuum unit straight into the wall, using a firm, but gentle pressure. The AeroPure 3000 Edge-Cleaning System design allows the cleaning power of the vacuum to remove dirt and dust from hard to reach areas.

Turning Off Your Cleaning System

After cleaning is complete, press the toggle off (symbol O) position and remove power cord from outlet.

Store power cord around the cord hooks by winding the power cord into a figure 8 and clip the plug end onto the cord.



Getting Started — Continued

Transporting & Storing Your AeroPure

To carry your AeroPure 3000, push down the handle-lock button and fold the handle counter-clockwise to down position until it locks into place.

Make sure the main motor unit is locked into an upright position.

Now, lift your AeroPure 3000 with the carrying handle and transport as needed.



Maintenance

IMPORTANT: The brushes on any cleaning system unit wear and soften with use, reducing its cleaning ability and effectiveness. To maintain maximum cleaning effectiveness, the manufacturer suggests replacing the roller brush every two years. To contact a local authorized dealer call 1-800-281-6242 or log onto www.AeroPure.us.

Go to www.AeroPure.us to view our “AeroPure Use & Care Video” under the “Products” tab.

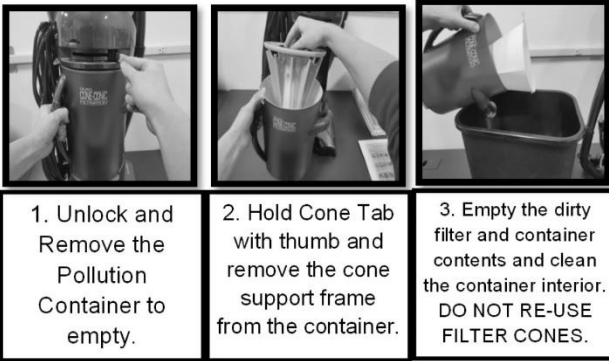
Maintenance — Continued

Changing Filters & Emptying Dirt Container

When dirt and dust have accumulated to the top of the dirt container, the dirt container and cone filter need to be emptied and changed.

For best results, change cone filter on a regular basis, even if not completely filled. A dirty filter or dirt container that is full will affect the suction of the vacuum and can create excessive motor heat, possibly damaging the motor.

To Empty Dirt Container:



IMPORTANT:

Do not reuse cone Pre-filters. Doing so may void the warranty. Use only genuine AeroPure replacement filters. See local dealer for replacement filters.

WARNING:

Make sure cone pre-filter and pleated filter Safety Cartridges are both in place. Do not operate vacuum without filters. Damage to motor may occur and your warranty will be voided.

Maintenance — Continued

Changing Filters & Emptying Dirt Container — Continued

To Replace Cone Pre-Filter



4. Place the cone support frame onto a flat surface; place clean filter cone over cone support frame.



5. When the clean filter cone is in place the cone will cover the cone support frame and the gray gasket.



6. Place the new filter with the cone support frame back into the empty container and be sure to line up the thumb tab with the container handle (both tabs should be visible).



7. Use your left pointer finger to line up the dirt container track and slide the dirt container into place.



8. Firmly hold the container in place and slide the latch into the lock position and you are ready to begin cleaning.


Maintenance — Continued

Changing Filters & Emptying Dirt Container — Continued

Safety Cartridge Replacement: Replace every 6 months or when dirty.




1. To replace the Safety Cartridge simply remove the filter cone support frame from the dirt container.



2. Firmly press and hold down the release button on the top of the support frame while firmly pulling and twisting the dirty Safety Cartridge from the frame support until filter is released.



3. Discard the dirty Safety Cartridge.



4. Place the end of the new Safety Cartridge with the word "TOP" imprinted on it into the cone support frame.



5. Do not force the Safety Cartridge; Gently twist while pushing will help lock the Safety Cartridge into the cone support frame.



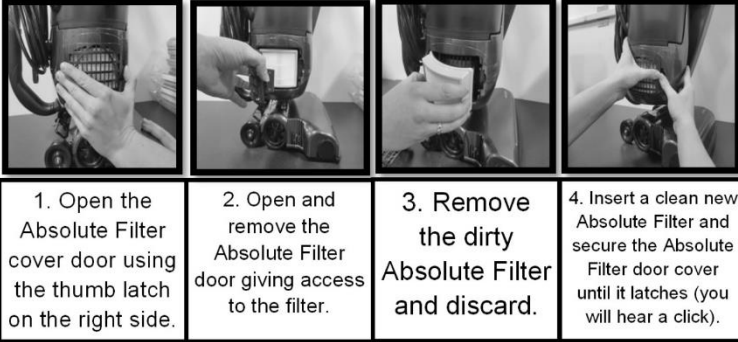
6. Follow Steps 6 –8 above for filter cone replacement.

IMPORTANT: The pleated filter Safety Cartridge is a unique third level filtration for the AeroPure Hypo Allergenic Cleaning System. It is necessary to change the pleated filter Safety Cartridge semi-annually. Use only genuine AeroPure replacement filters. See local authorized dealers for replacement filters.

Maintenance — Continued

Changing Filters & Emptying Dirt Container — Continued

To Replace The Absolute Filter Cartridge:



Replace every 6 months or when dirty.

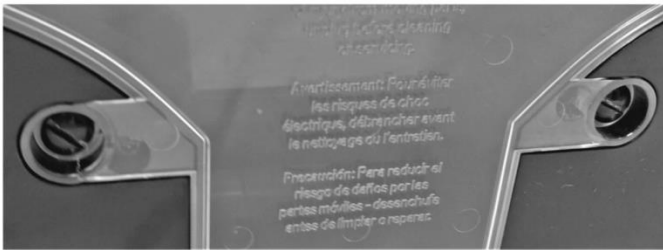
IMPORTANT:

To maintain proper cleaning power and air filtration quality of your AeroPure 3000 Hypo-Allergenic Cleaning System, it is necessary to replace the Absolute Filter cartridge semi-annually to maximize indoor air quality and cleaning ability of the AeroPure 3000 Hypo-Allergenic cleaning system. Use only genuine AeroPure Filters. See local authorized dealers for replacement filters.

Troubleshooting

Removing Clogs

1. A clean-out chamber can be found on the bottom of the power foot. Remove the two (2) access plate screws with a flat head screw driver and remove the access plate.
2. Remove any obstruction or debris from the clean-out chamber.
3. Replace the clean-out access plate and replace the screws.



Go to www.AeroPure.us to view our “AeroPure Use & Care Video” under the “Products” tab.

Troubleshooting—Continued

Removing Jams from Roller Brush

If an object becomes trapped in the AeroPure Roller brush, the unit will automatically shut off the power foot motor and the RED circuit breaker button located on the power foot motor.

1. Turn the unit off by pressing the main power switch to the “OFF” [O] position, press the roller brush switch to the “OFF” [O] position and unplug the power cord from the outlet.
2. Remove object from the roller brush
3. Press to reset the RED circuit breaker button on the power foot, re-insert power cord to outlet and turn unit back on by pressing the main and roller brush switches to the “ON” position and continue vacuuming.



Motor Protection System

If materials such as soot, cement, plaster dust, copy machine powder, etc. are picked up, the filter cone surface may seal and cause the airflow to be restricted to the motor. This will activate the pressure relief valve to avoid over heating. You may hear a whistling sound from the motor, experience a loss of suction, or expelling debris from the front of the power foot, indicating you have clogged your system. Please shut down unit, empty the dirt container, replace filters, and remove all visible clogs. Empty dirt container and replace filters. Check and clear any clogs in the hose or access plate or junction plate at the top of the machine. After changing the filters and/or removing clogs, the motor will have cooled and the AeroPure vacuum will be ready to continue use.

Troubleshooting—Continued

Problem	Possible Cause	Suggested Solution
Loss of Cleaning Ability On Unit	Dirt Container is Full	Empty Dirt Container
	Filters may be Dirty	Inspect cone pre-filter, pleated filter Safety Cartridge and Absolute filter cartridge and replace if necessary
	Roller Brush not spinning	Turn the speed setting to "high" AND/OR press floor switch to the [—] position to engage roller brush
	Power foot circuit breaker may not have been tripped	Reset circuit breaker according to Owner's Manual instructions
	Roller Brushes may need to be replaced	Contact your local service center
	Unit may be clogged	Check clean out chamber and hose for obstructions and remove them.
	Belt may be broken	Take unit to Authorized AeroPure dealer for inspection
Vacuum will not turn on	Unit not properly plugged in	Unplug power cord and reinsert firmly into outlet
	Tripped breaker or fuse	Check breaker or fuse box in your home
	Service required	Call 1.800.281.6242 for an authorized service dealer or log onto www.AeroPure.us
Dust is escaping from vacuum unit	Filters are not installed correctly	Review filter installation instructions for cone pre-filter, pleated filter Safety Cartridge and Absolute filter cartridge
	Gaskets may not be sealed correctly	Take AeroPure to authorized dealer for inspection
All service repairs should be completed by an authorized service dealer. For the nearest authorized service dealer please call 1.800.281.6242, or visit online at www.AeroPure.us		

5-Year Residential Limited Warranty

FVS, Inc. ("FVS") warrants your AeroPure Model 3000 Hypo-Allergenic Cleaning System to be free of defects in materials and workmanship for five (5) years, commencing on the date of purchase. This five (5) year warranty applies only to the two motors in the AeroPure Model 3000 Hypo-Allergenic Cleaning System, and to no other parts or features of the unit. FVS also warrants your AeroPure Model 3000 Hypo-Allergenic cleaning system to be free of defects in materials and workmanship for two (2) years, commencing on the date of purchase. This warranty applies to the entire Model 3000 Hypo-Allergenic Cleaning System, except for filters, roller brushes, belts, bearings, and seals, which are excluded from and not covered by the warranty.

Your warranty includes the entire cost of parts and labor needed to make any warranty repair. The warranty does not cover labor charges for items not covered by the warranty, or labor charges associated with ordinary maintenance of the unit.

This warranty is provided only to the first owner of the Model 3000 Hypo-Allergenic Cleaning System; it does not apply to subsequent owners. In addition, this warranty applies only if the unit has solely been used for household, residential purposes by the owner in his or her own dwelling. Any other use of the Model 3000 Hypo-Allergenic Cleaning System immediately terminates the warranty. In addition, this warranty does not apply to any damage to the unit resulting from any misuse or abuse of the unit, or any failure to regularly replace filters and to perform regular maintenance and upkeep, as fully set forth in the owner's manual. This warranty also does not apply to any damage resulting from repair or service work performed by any person or entity other than an authorized AeroPure service center, or to any damage resulting from the use of non-genuine filters, parts, or supplies, or to any damage resulting from fire or an act of god.

This warranty only applies if the Model 3000 Hypo-Allergenic Cleaning System was purchased from an authorized AeroPure dealer. FVS does not provide any warranty on an AeroPure Model 3000 Hypo-Allergenic Cleaning System purchased from any seller other than an authorized AeroPure Dealer.

To obtain warranty service on your unit or any part thereof, bring or ship (at your expense) the defective unit or part (accompanied by written proof of purchase which identifies the date of purchase and the original purchaser), to the authorized AeroPure dealer from which it was purchased, or to any other person or entity authorized by FVS to provide warranty service on AeroPure products. Information as to persons authorized to provide warranty service on AeroPure products can be obtained by calling the FVS Consumer Relations Department at 1-800-281-6242. Call that phone number if you cannot locate the authorized AeroPure dealer from which you bought your unit or if such dealer is no longer in business. If your unit or part is found on inspection to be defective in material or workmanship it will be repaired or replaced at the option of FVS and returned to you, and any return shipping costs will be paid by FVS or its designee. If on inspection your unit or part is determined not to be defective in material or workmanship, you must pay any return shipping costs.

All implied warranties on your AeroPure Model 3000 Hypo-Allergenic Cleaning System are limited in duration to the period of this express warranty. Some states do not allow limitations on how long an implied warranty lasts, so the above limitations may not apply to you. FVS is not liable for any indirect, consequential, or incidental damages arising out of your use or inability to use your AeroPure Model 3000 Hypo-Allergenic Cleaning System. Some states do not allow exclusion or limitation of incidental or consequential damages, so the above limitation or exclusion may not apply to you. This warranty gives you specific legal rights, and you may also have the rights which vary from state to state.



A Division of FVS, Inc. founded in 1986

1-800-281-6242 | www.AeroPure.us

90-Day Commercial Limited Warranty

FVS, Inc. ("FVS") warrants your AeroPure Model 3000 Hypo-Allergenic Cleaning System to be free of defects in materials and workmanship for ninety (90) days, commencing on the date of purchase. This warranty applies to the entire Model 3000 Hypo-Allergenic Cleaning System, except for filters, roller brushes, belts, bearings, and seals, which are excluded from and not covered by the warranty.

Your warranty includes the entire cost of parts and labor needed to make any warranty repair. The warranty does not cover labor charges for items not covered by the warranty, or labor charges associated with ordinary maintenance of the unit.

This warranty is provided only to the first owner of the Model 3000 Hypo-Allergenic Cleaning System; it does not apply to subsequent owners. In addition, this warranty applies only if the unit has solely been used for commercial purposes by the owner. Any other use of the Model 3000 Hypo-Allergenic Cleaning System immediately terminates the warranty. In addition, this warranty does not apply to any damage to the unit resulting from any misuse or abuse of the unit, or any failure to regularly replace filters and to perform regular maintenance and upkeep, as fully set forth in the owner's manual. This warranty also does not apply to any damage resulting from repair or service work performed by any person or entity other than an authorized AeroPure service center, or to any damage resulting from the use of non-genuine filters, parts, or supplies, or to any damage resulting from fire or an act of god.

This warranty only applies if the Model 3000 Hypo-Allergenic Cleaning System was purchased from an authorized AeroPure dealer. FVS does not provide any warranty on an AeroPure Model 3000 Hypo-Allergenic Cleaning System purchased from any seller other than an authorized AeroPure Dealer.

To obtain warranty service on your unit or any part thereof, bring or ship (at your expense) the defective unit or part (accompanied by written proof of purchase which identifies the date of purchase and the original purchaser), to the authorized AeroPure dealer from which it was purchased, or to any other person or entity authorized by FVS to provide warranty service on AeroPure products. Information as to persons authorized to provide warranty service on AeroPure products can be obtained by calling the FVS Consumer Relations Department at 1-800-281-6242. Call that phone number if you can not locate the authorized AeroPure dealer from which you bought your unit or if such dealer is no longer in business. If your unit or part is found on inspection to be defective in material or workmanship it will be repaired or replaced at the option of FVS and returned to you, and any return shipping costs will be paid by FVS or its designee. If on inspection your unit or part is determined not to be defective in material or workmanship, you must pay any return shipping costs.

All implied warranties on your AeroPure Model 3000 Hypo-Allergenic Cleaning System are limited in duration to the period of this express warranty. Some states do not allow limitations on how long an implied warranty lasts, so the above limitations may not apply to you. FVS is not liable for any indirect, consequential, or incidental damages arising out of your use or inability to use your AeroPure Model 3000 Hypo-Allergenic Cleaning System. Some states do not allow exclusion or limitation of incidental or consequential damages, so the above limitation or exclusion may not apply to you. This warranty gives you specific legal rights, and you may also have the rights which vary from state to state.

A Division of FVS, Inc. founded in 1986

1-800-281-6242 | www.AeroPure.us

Lifetime AeroPure Motor Protection Plan

FVS, Inc. ("FVS") warrants the two motors in your AeroPure Model 3000 Hypo-Allergenic Cleaning System to be free of defects in materials and workmanship for up to (5) years. (The original warranty period is two years, and you have extended that warranty on the motors to five years.) This Lifetime AeroPure Motor Protection Plan ("Plan") enables you to protect your investment of your AeroPure Model 3000 Hypo-Allergenic Cleaning System beyond the expiration of the manufacturers' extended warranty.

FVS promises to replace or rebuild your AeroPure Model 3000 Hypo-Allergenic Cleaning System main unit motor and power foot motor after the warranty has expired, throughout your lifetime and as often as necessary, for a charge that will not exceed \$89.50 for each motor rebuild or replacement. The \$89.50 charge includes all of the necessary parts and labor to install a new motor or to replace the existing motor to original performance standards. The \$89.50 charge does not include the cost of any parts and labor beyond those needed to replace or rebuild the motor to original performance standard.

This plan only applies to and protects the first owner of the AeroPure Model 3000 Hypo-Allergenic Cleaning System; it does not apply to subsequent owners. In addition, this plan applies only if the unit has solely been used for household, residential purposes by the owner in his or her own dwelling. Any other use of the AeroPure Model 3000 Hypo-Allergenic Cleaning System immediately terminates the plan. This plan does not apply to and does not cover damage resulting from any misuse or abuse of the motors or unit, or any failure to regularly replace filters and to perform regular maintenance and upkeep, as more fully set forth in the owners manual. This plan also does not apply to any damage resulting from repair or service work performed by any person or entity other than an authorized AeroPure service center, or to any damage resulting from the use of non-genuine filters, parts, or supplies, or to any damage resulting from fire or an act of God. Finally, this extended warranty only applies if the AeroPure Model 3000 Hypo-Allergenic Cleaning System was purchased from an authorized AeroPure dealer.

To Obtain service, replacement or rebuilding, on either or both of the motors in your AeroPure Model 3000 Hypo-Allergenic Cleaning System, bring or ship (at your expense) the Model 3000 Hypo-Allergenic Cleaning System or the motor(s) (accompanied by written proof of purchase which identifies the date of purchase, the original purchaser, and proof of acquisition of the extended warranty), to the authorized AeroPure dealer from which it was purchased, or to any other person or entity authorized by FVS to provide warranty service on AeroPure products. Information as to persons authorized to provide warranty service on AeroPure products can be obtained by calling the FVS Consumer Relations Department at 1-800-281-6242. Call that phone number if you can not locate the authorized AeroPure dealer from which you purchased your unit or if such dealer is no longer in business. After the motor has been replaced or rebuilt (the option of FVS), it will be returned to you. In addition to the \$89.50 motor rebuild or replacement charge you must pay costs of shipping your AeroPure Model 3000 Hypo-Allergenic Cleaning System back to you. You can avoid shipping charges by delivering you AeroPure Model 3000 Hypo-Allergenic Cleaning System to your authorized AeroPure dealer and collecting it from your dealer when the work is complete.

This Lifetime AeroPure Motor Protection Plan is not a warranty. The Plan applies only after the express warranty on the motors in the AeroPure Model 3000 Hypo-Allergenic Cleaning System has expired. The installation of a rebuilt or replacement motor under this plan will not create or give use to any new or additional warranty on the AeroPure Model 3000 Hypo-Allergenic Cleaning System.

A Division of FVS, Inc. founded in 1986

1-800-281-6242 | www.AeroPure.us



Maintenance Record For You

Date Problem Occurred	What is Wrong?	Action Taken	Comments	Date Fixed	Notes

To Whom it may Concern,

We want to thank you for joining the AeroPure Family. As part of our family you gain the benefits of having a caring customer service team that will help you in any way that they can regarding services of your unit. Our mission is simply that it is all about our customers. Nothing is more important. Our products have been rigorously tested and certified by independent testing labs for quality and reliable operation. Our products are only distributed through an authorized distributor organization throughout North America that is thoroughly trained in the area of indoor air pollution. Our trained technicians have the skills and equipment to inspect your home for the level of contaminants and they suggest appropriate solutions that you can test drive and make an informed decision. We are committed at AeroPure to provide an Indoor Environmental Plan to help improve your quality of life. We have no doubt that the product you have invested in will last you a lifetime with our help. We here at FVS want to let you know that if you have any questions, need any servicing, or need filters, we are here for you.

For any questions, comments, or concerns, Please Call us at:

1 (800) 281 – 6242

Thank you again for becoming part of the AeroPure Family.

Sincerely,

D. Weeter

FOR YOUR RECORDS

The Model and Serial Number of your AeroPure 3000 Hypo-Allergenic Cleaning System can be found on the bottom of the unit. Please note the model and serial number of your unit in the space below, and retain this Owner's Manual as a record of your purchase.

Date of purchase: _____

Serial Number: _____

Model Number: _____

Purchased From: _____

Location: Address: _____

City, State, Zip: _____

Telephone: _____



AeroPure

A Division of FVS, Inc. Founded in 1986

Broadview Heights, Ohio

1.800.281.6242

www.AeroPure.us

Go to **www.AeroPure.us** to view our "AeroPure 3000 Use & Care Video" under the "Products" tab.
