

November 2020

Volume 27 Issue 3

# Gabby Gardener

Garden Club of DeLand Newsletter

Valerie Seinfeld, Editor



## President's Message

### Hello Garden Club Members!

I would love to see you at our "Treasure Sale" on Sat, Nov 7th on our grounds. Please support us by helping out or shopping that day.

We just completed course 3 of NGC Gardening School. We look forward to seeing you at course 4 in Jan 2021.

You can also support the Garden Club by pre-ordering seasonal items from Cecelia Earl through Select Growers for decorating your holidays.

I hope you have a happy and healthy turkey day.

Jennifer Condo

## Upcoming Programs and Events

### November 7, Treasure Sale

**Need HELPERS** (organizing, pricing, and watering) at the clubhouse:

Sat, Oct 31st, 10 am - 12 pm

Mon, Nov 2nd, 8:30 am - 10:30 am

Wed, Nov 4th, 1 pm - 3 pm

Fri, Nov 6th, 12 pm - 3 pm

**Need HELPERS the day of the Sale:**

Sat, Nov 7th, 7 am - 3 pm

**Drop off for members on the BACK PATIO**

Days & Times

Sat, Oct 31st, 10 am - 12 pm

Mon, Nov 2nd, 8:30 am - 10:30 am

Wed, Nov 4th, 1 pm - 3 pm

**November 23, 2020 Wreath and Tree Payment Due**


### December 3, 2020 Meeting

9:30 am-11:30 am

Speaker: James Stevenson, Invasive Plants

Host: Daisy Circle

## GARDEN CLUB OF DELAND



## TREASURE SALE

865 S. ALABAMA AVE. DELAND  
November 7, 2020 8am - 2pm



CASH  
or  
CHECKS

PLANTS\*GARDEN DECOR\*SLIGHTLY  
USED ITEMS\* CRAFTS

We appreciate your support of our Community Projects

Support Our Club Fundraisers!

Executive Board of the Garden Club of DeLand  
2019 - 2021

**President** - Jennifer Condo

**1st Vice President** - Joyce Fisher

**2nd Vice President** - Valerie Seinfeld

**Recording Secretary** - Sara Zollinger

**Corresponding Secretary** - Marshall Rawson


**Treasurer** - Richard (Rich) Fisher





## “Grand Dame” of Blue Sage Alice Barlow

The Garden Club of DeLand wishes Alice Barlow a very Happy 90th Birthday on November 14th. A member for 40 years. She is well known for her wonderful cakes she brings to the annual “Make It, Bake It” fund raiser and her practical crafts she puts together ie. hand towels you can attach to the over door, pot holders, etc. She served as the circle treasurer for several years and has always supported the garden circle and garden club with her plants and floral designs.



Purchase your  
Brick today!

### Brick Pathway

Pat DeSalvo, Chair

*Give the gift of love by planning to buy a brick to honor a loved one. We have planted over 170 bricks over the years. 1 brick for \$50, 2 bricks for \$90. We have the Memorial Walk (members that have traveled to the prettiest gardens). The Veterans Garden for all that have served in the Military. The Honorary Garden for anyone or anything. Our latest Walk - the Bridal Walk. This is for our members to remember their special day OR for any of our many brides. Please make check payable to Garden Club of DeLand and mail to the attention of Brick Chair, P.O. Box 1965, DeLand, FL 32724-6947*

To download Brick Form or see the Map of each Brick Walkway area visit [www.gardenclubofdeland.org](http://www.gardenclubofdeland.org)





09.21.20 A wonderful day. Just wonderful. Rains have come to an end for this week although it is a busy Atlantic Ocean and Gulf of Mexico. We have wind and partly cloudy skies, and it is not a million degrees. Soooo refreshing, our moods were sunny as well. Today we laid compost that we made. We put it down in the azalea bed. Top dressing the azaleas, the Pink Trumpet Tree, and the Natchez Crape Myrtle. All vinca and marigolds were pulled, and the blackberry lily seeds were harvested, and the plant cut to the ground. The area can breathe again. With the 11-inches we have received so far this month, fungus is an issue. Need to get branches off the ground and limbs thinned out to allow air to move through the plantings.

09.28.20 I called off today, but Tammy, Sharyn, Cindy, and Martha worked the grounds, making the arbor side of the building show ready. Excellent attention to details ladies. The sidewalks, walls and building will be pressure cleaned Wednesday. The arbor is being restored to its former beauty, the property will be mowed, edged, and blown on Thursday morning and the Rose Cr will meet on the grounds on Friday morning. If other Circles wish to meet, please let me know so I can schedule the lawn to be mowed before or after your meeting.

09.31.20 Sidewalks, building and brick walls were pressure cleaned and it looks fresh and clean. Thank you, Tammy, for arranging this chore to be completed.

10.01.20 Sharyn and I went in today to mark off areas 6 feet apart so chairs could be sat either on the walkway or the grass. The Roses had 15 attendees and were safely spread out. If your circle is meeting by the arbor which is being brought back to its former glory, then you may wish to arrive early to mark where you wish your Circle members to sit. We used landscape paint in the grass and painter's tape on the concrete and pathways.

10.05.20 This Monday we planted a white plumbago which was donated by Marshall and Erin near our backflow. Hoping it will spread and make people walk around the backflow instead of into it. We also cleaned our holding bay (behind the patio). All plants are for sale at \$2 for a 6-inch or one gallon and \$1 for a 4-inch pot. On one of the blue towers that holds black plastic pots is a sealed ziplock bag with envelopes in it. Put your \$ in the envelope and put it in the kitchen mail slot. Easy peasy.

Cat 2 Delta will bring rain back to us at the end of the week. We pray for the people in Louisiana.

When you read this in November, the Weedettes have fertilized all shrubs and palms using 8.0.10. We are using this product for everything to curb spending. In the beginning, for me, 7 years ago, we were building up the gardens and fertilized 3 times a year. Palm fertilizer, acid-based fertilizer and a basic 10.10.10. Getting nutrients to our plantings was a priority. Slowly, we pulled back to fertilizing only in the Spring and the Fall as the new gardens matured and soil was amended. We are using pine needles which decompose and enrich the soils and we have compost that also adds delicious nutrients to the soil. Its been a long road and I am thinking that we should start removing the high maintenance sod in areas and simply lay landscape cloth and mulch. But that is me thinking out loud.





## CRANBERRY SAUCE



You can freeze your cranberry sauce to use later.

Leftover sauce can be mixed with vodka for a lovely cocktail.

### How to Make Cranberry Sauce:

This recipe is **E A S Y** and comes together quickly. It takes just 10 minutes for the sauce to form.

In a medium saucepan, combine honey, water, orange juice, zest, and 1 cinnamon stick. Bring it to a simmer.

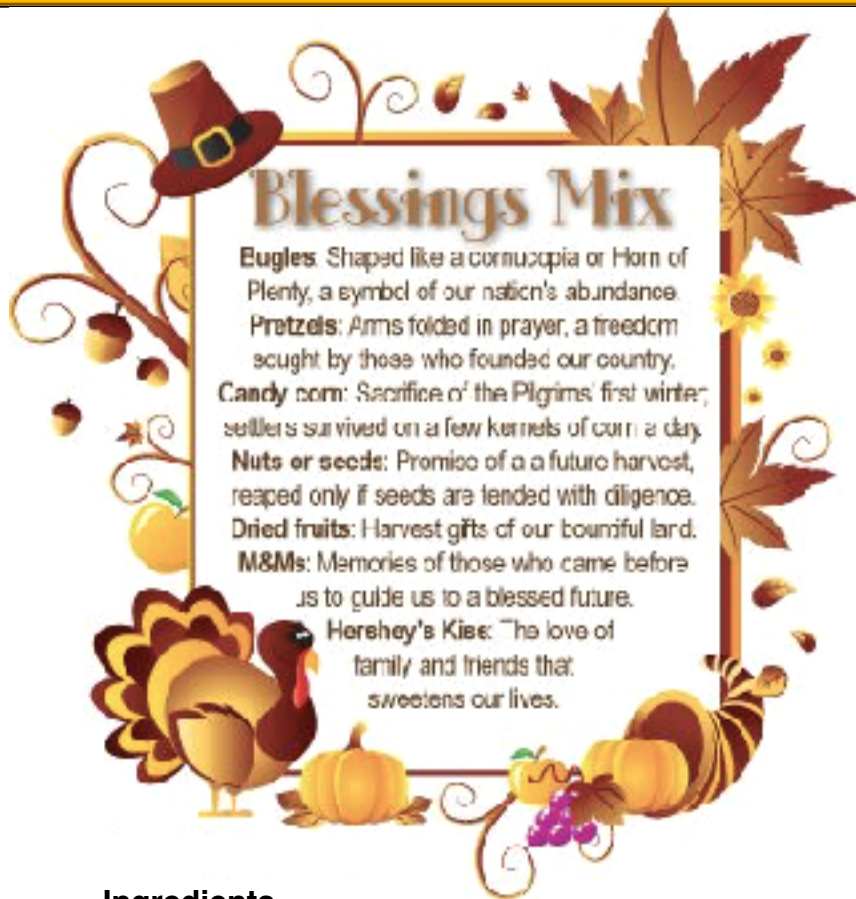
Add fresh (or frozen) cranberries then simmer at a low boil 10 minutes, stirring occasionally until cranberries start to burst.

Add more honey to taste then remove from heat and discard cinnamon stick.

**Pro Zesting Tip:** Zest the orange before juicing it (it's much easier!). When zesting, be sure you only remove the orange peel and not the white portion underneath which can make your sauce taste bitter. Don't go crazy with the zest. Using more than a teaspoon can overwhelm the sauce. If you only have store-bought orange juice, you can omit the zest and it will still work well.

### Recipe Notes

\*Zest the orange before juicing it (it's much easier!). Be sure you only zest the orange peel and not the white portion which can make the sauce bitter. Don't use more than 1 tsp or it overwhelms the sauce.



### Ingredients

- 2/3 cup honey or add to taste
- 1/4 cup water
- 1/4 cup orange juice freshly squeezed from 1 large orange
- 1 tsp orange zest lightly packed, from the same orange\*
- 1 cinnamon stick
- 12 oz cranberries fresh or frozen

### Instructions

In a medium saucepan, combine 2/3 cup honey, 1/4 cup water, 1/4 cup orange juice, 1 tsp orange zest and 1 cinnamon stick. Bring to a simmer over medium heat, stirring to dissolve honey. Add 12 oz cranberries and bring to a boil. Once boiling, adjust heat to keep at a low boil and cook 10 minutes uncovered, stirring occasionally. Cranberries will burst and sauce will begin to thicken. A minute or so before turning off the heat, taste for sweetness and add more honey to taste for a sweeter sauce. Keep in mind the sauce will thicken when it cools. Remove from heat, discard cinnamon stick and cool cranberry sauce to room temperature then refrigerate until ready to serve. Servings: 10 people (makes 2 1/2 cups cranberry sauce)



The Garden Club is having a Treasure Sale on our grounds on Saturday, November 7th, 8 am to 2 pm! We need plants or garden items/decor to sell, gently used items such as kitchenware, books, candles, etc. Nothing broken or dirty please.  
Jennifer Condo, President

**I need HELPERS at the clubhouse:**

Sat, Oct 31st, 10 am - 12 pm  
Mon, Nov 2nd, any time  
Tues, Nov 3rd, any time  
Wed, Nov 4th, any time  
Thurs, Nov 5th, afternoon  
Fri, Nov 6th, any time

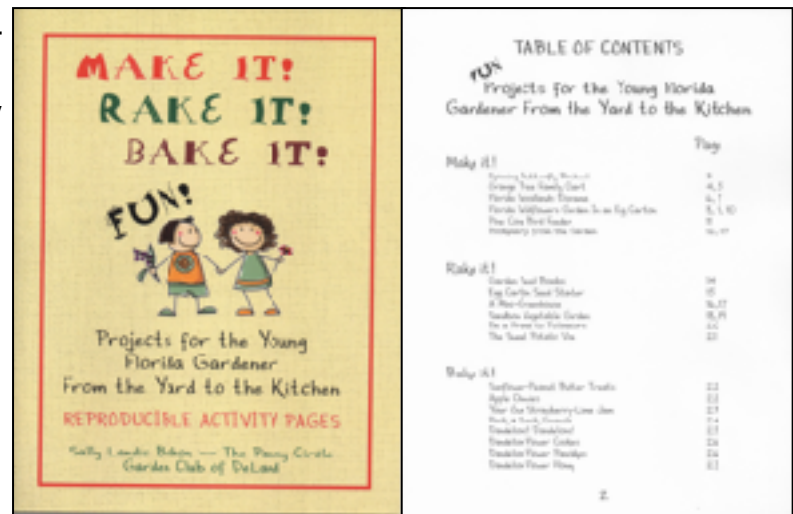
**Need HELPERS** the day of the Sale:  
Sat, Nov 7th, 7 am - 3 pm

**Drop off on the BACK PATIO Days & Times**

Sat, Oct 31st, 10 am - 12 pm  
Mon, Nov 2nd, 8:30 am - 10:30 am  
Wed, Nov 4th, 1 pm - 3 pm

If you could offer up one hour of your time, I would so appreciate it! Please let me know when you can offer to help.


Also, if you are at the clubhouse, please make sure you lock your vehicle at all times. Our lawn guy Ken had his weed eater stolen out of his truck this week. He was only gone 5 minutes, but it was enough time for someone to ride up with his bike and take it. If you drop off items on the patio, please lock your car, even if you are returning to it quickly. We have many trespassers on the property and I would hate for there to be an incident.



**Fundraiser - Make it! Rake It! Bake It!**

Former Pansy Circle president, Sally Bohon created a handwritten and illustrated activity booklet filled with gardening and kitchen projects for the young gardener. Sally wanted to teach the next generation about growing things. This booklet has ample opportunities for you and the young gardener to perform many hands-on activities to create and to cook foods with your harvests. You have an excellent opportunity to share in the wonder of this booklet with your children or grandchildren. Please support the Garden Club of DeLand in this fundraiser with your purchase of the **Make It, Rake It, Bake It** activity booklet with a suggested donation of \$10. We can mail it to you for an additional \$5 shipping and handling fee. Contact your Circle President for ordering details.





Garden Center Grounds has had repairs and beautification! Starting with the Arbor, everything is secure and looks amazing! The Garden Club building and sidewalks have been pressure cleaned. The cement parking bumpers have been painted, the blue spaces are for handicap parking. At last, we are fixing the ceiling in the 2 storerooms to comply with the Fire Safety regulations. Arbor Built in 2011, restored 2020.



### KIND WORDS

Kind words are hidden treasures, sought for by all mankind.  
They are all around us and yet so hard to find.  
Kind words can be a guiding light for those who become lost,  
And when the chips of life are down, they help us pay the cost.  
Kind words give hope when hope is gone and faith to those afraid,  
They give us strength to journey up the steepest grade, then, too,  
Kind words create good will needed so much today.  
When a heart is filled with sadness they drive the blues away.  
Take kind words from their hiding places, give happiness a start.  
We all possess these treasures, they are inside every heart.

## THE GARDEN CLUB OF DELAND Holiday Greenery Sale



BOXWOOD



CAROLINA SAPPHIRE



MAGNOLIA



HOLIDAY CLASSIC

ALSO AVAILABLE- BOXWOOD AND CAROLINA SAPPHIRE  
DECORATIVE TREES!

ALL GREENERY PROVIDED BY SELECT GROWERS, DELAND, FL

**Support our Garden Club! ...**  
By purchasing or sharing  
this fundraiser with your  
friends and family. Many  
long term facility guests  
might enjoy a little tree.

Cash or check only, payable  
to Garden Club of DeLand  
All payment **MUST BE**  
received by Monday  
11/23/20

Mail to: Garden Club of  
DeLand Attention- Cecelia  
Earl PO Box 1965 DeLand,  
FL 32721

Items are expected to ready  
for pickup from the  
Clubhouse on Tuesday  
12/8/2020 Sales Tax is  
included in the price of  
Wreaths and Trees.

Order Form has been  
emailed to all members and  
can be found at  
[www.gardenclubofdeland.org](http://www.gardenclubofdeland.org)

### HOLIDAY WREATH PRICE LIST

#### Boxwood Wreaths:

16" \$35.00 20" \$45.00 24" \$57.00  
30" \$81.00 36" \$103.00

#### Holiday Classic Wreaths:

16" \$36.00 20" \$42.00 24" \$54.00  
30" \$72.00 36" \$88.00

#### Carolina Sapphire Wreaths:

16" \$35.00 20" \$45.00 24" \$60.00  
30" \$72.00 36" \$84.00

#### Magnolia Wreaths:

16" \$42.00 20" \$50.00 24" \$64.00  
30" \$88.00 36" \$104.00

### DECORATIVE TREE PRICE LIST

#### Boxwood Trees:

8" \$17.00 15" \$35.00 20" \$41.00  
24" \$55.00 36" \$158.00

#### Carolina Sapphire Trees:

8" \$17.00 15" \$35.00 20" \$41.00  
24" \$55.00 36" \$158.00

**ALL PRICES INCLUDE SALES TAX**

Cash or check only, payable to Garden Club of DeLand  
All payment **MUST BE** received by Monday 11/23/20

Mail to: Garden Club of DeLand Attention- Cecelia Earl  
PO Box 1965 DeLand, FL 32721

Items are expected to ready for pickup from the Clubhouse,  
865 S. Alabama Ave. DeLand on Tuesday 12/8/20