






West Pasco Quilters Guild	Patriotic Block of the Month	July 2020 Distributed June	Skill Level Easy	God Shed His Grace On Thee
<p><b>Finished size of block:</b> 18½" X 18½"</p> <p><b>Fabric Requirements:</b>            White = 12" X WOF            Blue = 6" X WOF            Red = 2" X WOF</p>		<p><b>All seam allowances = scant ¼"</b></p> <p><b>For reference:</b>            Fat Quarter = 18" X 21"            Fat Eighth = 9" X 21"            Eighth of a Yard = 4½" X 40"            WOF = Width of Fabric</p>		
<p><b>Use Patriotic Themed Pieces:</b></p> <p>White (solid or predominantly white)</p> <ul style="list-style-type: none"> <li>• (4) - 1½" X 1½" squares</li> <li>• (2) - 2½" X 14½" strips (border)</li> </ul> <p>Blue (solid or predominantly blue)</p> <ul style="list-style-type: none"> <li>• (16) - 1½" X 1½" squares</li> </ul> <p>Red (solid or predominantly red)</p> <ul style="list-style-type: none"> <li>• (32) - 1½" X 2" strips</li> <li>• (4) - 2½" X 6½" strips (sashing)</li> <li>• (2) - 2½" X 18½" strips (border)</li> <li>• (1) - 2½" square</li> <li>• (16) - 1½" X 3" strips</li> <li>• (16) - 2" X 2" squares</li> </ul>				
<p><b>Making Uneven Four Patch Units (16):</b></p> <p>Place a red 2" square and a white 1½" X 2" strip right sides together            Stitch along one side, open and press towards the red fabric (repeat for 16 units)            Place a blue 1½" square and a white 1½" X 2" strip right sides together            Stitch along one side, open and press towards the blue fabric (repeat for 16 units)            Sew units together as shown and press            Each unit should measure 3" X 3"            Repeat to make a total of 16 Uneven Four Patch Units</p>				
<p><b>Completing the 6½" Square Units (4)</b></p> <p>Arrange as shown:</p> <ul style="list-style-type: none"> <li>4 - Uneven Four Patch Units</li> <li>4 - Blue 1½" X 3" strips</li> <li>1 - White 1½" X 1½" square</li> </ul> <p>Sew together in rows, pressing all seams towards the blue fabric            Sew the rows together and press            Each unit should measure 6½" X 6½"</p>				
<p><b>Completing the Block</b></p> <ul style="list-style-type: none"> <li>4 - Square 6½" units</li> <li>4 - Sashing 2½" X 6½" strips</li> <li>1 - Remaining 2½" square</li> </ul> <p>Sew together in rows, pressing all seams towards the sashing strips            Sew the three rows together, block should measure 14½" X 14½"            Add borders, press towards the border strips            Block should measure ≈ 18½" X 18½"</p>				
<p>For questions, comments or suggestions, contact Barbara Manning c/o Suncoast Clinical Research, 5604 Gulf Drive, NPR, FL 34652            (727) 849-4131 (Office)    (727) 560-3272 (Cell)    <a href="mailto:Barbara@SuncoastClinicalResearch.com">Barbara@SuncoastClinicalResearch.com</a>    <a href="mailto:Barbara.Manning@Verizon.net">Barbara.Manning@Verizon.net</a></p>				