






















# Legend

	<b>Built-in battery</b>	<p>This symbol indicates that the battery is integrated directly into the Goldride product. It is part of the device's internal system and is not removable.</p> <p><b>What this means:</b></p> <ul style="list-style-type: none"> <li>• The product operates without an external battery.</li> <li>• You simply recharge the device using the provided cable.</li> <li>• No risk of losing the battery since it is built into the system.</li> <li>• The product is more compact, lighter, and easier to use.</li> </ul> <p><b>Usage benefits:</b></p> <ul style="list-style-type: none"> <li>• Can be used wirelessly during the entire treatment. It is ideal for:             <ul style="list-style-type: none"> <li>– animals that are afraid of cables,</li> <li>– those that might pull on them, chew them, or damage them.</li> </ul> </li> <li>• Can be used anywhere, even in places without access to electricity.</li> <li>• Offers several sessions per charge, allowing work to continue all day without immediate recharging.</li> </ul> <p><b>Battery life:</b></p> <p>Most of our products offer <b>6 to 15 sessions of 15 minutes per charge</b>, depending on the model and the power level used.</p>
	<b>Rechargeable</b>	<p>This symbol indicates that the product is fully rechargeable.</p> <p>The wall charging block is not included, but it is compatible with any standard charging block available on the market.</p> <p>For optimal performance, we recommend using a high-quality charging block to ensure fast, stable, and efficient charging.</p>
	<b>USB-C wired connection</b>	<p>This symbol indicates that a USB-C cable is included with your device.</p> <p>You may use any USB-C charging cable to recharge the device.</p> <p>However, it is recommended to use a high-quality charging cable to ensure efficient, stable, and fast charging.</p>
	<b>Wall plug-in connection</b>	<p>This symbol indicates that the product must be plugged into a standard electrical outlet to operate. It does not use any built-in or external battery.</p> <p><b>Advantages of a wired model:</b></p> <ul style="list-style-type: none"> <li>• <b>Constant power with multiple levels available</b></li> </ul> <p>Direct power supply ensures stable light intensity throughout the entire treatment without any loss of power.</p> <p>The ability to adjust the power levels allows the treatment to be adapted to the user's needs.</p> <p>The highest power setting provides superior efficiency.</p> <ul style="list-style-type: none"> <li>• <b>Unlimited number of treatments</b></li> </ul> <p>No charging time is required the device can be used continuously throughout the day.</p> <ul style="list-style-type: none"> <li>• <b>Ideal for professional use</b></li> </ul> <p>Therapists can perform multiple sessions without interruption, optimizing productivity.</p> <p>The wired model is ideal for:</p> <ul style="list-style-type: none"> <li>• intensive treatments,</li> <li>• professional therapists,</li> <li>• stable and controlled environments,</li> <li>• users who want maximum power with no limitations.</li> </ul> <p><b>Disadvantages to consider:</b></p> <ul style="list-style-type: none"> <li>• <b>Presence of a cable</b></li> </ul> <p>Less practical for animals that move a lot or risk pulling or chewing on the wire.</p> <ul style="list-style-type: none"> <li>• <b>Less portable</b></li> </ul> <p>The product must remain close to an electrical outlet.</p>
	<b>Wireless option available</b>	<p>This symbol indicates that the product can be connected to an external battery, allowing increased autonomy for a pad that already has a built-in battery.</p> <p><b>What is it used for?</b></p> <p>Adding an external battery allows you to:</p> <ul style="list-style-type: none"> <li>• extend the pad's usage time without interruption,</li> <li>• ensure continuous treatments throughout the entire day.</li> </ul> <p><b>Ideal for:</b></p> <ul style="list-style-type: none"> <li>• users with very high usage volume.</li> </ul> <p><b>When should you add an external battery?</b></p> <p>Since most of our models offer <b>6 to 15 sessions of 15 minutes per charge</b>, it is possible to add an external battery to perform more treatments.</p> <p><b>Battery recommendation:</b></p> <p><b>20,000 mAh minimum</b></p>

	<b>B Goldride battery required (wireless option)</b>	<p>This symbol indicates that it is possible to purchase the Goldride external battery — an exclusive accessory designed to allow the use of our products without being plugged into the wall. It offers total freedom of movement, which is especially useful when electrical outlets are hard to access or when animals move a lot.</p> <p><b>When to use it?</b> The external battery is mainly recommended for:</p> <ul style="list-style-type: none"> <li>• animals that may pull, panic, or chew on a cable,</li> <li>• users who need a portable pad with no distance limitations.</li> </ul> <p><b>Human use</b> For human use, the external battery is generally less essential, as treatments are usually done:</p> <ul style="list-style-type: none"> <li>• lying down,</li> <li>• or in a stable environment near an electrical outlet.</li> </ul>
	<b>Control / Adjustment Button</b>	<p>This symbol indicates that the product is equipped with a controller, allowing you to adjust different options according to your needs.</p> <p>The controller lets you:</p> <ul style="list-style-type: none"> <li>• change the nanometers (wavelengths),</li> <li>• select pulsation or breathing mode,</li> <li>• adjust the treatment duration,</li> <li>• set the power according to the desired intensity.</li> </ul> <p>It offers several useful and customizable features, allowing you to optimize each session based on the targeted objective.</p>
	<b>Option with and without PVC</b>	<p>This symbol indicates that you can choose between a pad <b>with PVC over the lights</b> or a pad <b>without PVC</b>. Both options provide the same therapeutic benefits only the outer finish changes based on your needs.</p> <p>The <b>PVC</b> is a protective, waterproof, and durable layer added to the outside of the pad.</p> <ul style="list-style-type: none"> <li>• Optimal hygiene, especially for professional use</li> <li>• Ideal when the pad is used on multiple users</li> <li>• Very easy to clean a simple wipe or damp cloth is enough</li> <li>• The pad stays clean for much longer</li> <li>• Extra protection against dirt, humidity, sweat, and hair</li> </ul> <p>A <b>PVC-free</b> pad is made <i>without</i> an added plastic layer.</p> <p><b>Advantages of PVC-free:</b></p> <ul style="list-style-type: none"> <li>• Optimal light transmission no reflection of rays, maximum efficiency</li> <li>• More flexible and supple better adapts to the user's shape</li> <li>• Superior comfort does not stick to the skin and does not feel cold</li> <li>• No plastic-related wear no cracking, no hardening over time</li> <li>• Easy to maintain a slightly damp cloth is enough</li> </ul>
	<b>Available with PVC only</b>	<p>This symbol indicates that the product is available <b>exclusively with a PVC layer over the lights</b>.</p> <p><b>Advantages of PVC:</b></p> <ul style="list-style-type: none"> <li>• PVC is a waterproof and durable protective layer added to the outside of the pad.</li> <li>• Optimal hygiene, especially for professional use</li> <li>• Ideal when the pad is used on multiple users</li> <li>• Very easy to clean a simple wipe or damp cloth is enough</li> <li>• The pad stays clean for much longer</li> <li>• Additional protection against dirt, humidity, sweat, and hair</li> </ul> <p><b>About PVC removal</b> For <b>small-format products</b>, if you prefer not to have PVC, it is possible to carefully remove the protective layer using a precision knife (X-Acto), without affecting functionality. Your warranty <b>remains valid</b> even if you remove the PVC from these small models. For <b>larger products</b>, we <b>do not recommend removing the PVC</b>. This protective layer ensures easy cleaning of the pad and helps extend its lifespan.</p>
	<b>Storage bag included</b>	<p>This symbol indicates that a storage bag is included with the purchase of this item.</p> <p>We offer a selection of various colors, presented among the available options when placing your order.</p> <p>Colors may vary depending on availability, and we regularly update our assortment to provide diverse choices that suit each customer's preferences.</p>
	<b>Protective cover included</b>	<p>This symbol indicates that a protective storage cover is included with this product.</p> <p>It is specifically designed for this model to ensure proper storage and transport.</p> <p>No color options are available.</p>

	Storage box	This symbol indicates that a storage box is included with this product. It is specifically designed for this model to ensure proper storage and transport. No color options are available..
	40 Hz Pulsation Mode	This symbol indicates the <b>40 Hz (Hertz) pulsation mode</b> , where the LEDs turn on and off rapidly at a frequency of 40 cycles per second. This regular pulsation is known to provide deeper and more targeted tissue stimulation. <b>40 Hz is one of the most widely used frequencies in advanced therapy</b> , both in sports and professional settings.  <b>Recommended for:</b> <ul style="list-style-type: none"> <li>• Targeted neuromuscular stimulation the rapid pulsation helps activate deep muscle fibers and neural structures</li> <li>• Increased local circulation, promoting oxygenation and the elimination of metabolic waste</li> <li>• Optimization of cellular regeneration particularly useful for stressed or damaged tissues</li> <li>• Persistent muscular and joint pain</li> <li>• Deep tensions, spasms, stiffness or compensatory patterns</li> <li>• Tendon or ligament injuries requiring stronger stimulation</li> <li>• Situations where more intense tissue activation is needed</li> <li>• Deep or highly contracted muscular areas</li> </ul> <b>Ideal for:</b> <ul style="list-style-type: none"> <li>• Intermediate to advanced therapeutic protocols</li> </ul>
	10 Hz Pulsation Mode	This symbol indicates the <b>10 Hz (Hertz) pulsation mode</b> , where the LEDs turn on and off at a frequency of 10 cycles per second. This slow and steady pulsation provides a <b>gentle stimulation</b> , perfectly suited for sensitive tissues, recovery phases, or treatments requiring a moderate yet effective action.  <b>Recommended for:</b> <ul style="list-style-type: none"> <li>• Gentle and gradual stimulation ideal for fragile or irritated areas that require overall soothing</li> <li>• Improved local circulation, promoting smooth recovery without overload</li> <li>• Pain reduction particularly useful for mild to moderate discomfort or early-stage injuries</li> <li>• Post-exercise recovery</li> <li>• Persistent muscle and joint pain</li> <li>• Muscle tension</li> <li>• Blood flow activation</li> <li>• Lymphatic system activation</li> </ul> <b>Ideal for:</b> <ul style="list-style-type: none"> <li>• Muscle relaxation protocols</li> <li>• Rest or recovery periods</li> <li>• Sessions where the main objective is to calm, soothe, and support circulation <b>without excessive intensity</b></li> </ul>
	Continuous Mode	This symbol indicates the <b>continuous mode</b> , available on all Goldride products. In this mode, the LEDs remain <b>constantly illuminated throughout the entire session</b> , with no blinking or intensity variation. It is the <b>simplest, most stable, and easiest mode to use</b> in light therapy.  <b>Recommended for:</b> <ul style="list-style-type: none"> <li>• Steady cellular stimulation ideal for activating healing processes at superficial or deeper levels</li> <li>• Easy to use no frequency adjustment required, perfect for beginners</li> <li>• Excellent tolerance suitable for both animals and humans</li> </ul> <b>Also recommended for:</b> <ul style="list-style-type: none"> <li>• Gentle muscle recovery</li> <li>• Localized inflammation</li> <li>• Skin regeneration (healing, redness, irritation, dryness)</li> <li>• Maintenance or preventive sessions</li> <li>• Routine treatments that do not require intense or specific stimulation</li> </ul>
	Intensity	This symbol indicates that the product offers multiple intensity levels, adjustable according to the needs of the treatment. This allows the therapy to be adapted based on: <ul style="list-style-type: none"> <li>• the level of pain</li> <li>• the sensitivity of the user or the animal</li> </ul> The higher the intensity, the deeper the light energy can penetrate into the tissues. A lower intensity is ideal for sensitive areas or for initial adaptation sessions.

	<b>Breathing Mode</b>	<p>This symbol indicates the <b>Breathing Mode (H)</b> — a light therapy setting where the light pulses slowly, mimicking the rhythm of calm breathing.</p> <p>The light intensity gradually increases and decreases rather than remaining constant, creating a cyclic pattern with several therapeutic benefits.</p> <p><b>Nervous System Relaxation</b> The soft flicker reproduces the cadence of regular breathing, helping reduce stress, lower heart rate, and activate the parasympathetic nervous system (rest and recovery). This mode is particularly recommended for anxious, nervous, or sensitive users.</p> <p><b>Enhanced Cellular Absorption</b> The alternation between light and rest gives the cells time to respond to each impulse, which may improve their reaction and their ability to integrate the light signal.</p> <p><b>Reduced Heat &amp; Better Tolerance</b> Since the light is not continuous, thermal load is decreased, offering greater comfort and tolerance during treatment.</p>
	<b>Combined Light – 660 &amp; 850 nm</b>	<p>This symbol indicates that the product provides <b>red light (660 nm) and infrared light (850 nm) simultaneously</b>. This combination allows action both on the surface (red) and in depth (infrared), offering a versatile and complete treatment.</p> <p><b>Advantages of combined light:</b></p> <ul style="list-style-type: none"> <li>• Combines the benefits of 660 nm (superficial tissues) and 850 nm (deeper structures)</li> <li>• Provides optimized penetration and comprehensive treatment</li> <li>• Ideal when a versatile and effective mode is needed to speed up results</li> <li>• Well tolerated, even on sensitive areas, while enhancing overall treatment efficiency</li> <li>• Perfect for regular sessions or as an alternative to using both wavelengths separately</li> </ul>
	<b>Red Light – 660 nm</b>	<p>This symbol indicates that the product provides <b>red light</b>. This wavelength is ideal for <b>superficial tissues, local circulation, and skin regeneration</b>.</p> <p><b>Recommended for:</b></p> <ul style="list-style-type: none"> <li>• Reducing superficial inflammation</li> <li>• Relieving mild to moderate pain</li> <li>• Stimulating local surface circulation</li> <li>• Accelerating healing</li> <li>• Supporting skin tissue repair</li> <li>• Enhancing superficial cellular regeneration</li> <li>• Reducing mild muscle sensitivity</li> <li>• Superficial injuries</li> <li>• Surface-level tendinitis</li> <li>• Minor sprains</li> <li>• Sensitive areas near the skin</li> <li>• Supporting anti-aging effects (collagen, elasticity)</li> </ul>
	<b>Blue Light – 430 nm</b>	<p>This symbol indicates that the product provides <b>blue light</b>. Blue light acts mainly on the surface, with shallow penetration depth. It has an ideal wavelength for the <b>skin, superficial tissues, and natural antibacterial effects</b>.</p> <p><b>Recommended for:</b></p> <ul style="list-style-type: none"> <li>• Superficial irritations</li> <li>• Redness and sensitive areas</li> <li>• Inflamed or reactive skin</li> <li>• Reducing surface-level bacteria</li> <li>• Purifying and cleansing the skin</li> <li>• Supporting healing of mild irritations</li> <li>• Calming effect on superficial tissues</li> <li>• Use near the face or head</li> <li>• Shallow sensitive points</li> <li>• Animals sensitive to heat or red light</li> <li>• Mild acute phase (non-deep inflammation)</li> </ul>
	<b>Infrared Light (850 nm)</b>	<p><b>Recommended for:</b></p> <ul style="list-style-type: none"> <li>• Reducing musculoskeletal inflammation</li> <li>• Relieving pain</li> <li>• Stimulating deep circulation</li> <li>• Supporting tissue repair (tendons, ligaments, collagen)</li> </ul>

		<ul style="list-style-type: none"> <li>• Promoting muscle recovery</li> <li>• Reducing stiffness and tension</li> <li>• Post-exercise recovery</li> <li>• Supporting reduced mobility</li> <li>• Irritated connective tissues</li> <li>• Persistent inflammation</li> <li>• Supporting deep healing</li> </ul>
⑨	Infrared Light (940 nm)	<p>This symbol indicates that the product provides <b>deep infrared light</b>. This type of light is not visible to the naked eye and has an ideal wavelength for <b>internal tissues, nerve structures, and more significant or persistent inflammation</b>.</p> <p><b>Recommended for:</b></p> <ul style="list-style-type: none"> <li>• Relieving more intense or chronic pain</li> <li>• Reducing deep inflammation</li> <li>• Acting on nerve tissues and prolonged sensitivity</li> <li>• Stimulating circulation in hard-to-reach areas</li> <li>• Supporting deep tissue repair when irritated</li> <li>• Promoting post-traumatic or post-surgical recovery</li> <li>• Reducing significant stiffness</li> <li>• Relieving mechanical or nerve-related pain</li> <li>• Supporting limited muscular function</li> <li>• Reducing long-standing tension</li> <li>• Deeply irritated connective tissues</li> <li>• Persistent pain that does not respond to surface treatments</li> </ul>
Ⓥ	Green Light – 525 to 535 nm	<p>This symbol indicates <b>green light</b>, known for its calming, brightening, and balancing effects. It primarily acts on <b>pigmentation, skin sensitivity, and nervous system relaxation</b>.</p> <p><b>Recommended for:</b></p> <ul style="list-style-type: none"> <li>• Soothing redness and skin irritation (rosacea, sensitivity)</li> <li>• Reducing mild surface inflammation</li> <li>• Improving skin tone uniformity</li> <li>• Enhancing the skin's natural radiance</li> <li>• Relaxing the nervous system (anti-stress)</li> <li>• Reducing facial tension</li> <li>• Helping regulate sebum production</li> <li>• Supporting hypersensitive or reactive skin</li> <li>• Ideal at the end of a session to calm the skin after other treatments</li> <li>• Providing an overall sensation of freshness and relaxation</li> </ul>
ⓙ	Yellow Light – 580 to 595 nm	<p>This symbol indicates <b>yellow light</b>. It acts between the surface and a shallow depth, providing gentle tissue stimulation while remaining very safe for all skin types. It is ideal for boosting radiance and reactivating circulation without excessive heat.</p> <p><b>Benefits for the face:</b></p> <ul style="list-style-type: none"> <li>• Stimulates microcirculation in the skin</li> <li>• Enhances skin radiance and vitality</li> <li>• Helps reduce dark circles and dull complexion</li> <li>• Supports superficial tissue regeneration</li> <li>• Encourages natural collagen production</li> <li>• Reduces facial fatigue</li> <li>• Helps reduce mild redness</li> <li>• Promotes recovery after a more intense treatment</li> <li>• Ideal for re-energizing the skin before an event or makeup</li> <li>• Provides a gentle warming sensation and energy boost</li> </ul>
Ⓟ	Pink Light – 600 to 620 nm	<p>This symbol indicates <b>pink light</b>, known for its soothing, revitalizing, and illuminating effects. It is especially appreciated for its gentle action that enhances radiance and promotes smoother, more even-looking skin.</p> <p><b>Recommended for:</b></p> <ul style="list-style-type: none"> <li>• Gentle skin regeneration</li> <li>• Reducing mild redness</li> <li>• Providing a comforting “cocooning” effect</li> <li>• Improving skin texture</li> <li>• Supporting natural collagen production</li> </ul>

		<ul style="list-style-type: none"> <li>• Soothing after exfoliating or irritating treatments</li> <li>• Helping reduce signs of fatigue and stress</li> <li>• Sensory relaxation effect (emotional well-being)</li> <li>• Smoothing the skin's appearance</li> <li>• Giving a healthier, revitalized look</li> </ul>
Ⓜ	Purple Light – 405 to 420 nm	<p>This symbol indicates <b>purple light</b>, known for its purifying, soothing, and restorative effects. It combines the benefits of blue and red light to act on <b>sensitive, congested, or imbalanced skin</b>.</p> <p><b>Recommended for:</b></p> <ul style="list-style-type: none"> <li>• Reducing mild imperfections</li> <li>• Supporting antibacterial action (mild acne)</li> <li>• Promoting gentle tissue regeneration</li> <li>• Soothing irritated or inflamed areas</li> <li>• Reducing excess sebum</li> <li>• Improving uneven skin texture</li> <li>• Supporting dilated and congested pores</li> <li>• Enhancing overall skin radiance</li> <li>• Providing a calming effect on facial tension</li> </ul>
Ⓣ	Cyan Light – 490 to 505 nm	<p>This symbol indicates <b>cyan light</b>, known for its soothing, anti-stress, and anti-inflammatory effects. It acts on skin sensitivity, relaxation, and redness balance.</p> <p><b>Recommended for:</b></p> <ul style="list-style-type: none"> <li>• Soothing mild irritations</li> <li>• Supporting skin balance</li> <li>• Promoting gentle tissue regeneration</li> <li>• Reducing sensations of heat or discomfort</li> <li>• Calming effect on the nervous system</li> <li>• Helping to visually reduce certain types of redness</li> <li>• Providing a feeling of freshness and “cellular breathing”</li> <li>• Improving overall skin tone uniformity</li> <li>• Beneficial after exfoliation or extraction treatments</li> </ul>