

OVERLOOK DRIVE

FXLuminaire®

PROJECT:
 STEVENS RESIDENCE
 13465 OVERLOOK DRIVE
 SAN MARCOS, CA 92078

12 VOLT LIGHTING LEGEND

SYMBOL	DESCRIPTION/MODEL	WATTS / VA	MANUFACTURER	ACCESSORIES/ MOUNTING	QUANTITY
	UP LIGHT/WALL WASH MODEL #: LC-ZDC-BS	9.1 / 11.0	FX LUMINAIRE	LONG SLOT SPIKE MOUNT INCLUDED	5
	UP LIGHT MODEL #: VS-ZDC-LS-BS	9.1 / 11.0	FX LUMINAIRE	LONG SLOT SPIKE MOUNT INCLUDED	4
	UP LIGHT MODEL #: CC-ZDC-LS-BS	6.0 / 7.2	FX LUMINAIRE	LONG SLOT SPIKE MOUNT INCLUDED	4
	PATH LIGHT TOP ASSEMBLY MODEL #: JSLEDTA-CU RISER ASSEMBLY MODEL #: G-ZDC-12RA-CU	6.0 / 7.2	FX LUMINAIRE	LONG SLOT SPIKE MOUNT INCLUDED	22
	SMALL HANGING DOWNLIGHT MODEL #: VE-ZDC-CU	6.0 / 7.2	FX LUMINAIRE	STAINLESS STEEL CABLE AND LOCK INCLUDED	4
	LOUVER LIGHT MODEL #: LF-ZDC-CU	3.6 / 4.3	FX LUMINAIRE	STAINLESS STEEL BRACKET INCLUDED	9
	BBQ TASK LIGHT MODEL #: BQ-ZD-1LED-SS	2.0 / 2.4	FX LUMINAIRE	NA	1
	DOWN LIGHT MODEL #: PS-ZDC-WG	9.1 / 11.0	FX LUMINAIRE	MOUNTING BRACKET INCLUDED	6
	CAT 5 CABLE CONNECTION for CONTROLLER				2
	120 VOLT ELECTRICAL POWER for CONTROLLER				2
	300 WATT LUXOR TRANSFORMER MANUFACTURER: FX LUMINAIRE MODEL #: LUX-300-SS	NA	FX LUMINAIRE	{1} LAM MODULE	2
	300 WATT LUXOR SATELLITE TRANSFORMER MANUFACTURER: FX LUMINAIRE MODEL #: LSAT-300-SS	NA	FX LUMINAIRE		1
	2" PVC SLEEVING				
	DIRECT BURIAL WIRE (SIZE APPROPRIATE TO ACCOMMODATE FOR VOLTAGE DROP)				

GENERAL LIGHTING NOTES:

- THIS PLAN IS INTENDED FOR LANDSCAPE LIGHTING PURPOSES ONLY. ALL LIGHTING FIXTURES AND TRANSFORMERS SHALL BE INSTALLED PER MANUFACTURERS SPECIFICATIONS. IT IS THE CONTRACTORS RESPONSIBILITY TO MAINTAIN COMPLIANCE WITH ALL LOCAL BUILDING SAFETY CODES AND ORDINANCES.
- FIXTURES ARE SHOWN IN APPROXIMATE LOCATION. THE CONTRACTOR SHOW FIELD VERIFY THE ACTUAL PLACEMENT OF EACH FIXTURE UPON COMPLETION OF LANDSCAPE INSTALLATION.
- ALL PATH LIGHTS ARE TO BE INSTALLED AT A MINIMUM OF 12 INCHES FROM ANY SIDEWALK OR VERTICAL STRUCTURE.
- ALL LOW-VOLTAGE DIRECT BURIAL WIRE TO BE INSTALLED AT >= 6" BELOW FINISH GRADE PER ELECTRICAL CODE.
- IN ORDER TO MINIMIZE FUTURE DISTURBANCE, ALL WIRE RUNS SHALL BE INSTALLED PARALLEL AND ADJACENT TO HARD SURFACES SUCH AS SIDEWALKS DRIVEWAYS AND WALLS.
- THE CONTRACTOR SHALL BE RESPONSIBLE FOR INSTALLING SLEEVES UNDER ALL HARDSCAPE SURFACES USING A MINIMUM 1 INCH PVC PIPE.
- ALL UNDERGROUND SPLICES SHALL BE UL-486RATED AND INSTALLED IN UNDERGROUND J-BOXES WITH WATER TIGHT CONNECTIONS LEAVING 12 INCHES OF EXCESS WIRE SLACK.
- ALL EXTERIOR 120 - VOLT ELECTRICAL OUTLETS SHALL BE GFI PROTECTED AS PER NATIONAL ELECTRICAL CODE
- ALL TRANSFORMERS PLUGGED INTO AN OUTDOOR RECEPTACLE SHALL HAVE AN "IN USE" COVER. CONTRACTOR SHALL INSTALL TAYMAC TYPE COVERS AT ALL OUTLETS.
- ALL PLUG-IN TRANSFORMERS SHALL HAVE A DRIP LOOP IN THE POWER CORD.
- ALL EXPOSED CONDUITS SHALL BE PAINTED TO MATCH SURROUNDINGS.
- THE INSTALLING CONTRACTOR SHALL BE RESPONSIBLE FOR ADJUSTING THE FIXTURES AT NIGHT TO HELP ELIMINATE GLARE AND TO ENSURE OPTIMUM LIGHTING EFFECT.
- CONTRACTOR TO VERIFY A MINIMUM OF 11 VOLTS FOR ZDC AT THE LAST AT THE LAST FIXTURE FOR OPTIMAL OPERATION.
- CONTRACTOR TO CENTER FEED THE SYSTEM WHEN AT ALL POSSIBLE and VERIFY ALL WIRE CONNECTIONS ARE AT THE FIXTURES.
- ALL WIRE CONNECTIONS AT FIXTURES SHALL BE MADE USING WATER TIGHT CONNECTIONS.

LUXOR GROUP ASSIGNMENT NOTE:

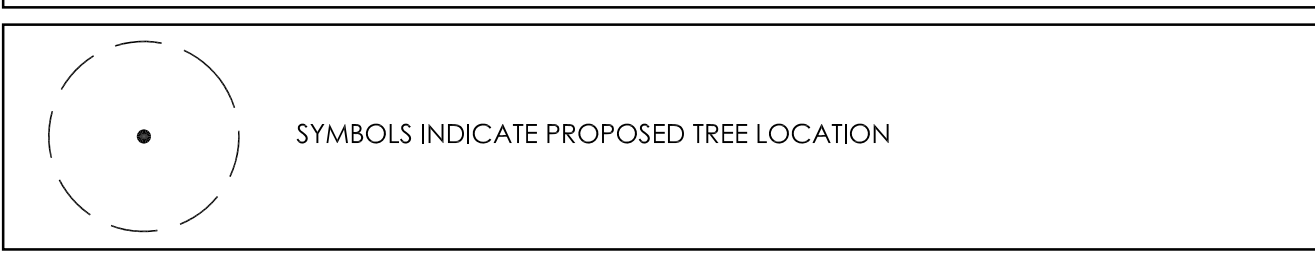
WHEN USING MULTIPLE LUXOR TRANSFORMERS, GROUPS CAN BE NUMBERED 1-250. GROUPS CAN BE INDIVIDUAL FIXTURES OR GROUPED BY TYPE OR BY LOCATION INDEPENDENT OF TRANSFORMERS. IT'S RECOMMENDED THAT FIXTURES BE ASSIGNED A GROUP NUMBER AT TRANSFORMER ASSIGNMENT PORT LOCATED ON THE LUXOR TRANSFORMER FACEPACK PRIOR TO INSTALLING FIXTURES IN THE FIELD.

LUXOR WIFI CONNECTION NOTE:

WHEN USING WIFI, TRANSFORMERS CAN BE LINKED AND ACT AS ONE. WHEN USING WIFI WHEREVER POSSIBLE, USE A HARD WIRE CONNECTION VS WIFIMOD. HARD WIRE CONNECTION ENSURES 100% CONNECTIVITY AT ALL TIMES WHEREAS WIFI MODULES ARE DEPENDENT UPON WIFI SIGNAL AT TRANSFORMER LOCATION.

TRANSFORMER SIZING NOTE:

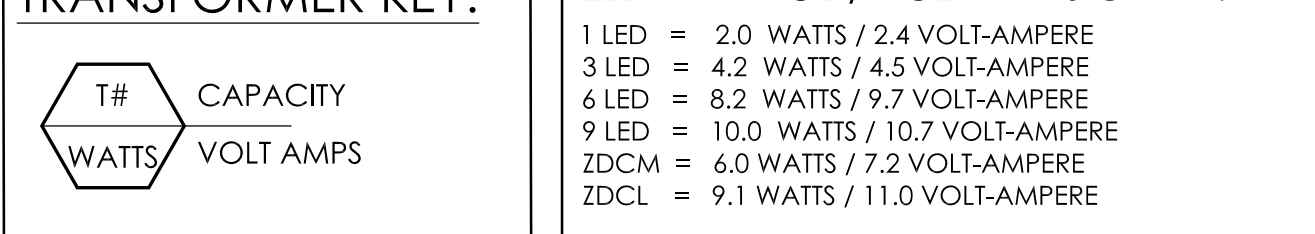
TRANSFORMERS TO BE SIZED PER THE OVERALL VOLT AMPS (VA) NOT PER WATTS USED.



LIGHTING CUTSHEETS NOTE:

SEE SHEET LL.X FOR LIGHTING CUTSHEETS AND MANUFACTURERS SPECIFICATION.

TRANSFORMER KEY:



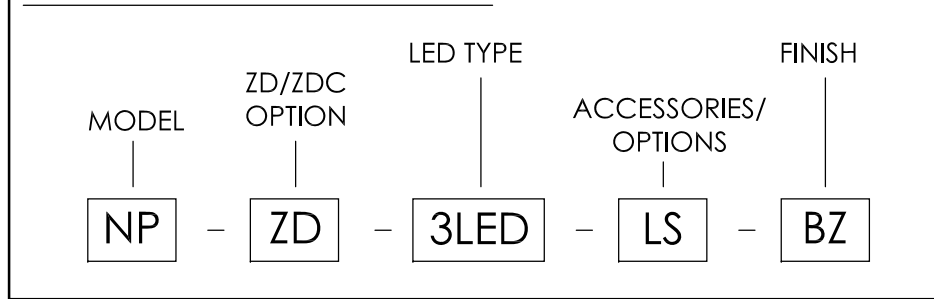
LED WATTAGE / VOLT AMPS CHART:

1 LED	= 2.0 WATTS / 2.4 VOLT-AMPERE
3 LED	= 4.2 WATTS / 4.5 VOLT-AMPERE
6 LED	= 8.2 WATTS / 9.7 VOLT-AMPERE
9 LED	= 10.0 WATTS / 10.7 VOLT-AMPERE
ZDCM	= 6.0 WATTS / 7.2 VOLT-AMPERE
ZDCL	= 9.1 WATTS / 11.0 VOLT-AMPERE

FIXTURE GROUPING KEY:



SPECIFICATION KEY:



REVISIONS:

NO.	DESCRIPTION

JOB NUMBER:
 DRAWN BY: FX LUMINAIRE
 PLAN DATE:
 SCALE: 1/4" = 1'-0"

TITLE:

LOW VOLTAGE LIGHTING PLAN

SHEET NO:

LL.1

